

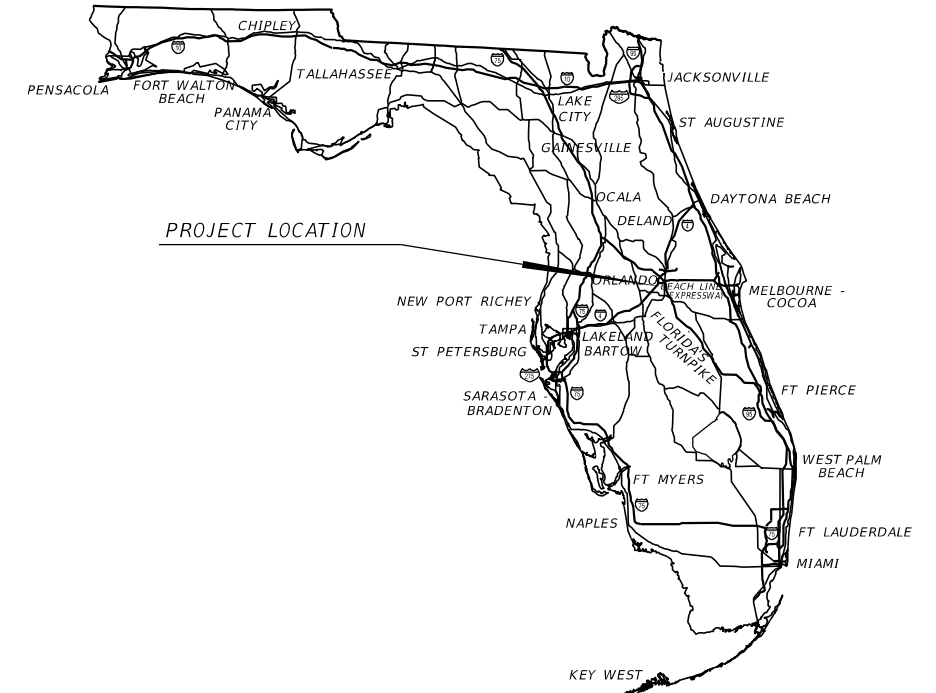
OSCEOLA COUNTY PUBLIC WORKS

CONTRACT PLANS

**BOGGY CREEK ROAD WIDENING AND RECONSTRUCTION  
FROM SIMPSON ROAD TO NARCOOSSEE ROAD**

**OSCEOLA COUNTY  
COUNTY ROAD NO. 530**

LIGHTING PLANS



**INDEX OF LIGHTING PLANS**

SHEET NO.	SHEET DESCRIPTION
L-1	KEY SHEET
L-2 - L-8	TABULATION OF QUANTITIES
L-9	GENERAL NOTES, LIGHTING LEGEND, & CRITERIA
L-10 - L-12	POLE DATA
L-13	PROJECT LAYOUT
L-14 - L-58	LIGHTING PLAN
L-59	SERVICE POINT DETAILS

THIS ITEM HAS BEEN DIGITALLY  
SIGNED AND SEALED BY:

ON THE DATE ADJACENT TO THE SEAL

PRINTED COPIES OF THIS DOCUMENT ARE  
NOT CONSIDERED SIGNED AND SEALED  
AND THE SIGNATURE MUST BE VERIFIED  
ON ANY ELECTRONIC COPIES.

**LIGHTING PLANS  
ENGINEER OF RECORD:**

BAHMAN BEHZADI, P.E.  
P.E. NO.: 53636  
DEWBERRY ENGINEERS INC.  
800 NORTH MAGNOLIA AVENUE, SUITE 1000  
ORLANDO, FLORIDA 32803  
VENDOR NO.: F130746510001

**FINAL SUBMITTAL  
MARCH 2023**

FISCAL YEAR	SHEET NO.
22	L-1

THE OFFICIAL RECORD OF THIS SHEET IS THE ELECTRONIC FILE DIGITALLY SIGNED AND SEALED UNDER RULE 61G15-23.004, F.A.C.

**TABULATION OF QUANTITIES**

PAY ITEM NO.	DESCRIPTION	UNIT	SHEET NUMBERS												TOTAL THIS SHEET			
			L-14		L-15		L-16		L-17		L-18		L-19		L-20		PLAN	FINAL
			PLAN	FINAL	PLAN	FINAL	PLAN	FINAL	PLAN	FINAL	PLAN	FINAL	PLAN	FINAL	PLAN	FINAL		
630-2-11	CONDUIT, FURNISH & INSTALL, OPEN TRENCH	LF																
630-2-12	CONDUIT, FURNISH & INSTALL, DIRECTIONAL BORE	LF	429		123		305		713		701		701		376		1182	
635-2-11	PULL & SPLICE BOX, F&I, 10" x 15" COVER SIZE (OUC)	EA																
635-2-11	PULL & SPLICE BOX, F&I, 13" x 24" COVER SIZE (OUC)	EA																
635-2-30	PULL & SPLICE BOX, INSTALL (PULL BOX FURNISHED AND PAID BY KUA, CONTRACTOR TO INSTALL ONLY)	EA	2		3		2		2		2		3		2		16	
639-1-122	ELECTRICAL POWER SERVICE, F&I, UNDERGROUND, METER PURCHASED BY CONTRACTOR	AS																
639-2-1	ELECTRICAL SERVICE WIRE, FURNISH & INSTALL	LF																
639-3-11	ELECTRICAL SERVICE DISCONNECT, F&I, POLE MOUNT	EA																
641-2-11	PRESTRESSED CONCRETE POLE, F&I, TYPE P-11 PEDESTAL	EA																
715-1-12	LIGHTING CONDUCTORS, F&I, INSULATED, NO.8 - 6	LF																
715-4-13	LIGHT POLE COMPLETE, FURNISH & INSTALL STANDARD POLE STANDARD FOUNDATION, 40' MOUNTING HEIGHT	EA																
715-5-31	LUMINAIRE & BRACKET ARM- ALUMINUM, FURNISH & INSTALL NEW LUMINAIRE AND ARM ON NEW/EXISTING POLE	EA																

REVISIONS				BAHMAN BEHZADI, P.E. P.E. LICENSE NUMBER 53636 DEWBERRY ENGINEERS 800 NORTH MAGNOLIA AVE., SUITE 1000 ORLANDO, FL 32803	OSCEOLA COUNTY TRANSPORTATION & TRANSIT			<b>TABULATION OF QUANTITIES</b>	SHEET NO.
DATE	DESCRIPTION	DATE	DESCRIPTION		ROAD NO.	COUNTY	PROJECT NO.		L-2
					530	OSCEOLA	PS-20-11479-DG		

THE OFFICIAL RECORD OF THIS SHEET IS THE ELECTRONIC FILE DIGITALLY SIGNED AND SEALED UNDER RULE 61G15-23.004, F.A.C.

**TABULATION OF QUANTITIES**

PAY ITEM NO.	DESCRIPTION	UNIT	SHEET NUMBERS														TOTAL THIS SHEET	
			L-21		L-22		L-23		L-24		L-25		L-26		L-27		PLAN	FINAL
			PLAN	FINAL	PLAN	FINAL	PLAN	FINAL	PLAN	FINAL	PLAN	FINAL	PLAN	FINAL	PLAN	FINAL		
630-2-11	CONDUIT, FURNISH & INSTALL, OPEN TRENCH	LF	701		627		239		272		311		487		645		3282	
630-2-12	CONDUIT, FURNISH & INSTALL, DIRECTIONAL BORE	LF			75		471		293		729		213		55		1836	
635-2-11	PULL & SPLICE BOX, F&I, 10" x 15" COVER SIZE (OUC)	EA									5						5	
635-2-11	PULL & SPLICE BOX, F&I, 13" x 24" COVER SIZE (OUC)	EA									5						5	
635-2-30	PULL & SPLICE BOX, INSTALL (PULL BOX FURNISHED AND PAID BY KUA, CONTRACTOR TO INSTALL ONLY)	EA	2		3		3		2		1		4		4		19	
639-1-122	ELECTRICAL POWER SERVICE, F&I, UNDERGROUND, METER PURCHASED BY CONTRACTOR	AS									1						1	
639-2-1	ELECTRICAL SERVICE WIRE, FURNISH & INSTALL	LF									150						150	
639-3-11	ELECTRICAL SERVICE DISCONNECT, F&I, POLE MOUNT	EA									1						1	
641-2-11	PRESTRESSED CONCRETE POLE, F&I, TYPE P-II PEDESTAL	EA									1						1	
715-1-12	LIGHTING CONDUCTORS, F&I, INSULATED, NO.8 - 6	LF									2826						2826	
715-4-13	LIGHT POLE COMPLETE, FURNISH & INSTALL STANDARD POLE STANDARD FOUNDATION, 40' MOUNTING HEIGHT	EA									5						5	
715-5-31	LUMINAIRE & BRACKET ARM- ALUMINUM, FURNISH & INSTALL NEW LUMINAIRE AND ARM ON NEW/EXISTING POLE	EA									4						4	

REVISIONS				BAHMAN BEHZADI, P.E. P.E. LICENSE NUMBER 53636 DEWBERRY ENGINEERS 800 NORTH MAGNOLIA AVE., SUITE 1000 ORLANDO, FL 32803	OSCEOLA COUNTY TRANSPORTATION & TRANSIT			<b>TABULATION OF QUANTITIES</b>	SHEET NO.
DATE	DESCRIPTION	DATE	DESCRIPTION		ROAD NO.	COUNTY	PROJECT NO.		L-3
					530	OSCEOLA	PS-20-11479-DG		

THE OFFICIAL RECORD OF THIS SHEET IS THE ELECTRONIC FILE DIGITALLY SIGNED AND SEALED UNDER RULE 61G15-23.004, F.A.C.

**TABULATION OF QUANTITIES**

PAY ITEM NO.	DESCRIPTION	UNIT	SHEET NUMBERS														TOTAL THIS SHEET	
			L-28		L-29		L-30		L-31		L-32		L-33		L-34		PLAN	FINAL
			PLAN	FINAL	PLAN	FINAL	PLAN	FINAL	PLAN	FINAL	PLAN	FINAL	PLAN	FINAL	PLAN	FINAL		
630-2-11	CONDUIT, FURNISH & INSTALL, OPEN TRENCH	LF	960		1119		1177		991		331		977		698		6253	
630-2-12	CONDUIT, FURNISH & INSTALL, DIRECTIONAL BORE	LF	404		181		223		408		1694		420		187		3517	
635-2-11	PULL & SPLICE BOX, F&I, 10" x 15" COVER SIZE (OUC)	EA									4						4	
635-2-11	PULL & SPLICE BOX, F&I, 13" x 24" COVER SIZE (OUC)	EA									4						4	
635-2-30	PULL & SPLICE BOX, INSTALL (PULL BOX FURNISHED AND PAID BY KUA, CONTRACTOR TO INSTALL ONLY)	EA	7		7		8		7		3		5		4		41	
639-1-122	ELECTRICAL POWER SERVICE, F&I, UNDERGROUND, METER PURCHASED BY CONTRACTOR	AS									1						1	
639-2-1	ELECTRICAL SERVICE WIRE, FURNISH & INSTALL	LF									150						150	
639-3-11	ELECTRICAL SERVICE DISCONNECT, F&I, POLE MOUNT	EA									1						1	
641-2-11	PRESTRESSED CONCRETE POLE, F&I, TYPE P-II PEDESTAL	EA									1						1	
715-1-12	LIGHTING CONDUCTORS, F&I, INSULATED, NO.8 - 6	LF									1800						1800	
715-4-13	LIGHT POLE COMPLETE, FURNISH & INSTALL STANDARD POLE STANDARD FOUNDATION, 40' MOUNTING HEIGHT	EA									4						4	
715-5-31	LUMINAIRE & BRACKET ARM- ALUMINUM, FURNISH & INSTALL NEW LUMINAIRE AND ARM ON NEW/EXISTING POLE	EA									4						4	

REVISIONS				BAHMAN BEHZADI, P.E. P.E. LICENSE NUMBER 53636 DEWBERRY ENGINEERS 800 NORTH MAGNOLIA AVE., SUITE 1000 ORLANDO, FL 32803	OSCEOLA COUNTY TRANSPORTATION & TRANSIT			<b>TABULATION OF QUANTITIES</b>	SHEET NO.
DATE	DESCRIPTION	DATE	DESCRIPTION		ROAD NO.	COUNTY	PROJECT NO.		L-4
					530	OSCEOLA	PS-20-11479-DG		

THE OFFICIAL RECORD OF THIS SHEET IS THE ELECTRONIC FILE DIGITALLY SIGNED AND SEALED UNDER RULE 61G15-23.004, F.A.C.

**TABULATION OF QUANTITIES**

PAY ITEM NO.	DESCRIPTION	UNIT	SHEET NUMBERS														TOTAL THIS SHEET	
			L-35		L-36		L-37		L-38		L-39		L-40		L-41		PLAN	FINAL
			PLAN	FINAL	PLAN	FINAL	PLAN	FINAL	PLAN	FINAL	PLAN	FINAL	PLAN	FINAL	PLAN	FINAL		
630-2-11	CONDUIT, FURNISH & INSTALL, OPEN TRENCH	LF	677		495		303		515		700		408		423		3521	
630-2-12	CONDUIT, FURNISH & INSTALL, DIRECTIONAL BORE	LF					265		301				300		300		1166	
635-2-11	PULL & SPLICE BOX, F&I, 10" x 15" COVER SIZE (OUC)	EA							4		2		3		2		11	
635-2-11	PULL & SPLICE BOX, F&I, 13" x 24" COVER SIZE (OUC)	EA																
635-2-30	PULL & SPLICE BOX, INSTALL (PULL BOX FURNISHED AND PAID BY KUA, CONTRACTOR TO INSTALL ONLY)	EA	2		3		3										8	
639-1-122	ELECTRICAL POWER SERVICE, F&I, UNDERGROUND, METER PURCHASED BY CONTRACTOR	AS																
639-2-1	ELECTRICAL SERVICE WIRE, FURNISH & INSTALL	LF																
639-3-11	ELECTRICAL SERVICE DISCONNECT, F&I, POLE MOUNT	EA																
641-2-11	PRESTRESSED CONCRETE POLE, F&I, TYPE P-11 PEDESTAL	EA																
715-1-12	LIGHTING CONDUCTORS, F&I, INSULATED, NO.8 - 6	LF																
715-4-13	LIGHT POLE COMPLETE, FURNISH & INSTALL STANDARD POLE STANDARD FOUNDATION, 40' MOUNTING HEIGHT	EA																
715-5-31	LUMINAIRE & BRACKET ARM- ALUMINUM, FURNISH & INSTALL NEW LUMINAIRE AND ARM ON NEW/EXISTING POLE	EA																

REVISIONS				BAHMAN BEHZADI, P.E. P.E. LICENSE NUMBER 53636 DEWBERRY ENGINEERS 800 NORTH MAGNOLIA AVE., SUITE 1000 ORLANDO, FL 32803	OSCEOLA COUNTY TRANSPORTATION & TRANSIT			<b>TABULATION OF QUANTITIES</b>	SHEET NO.
DATE	DESCRIPTION	DATE	DESCRIPTION		ROAD NO.	COUNTY	PROJECT NO.		L-5
					530	OSCEOLA	PS-20-11479-DG		

THE OFFICIAL RECORD OF THIS SHEET IS THE ELECTRONIC FILE DIGITALLY SIGNED AND SEALED UNDER RULE 61G15-23.004, F.A.C.

**TABULATION OF QUANTITIES**

PAY ITEM NO.	DESCRIPTION	UNIT	SHEET NUMBERS														TOTAL THIS SHEET	
			L-42		L-43		L-44		L-45		L-46		L-47		L-48		PLAN	FINAL
			PLAN	FINAL	PLAN	FINAL	PLAN	FINAL	PLAN	FINAL	PLAN	FINAL	PLAN	FINAL	PLAN	FINAL		
630-2-11	CONDUIT, FURNISH & INSTALL, OPEN TRENCH	LF	414		700		702		721		700		663		798		4698	
630-2-12	CONDUIT, FURNISH & INSTALL, DIRECTIONAL BORE	LF	300										38		235		573	
635-2-11	PULL & SPLICE BOX, F&I, 10" x 15" COVER SIZE (OUC)	EA	2		3		3		3		2		3		4		20	
635-2-11	PULL & SPLICE BOX, F&I, 13" x 24" COVER SIZE (OUC)	EA																
635-2-30	PULL & SPLICE BOX, INSTALL (PULL BOX FURNISHED AND PAID BY KUA, CONTRACTOR TO INSTALL ONLY)	EA																
639-1-122	ELECTRICAL POWER SERVICE, F&I, UNDERGROUND, METER PURCHASED BY CONTRACTOR	AS																
639-2-1	ELECTRICAL SERVICE WIRE, FURNISH & INSTALL	LF																
639-3-11	ELECTRICAL SERVICE DISCONNECT, F&I, POLE MOUNT	EA																
641-2-11	PRESTRESSED CONCRETE POLE, F&I, TYPE P-11 PEDESTAL	EA																
715-1-12	LIGHTING CONDUCTORS, F&I, INSULATED, NO.8 - 6	LF																
715-4-13	LIGHT POLE COMPLETE, FURNISH & INSTALL STANDARD POLE STANDARD FOUNDATION, 40' MOUNTING HEIGHT	EA																
715-5-31	LUMINAIRE & BRACKET ARM- ALUMINUM, FURNISH & INSTALL NEW LUMINAIRE AND ARM ON NEW/EXISTING POLE	EA																

REVISIONS				BAHMAN BEHZADI, P.E. P.E. LICENSE NUMBER 53636 DEWBERRY ENGINEERS 800 NORTH MAGNOLIA AVE., SUITE 1000 ORLANDO, FL 32803	OSCEOLA COUNTY TRANSPORTATION & TRANSIT			<b>TABULATION OF QUANTITIES</b>	SHEET NO.  <b>L-6</b>
DATE	DESCRIPTION	DATE	DESCRIPTION		ROAD NO.	COUNTY	PROJECT NO.		
					530	OSCEOLA	PS-20-11479-DG		

THE OFFICIAL RECORD OF THIS SHEET IS THE ELECTRONIC FILE DIGITALLY SIGNED AND SEALED UNDER RULE 61G15-23.004, F.A.C.

**TABULATION OF QUANTITIES**

PAY ITEM NO.	DESCRIPTION	UNIT	SHEET NUMBERS														TOTAL THIS SHEET	
			L-49		L-50		L-51		L-52		L-53		L-54		L-55		PLAN	FINAL
			PLAN	FINAL	PLAN	FINAL	PLAN	FINAL	PLAN	FINAL	PLAN	FINAL	PLAN	FINAL	PLAN	FINAL		
630-2-11	CONDUIT, FURNISH & INSTALL, OPEN TRENCH	LF	1130		1025		1036		878		1044		836		532		6481	
630-2-12	CONDUIT, FURNISH & INSTALL, DIRECTIONAL BORE	LF	268		375		365		523		356		566		168		2621	
635-2-11	PULL & SPLICE BOX, F&I, 10" x 15" COVER SIZE (OUC)	EA	6		6		5		6		5		5		3		36	
635-2-11	PULL & SPLICE BOX, F&I, 13" x 24" COVER SIZE (OUC)	EA																
635-2-30	PULL & SPLICE BOX, INSTALL (PULL BOX FURNISHED AND PAID BY KUA, CONTRACTOR TO INSTALL ONLY)	EA																
639-1-122	ELECTRICAL POWER SERVICE, F&I, UNDERGROUND, METER PURCHASED BY CONTRACTOR	AS																
639-2-1	ELECTRICAL SERVICE WIRE, FURNISH & INSTALL	LF																
639-3-11	ELECTRICAL SERVICE DISCONNECT, F&I, POLE MOUNT	EA																
641-2-11	PRESTRESSED CONCRETE POLE, F&I, TYPE P-11 PEDESTAL	EA																
715-1-12	LIGHTING CONDUCTORS, F&I, INSULATED, NO.8 - 6	LF																
715-4-13	LIGHT POLE COMPLETE, FURNISH & INSTALL STANDARD POLE STANDARD FOUNDATION, 40' MOUNTING HEIGHT	EA																
715-5-31	LUMINAIRE & BRACKET ARM- ALUMINUM, FURNISH & INSTALL NEW LUMINAIRE AND ARM ON NEW/EXISTING POLE	EA																

REVISIONS				BAHMAN BEHZADI, P.E. P.E. LICENSE NUMBER 53636 DEWBERRY ENGINEERS 800 NORTH MAGNOLIA AVE., SUITE 1000 ORLANDO, FL 32803	OSCEOLA COUNTY TRANSPORTATION & TRANSIT			<b>TABULATION OF QUANTITIES</b>	SHEET NO.
DATE	DESCRIPTION	DATE	DESCRIPTION		ROAD NO.	COUNTY	PROJECT NO.		
					530	OSCEOLA	PS-20-11479-DG		L-7

THE OFFICIAL RECORD OF THIS SHEET IS THE ELECTRONIC FILE DIGITALLY SIGNED AND SEALED UNDER RULE 61G15-23.004, F.A.C.

**TABULATION OF QUANTITIES**










PAY ITEM NO.	DESCRIPTION	UNIT	SHEET NUMBERS												TOTAL THIS SHEET		GRAND TOTAL			
			L-56		L-57		L-58													
			PLAN	FINAL	PLAN	FINAL	PLAN	FINAL	PLAN	FINAL	PLAN	FINAL	PLAN	FINAL	PLAN	FINAL	PLAN	FINAL		
630-2-11	CONDUIT, FURNISH & INSTALL, OPEN TRENCH	LF	446		289												735		28466	
630-2-12	CONDUIT, FURNISH & INSTALL, DIRECTIONAL BORE	LF	254		410		530										1194		12089	
635-2-11	PULL & SPLICE BOX, F&I, 10" x 15" COVER SIZE (OUC)	EA	2		3		5										10		86	
635-2-11	PULL & SPLICE BOX, F&I, 13" x 24" COVER SIZE (OUC)	EA					1										1		10	
635-2-30	PULL & SPLICE BOX, INSTALL (PULL BOX FURNISHED AND PAID BY KUA, CONTRACTOR TO INSTALL ONLY)	EA																	84	
639-1-122	ELECTRICAL POWER SERVICE, F&I, UNDERGROUND, METER PURCHASED BY CONTRACTOR	AS					1										1		3	
639-2-1	ELECTRICAL SERVICE WIRE, FURNISH & INSTALL	LF					150										150		450	
639-3-11	ELECTRICAL SERVICE DISCONNECT, F&I, POLE MOUNT	EA					1										1		3	
641-2-11	PRESTRESSED CONCRETE POLE, F&I, TYPE P-11 PEDESTAL	EA					1										1		3	
715-1-12	LIGHTING CONDUCTORS, F&I, INSULATED, NO.8 - 6	LF					1536										1536		6162	
715-4-13	LIGHT POLE COMPLETE, FURNISH & INSTALL STANDARD POLE STANDARD FOUNDATION, 40' MOUNTING HEIGHT	EA					2										2		11	
715-5-31	LUMINAIRE & BRACKET ARM- ALUMINUM, FURNISH & INSTALL NEW LUMINAIRE AND ARM ON NEW/EXISTING POLE	EA					3										3		11	

REVISIONS				BAHMAN BEHZADI, P.E. P.E. LICENSE NUMBER 53636 DEWBERRY ENGINEERS 800 NORTH MAGNOLIA AVE., SUITE 1000 ORLANDO, FL 32803	OSCEOLA COUNTY TRANSPORTATION & TRANSIT			<b>TABULATION OF QUANTITIES</b>	SHEET NO.
DATE	DESCRIPTION	DATE	DESCRIPTION		ROAD NO.	COUNTY	PROJECT NO.		L-8
					530	OSCEOLA	PS-20-11479-DG		

THE OFFICIAL RECORD OF THIS SHEET IS THE ELECTRONIC FILE DIGITALLY SIGNED AND SEALED UNDER RULE 61G15-23.004, F.A.C.



LIGHTING LEGEND

-  KUA TO FURNISH AND INSTALL INTERMEDIATE DISTRIBUTION POLES WITH 279 WATT LIGHT EMITTING DIODE (LED) LUMINAIRE, 6' ARM LENGTH, AND 40' MOUNTING HEIGHT) COOPER ARCHEON PART NO. ARCH-L-PA3-280-730-U-T3-AP.
-  KUA TO FURNISH AND INSTALL PROPOSED GROUND MOUNT DIRECT BURY LIGHT POLES WITH 279 WATT LIGHT EMITTING DIODE (LED) LUMINAIRE 6' ARM LENGTH, AND 40' MOUNTING HEIGHT. PULL BOXES TO BE FURNISHED BY KUA. CONTRACTOR TO INSTALL PULL BOXES AND FURNISH AND INSTALL CONDUITS. COOPER ARCHEON PART NO. ARCH-L-PA3-280-730-U-T3-AP.
-  CONTRACTOR TO FURNISH AND INSTALL PROPOSED INTERSECTION LUMINAIRE FIXTURE ON EXISTING/PROPOSED SIGNAL POLES WITH 279 WATT LIGHT EMITTING DIODE (LED) LUMINAIRE, 6' ARM LENGTH, 30' MOUNTING HEIGHT, AND 240 OPERATING VOLTAGE. AEL PART NUMBER: ATBL G MVOLT R4 P7 PCLL.
-  CONTRACTOR TO FURNISH AND INSTALL PROPOSED INTERSECTION STANDARD LIGHT POLES WITH 279 WATT LIGHT EMITTING DIODE (LED) LUMINAIRE, 6' ARM LENGTH, 40' MOUNTING HEIGHT, AND 240 OPERATING VOLTAGE. AEL PART NUMBER: ATBL G MVOLT R4 P7 PCLL.
-  INTERMEDIATE DISTRIBUTION POLE (NO CONDUIT OR PULL BOXES) WITH 279 WATT LIGHT EMITTING DIODE (LED) LUMINAIRE, 6' ARM LENGTH, AND 40' MOUNTING HEIGHT (FURNISHED AND INSTALLED BY OUC.) COOPER ARCHEON PART NO. ARCH-L-PA3-280-730-U-T3-AP.
-  OUC TO FURNISH AND INSTALL PROPOSED GROUND MOUNT LIGHT POLE WITH 279 WATT LIGHT EMITTING DIODE (LED) LUMINAIRE 6' ARM LENGTH, AND 40' MOUNTING HEIGHT. CONTRACTOR TO FURNISH AND INSTALL PROPOSED PULL BOXES AND CONDUITS FOR OUC TERRITORY. COOPER ARCHEON PART NO. ARCH-L-PA3-280-730-U-T3-AP.
-  2" CONDUIT, OPEN TRENCH (TO BE INSTALLED BY CONTRACTOR)
-  2" CONDUIT, DIRECTIONAL BORE (TO BE INSTALLED BY THE CONTRACTOR)
-  PULL BOX (TO BE INSTALLED BY THE CONTRACTOR)
- BOS BACK OF SIDEWALK
- FOC FACE OF CURB
- EOTL EDGE OF TRAVEL LANE

GENERAL NOTES

1. ENSURE PROPOSED WORK IS CONDUCTED WITHIN THE EXISTING RIGHT-OF-WAY AND EMPLOY A FLORIDA LICENSED SURVEYOR FOR ANY AREAS WHERE RIGHT-OF-WAY VERIFICATION IS DEEMED NECESSARY.
2. LIGHT POLE LOCATIONS ARE CONSIDERED APPROXIMATE AND MAY REQUIRE FIELD ADJUSTMENT AS DIRECTED BY THE ENGINEER.
3. CONTACT THE MAINTAINING AGENCY TO CONFIRM POLE SEQUENCING NAME AND NUMBER.
4. EXISTING PARTIAL LIGHTING TO BE MAINTAINED UNTIL PROPOSED LIGHTING IS CONSTRUCTED AND OPERATIONAL.
5. ANY REQUIRED TREE PRUNING SHALL MAINTAIN OVERALL CANOPY BALANCE AND STRUCTURAL INTEGRITY OF THE TREE. TREE TRIMMING SHALL ADHERE TO ANSI A300.
6. KISSIMMEE UTILITY AUTHORITY (KUA) WILL FURNISH AND INSTALL THE FOLLOWING: POLES, LUMINAIRES, ARMS AND CONDUCTORS TO POWER THE LIGHTING SYSTEM FROM THEIR GRID.
7. ORLANDO UTILITY COMMISSION (OUC) WILL FURNISH AND INSTALL THE FOLLOWING: POLES, LUMINAIRES, ARMS AND CONDUCTORS TO POWER THE LIGHTING SYSTEM FROM THEIR GRID.
8. CONTRACTOR SHALL TO COORDINATE WITH KUA AND OUC AT "NOTICE-TO-PROCEED" (NTP) FOR INSTALLATION SCHEDULE TO PROVIDE ADEQUATE LEAD TIMES.
9. KUA WILL PROVIDE PULL BOXES TO BE INSTALLED BY THE CONTRACTOR. CONTRACTOR SHALL COORDINATE WITH THE KUA ENGINEER TO OBTAIN THE PULL BOXES.

CONVENTIONAL LIGHTING DESIGN CRITERIA

- AVERAGE INITIAL INTENSITY 1.5 HORIZONTAL FOOT CANDLES
- UNIFORMITY AVG./MIN. 4:1 OR LESS  
MAX./MIN. 10:1 OR LESS
- VEILING LUMINANCE RATIO 0.3:1 OR LESS
- DESIGN WIND SPEED 140 MPH (OSCEOLA COUNTY)

SIGNALIZED INTERSECTION LIGHTING DESIGN CRITERIA

- AVERAGE INITIAL INTENSITY 3.0 HORIZONTAL FOOT CANDLES (1.5 MINIMUM)  
2.3 VERTICAL FOOT CANDLES (15 MIN.)
- UNIFORMITY AVG./MIN. 4:1 OR LESS  
MAX./MIN. 10:1 OR LESS
- VEILING LUMINANCE RATIO 0.3:1 OR LESS
- DESIGN WIND SPEED 140 MPH (OSCEOLA COUNTY)

PAYITEM NOTES

1. 639-1-122 - ELECTRICAL POWER SERVICE, F&I, UNDERGROUND, METER PURCHASED BY CONTRACTOR INCLUDES THE INSTALLATION OF POWER SERVICE ASSEMBLY FOR THE UNDERGROUND SERVICE, METER BASE PER POWER COMPANY'S REQUIREMENTS, CONDUITS FOR SERVICE AND FEEDER CONDUCTORS, PULL BOXES, AND ANY OTHER PARTS OF THE METERING EQUIPMENT OR CONNECTIONS. COORDINATE WITH THE POWER COMPANY TO PROVIDE ELECTRICAL SERVICE TO THE POWER SERVICE-ENTRANCE LOCATIONS SHOWN IN THE PLANS.
2. 639-2-1 - ELECTRICAL SERVICE WIRE, F&I INCLUDES THE INSTALLATION OF COMPLETE WIRE RUN WITH ALL CONDUCTORS INCLUDED FROM SERVICE TRANSFORMER TO COMBINATION OF SERVICE DISCONNECT AND LOAD CENTER ENCLOSURE SHOWN IN THE LIGHTING PLANS.
3. 639-3-11 ELECTRICAL SERVICE DISCONNECT, F&I, POLE MOUNT INCLUDES SERVICE DISCONNECT AND ALUMINUM ENCLOSURE MOUNTED ON THE OURSIDE OF SERVICE POLE AS WELL AS OTHER REQUIRED MISCELLEOUS ITEMS AS SHOWN IN THE PLANS.
4. 641-2-11 - PRESTRESSED CONCRETE POLE, F&I, TYPE P-II PEDESTAL INCLUDES FURNISHING AND INSTALLING PRECAST PRESRESSED CONCRETE POLES AT THE POWER SERVICE-ENTRANCE LOCATIONS AS SHOWN IN THE PLANS.

REVISIONS				BAHMAN BEHZADI, P.E. P.E. LICENSE NUMBER 53636 DEWBERRY ENGINEERS 800 NORTH MAGNOLIA AVE., SUITE 1000 ORLANDO, FL 32803	OSCEOLA COUNTY TRANSPORTATION & TRANSIT			<b>GENERAL NOTES, LIGHTING LEGEND, &amp; CRITERIA</b>	SHEET NO.
DATE	DESCRIPTION	DATE	DESCRIPTION		ROAD NO.	COUNTY	PROJECT NO.		L-9
					530	OSCEOLA	PS-20-11479-DG		

THE OFFICIAL RECORD OF THIS SHEET IS THE ELECTRONIC FILE DIGITALLY SIGNED AND SEALED UNDER RULE 61G15-23.004, F.A.C.

POLE DATA

POLE NO.	STATION	DIST. OR ARM	LUMINAIRE WATTAGE	MOUNTING HEIGHT	POLE SETBACK	PAY ITEM
L-1	102+34	6'	279	40	4' FROM BOS	BY KUA
L-2	102+72	6'	279	40	1.8' FROM BOS	BY KUA
L-3	104+57	6'	279	40	6' FROM FOC	BY KUA
L-4	105+78	6'	279	40	BOS	BY KUA
L-5	106+93	6'	279	40	4' FROM BOS	BY KUA
L-6	107+93	6'	279	40	2.7' FROM BOS	BY KUA
L-7	109+50	6'	279	40	BOS	BY KUA
L-8	110+99	6'	279	40	4' FROM BOS	BY KUA
L-9	112+18	6'	279	40	3.2' FROM BOS	BY KUA
L-10	113+71	6'	279	40	4' FROM BOS	BY KUA
L-11	115+28	6'	279	40	4' FROM BOS	BY KUA
L-12	116+98	6'	279	40	4' FROM BOS	BY KUA
L-13	118+48	6'	279	40	4' FROM BOS	BY KUA
L-14	119+99	6'	279	40	4' FROM BOS	BY KUA
L-15	121+58	6'	279	40	1.4' FROM BOS	BY KUA
L-16	123+12	6'	279	40	0.9' FROM BOS	BY KUA
L-17	124+66	6'	279	40	2.5' FROM BOS	BY KUA
L-18	126+08	6'	279	40	4' FROM BOS	BY KUA
L-19	127+68	6'	279	40	0.8' FROM BOS	BY KUA
L-20	129+18	6'	279	40	4' FROM BOS	BY KUA
L-21	130+55	6'	279	40	0.9' FROM BOS	BY KUA
L-22	132+17	6'	279	40	4' FROM BOS	BY KUA
L-23	133+69	6'	279	40	1.9' FROM BOS	BY KUA
L-24	135+29	6'	279	40	4' FROM BOS	BY KUA
L-25	136+69	6'	279	40	2.3' FROM BOS	BY KUA
L-26	138+21	6'	279	40	4' FROM BOS	BY KUA
L-27	139+69	6'	279	40	2.7' FROM BOS	BY KUA
L-28	141+22	6'	279	40	2.5' FROM BOS	BY KUA
L-29	142+69	6'	279	40	1.8' FROM BOS	BY KUA
L-30	143+98	6'	279	40	0.9' FROM BOS	BY KUA
L-31	145+69	6'	279	40	1.6' FROM BOS	BY KUA
L-32	147+23	6'	279	40	3.2' FROM BOS	BY KUA
L-33	148+70	6'	279	40	1.8' FROM BOS	BY KUA
L-34	150+22	6'	279	40	4' FROM BOS	BY KUA
L-35	151+70	6'	279	40	2.4' FROM BOS	BY KUA
L-36	153+18	6'	279	40	4' FROM BOS	BY KUA
L-37	154+70	6'	279	40	2' FROM BOS	BY KUA
L-38	156+21	6'	279	40	4' FROM BOS	BY KUA
L-39	157+70	6'	279	40	2.8' FOM BOS	BY KUA
L-40	159+20	6'	279	40	4' FROM BOS	BY KUA
L-41	160+69	6'	279	40	2' FROM BOS	BY KUA
L-42	162+25	6'	279	40	4' FROM BOS	BY KUA
L-43	163+79	6'	279	40	1.3' FROM BOS	BY KUA
L-44	165+35	6'	279	40	4' FROM BOS	BY KUA
L-45	166+52	6'	279	40	BOS	BY KUA
L-46	167+67	6'	279	40	1.1' FROM BOS	BY KUA
L-47	168+90	6'	279	40	BOS	BY KUA
L-48	169+92	6'	279	40	4' FROM BOS	BY KUA
L-49	171+29	6'	279	40	4' FROM BOS	BY KUA

POLE DATA

POLE NO.	STATION	DIST. OR ARM	LUMINAIRE WATTAGE	MOUNTING HEIGHT	POLE SETBACK	PAY ITEM
L-50	172+65	6'	279	40	4' FROM BOS	BY KUA
L-51	174+36	6'	279	40	4' FROM BOS	BY KUA
L-52	175+51	6'	279	40	4' FROM BOS	BY KUA
L-53	176+42	6'	279	40	4' FROM BOS	715-4-11
L-54	177+23	6'	279	40	1' FROM BOS	715-4-11
L-55	177+71	6'	170	30	SIGNAL UPRIGHT	715-5-31
L-56	178+01	6'	279	40	14' FROM FOC	715-4-11
L-57	178+15	6'	170	30	SIGNAL UPRIGHT	715-5-31
L-58	178+86	6'	279	40	13' FROM EOTL	715-4-11
L-59	178+94	6'	170	30	SIGNAL UPRIGHT	715-5-31
L-60	178+91	6'	170	30	SIGNAL UPRIGHT	715-5-31
L-61	179+52	6'	279	40	BOS	715-4-11
L-62	180+01	6'	279	40	1.2' FROM BOS	715-4-11
L-63	181+34	6'	279	40	1' FROM BOS	BY KUA
L-64	181+50	6'	279	40	BOS	BY KUA
L-65	183+23	6'	279	40	2.3' FROM BOS	BY KUA
L-66	184+12	6'	279	40	4' FROM BOS	BY KUA
L-67	185+13	6'	279	40	2' FROM BOS	BY KUA
L-68	186+09	6'	279	40	4' FROM BOS	BY KUA
L-69	187+03	6'	279	40	2.9' FROM BOS	BY KUA
L-70	188+22	6'	279	40	4' FROM BOS	BY KUA
L-71	188+93	6'	279	40	2.8' FROM BOS	BY KUA
L-72	189+88	6'	279	40	4' FROM BOS	BY KUA
L-73	190+83	6'	279	40	2.3' FROM BOS	BY KUA
L-74	191+79	6'	279	40	4' FROM BOS	BY KUA
L-75	192+73	6'	279	40	3.3' FROM BOS	BY KUA
L-76	193+68	6'	279	40	4' FROM BOS	BY KUA
L-77	194+62	6'	279	40	4' FROM BOS	BY KUA
L-78	195+58	6'	279	40	4' FROM BOS	BY KUA
L-79	196+53	6'	279	40	2.5' FROM BOS	BY KUA
L-80	197+45	6'	279	40	4' FROM BOS	BY KUA
L-81	198+36	6'	279	40	3.2' FROM BOS	BY KUA
L-82	199+71	6'	279	40	4' FROM BOS	BY KUA
L-83	200+69	6'	279	40	3.6' FROM BOS	BY KUA
L-84	201+62	6'	279	40	4' FROM BOS	BY KUA
L-85	202+59	6'	279	40	4' FROM BOS	BY KUA
L-86	203+52	6'	279	40	1.3' FROM BOS	BY KUA
L-87	204+49	6'	279	40	4' FROM BOS	BY KUA
L-88	205+42	6'	279	40	1.4' FROM BOS	BY KUA
L-89	206+39	6'	279	40	3.6' FROM BOS	BY KUA
L-90	207+32	6'	279	40	4' FROM BOS	BY KUA
L-91	208+29	6'	279	40	4' FROM BOS	BY KUA
L-92	209+22	6'	279	40	1.4' FROM BOS	BY KUA
L-93	210+19	6'	279	40	4' FROM BOS	BY KUA
L-94	211+12	6'	279	40	1.4' FROM BOS	BY KUA
L-95	212+33	6'	279	40	4' FROM BOS	BY KUA
L-96	213+02	6'	279	40	4' FROM BOS	BY KUA
L-97	213+99	6'	279	40	4' FROM BOS	BY KUA
L-98	214+92	6'	279	40	4' FROM BOS	BY KUA

REVISIONS				BAHMAN BEHZADI, P.E. P.E. LICENSE NUMBER 53636 DEWBERRY ENGINEERS 800 NORTH MAGNOLIA AVE., SUITE 1000 ORLANDO, FL 32803	OSCEOLA COUNTY TRANSPORTATION & TRANSIT			SHEET NO.  <b>L-10</b>
DATE	DESCRIPTION	DATE	DESCRIPTION		ROAD NO.	COUNTY	PROJECT NO.	
					530	OSCEOLA	PS-20-11479-DG	

POLE DATA

POLE NO.	STATION	DIST. OR ARM	LUMINAIRE WATTAGE	MOUNTING HEIGHT	POLE SETBACK	PAY ITEM
L-99	215+89	6'	279	40	3.2' FROM BOS	BY KUA
L-100	216+82	6'	279	40	4' FROM BOS	BY KUA
L-101	217+79	6'	279	40	4' FROM BOS	BY KUA
L-102	218+72	6'	279	40	4' FROM BOS	BY KUA
L-103	219+69	6'	279	40	4' FROM BOS	BY KUA
L-104	220+62	6'	279	40	1.3' FROM BOS	BY KUA
L-105	221+59	6'	279	40	1.6' FROM BOS	BY KUA
L-106	222+25	6'	279	40	1.4' FROM BOS	BY KUA
L-107	223+49	6'	279	40	4' FROM BOS	BY KUA
L-108	224+42	6'	279	40	1.6' FROM BOS	BY KUA
L-109	225+39	6'	279	40	4' FROM BOS	BY KUA
L-110	226+32	6'	279	40	4' FROM BOS	BY KUA
L-111	227+42	6'	279	40	2.6' FROM BOS	715-4-11
L-112	227+91	6'	279	40	4' FROM BOS	715-4-11
L-113	228+21	6'	279	30	SIGNAL UPRIGHT	715-5-31
L-114	228+49	6'	279	40	7.2' FROM FOC	715-4-11
L-115	228+60	6'	279	30	SIGNAL UPRIGHT	715-5-31
L-116	229+49	6'	279	30	SIGNAL UPRIGHT	715-5-31
L-117	229+52	6'	279	30	SIGNAL UPRIGHT	715-5-31
L-118	230+21	6'	279	40	4' FROM BOS	715-4-11
L-119	230+77	6'	279	40	4' FROM BOS	BY KUA
L-120	232+29	6'	279	40	4' FROM BOS	BY KUA
L-121	233+04	6'	279	40	4' FROM BOS	BY KUA
L-122	234+37	6'	279	40	4' FROM BOS	BY KUA
L-123	235+89	6'	279	40	4' FROM BOS	BY KUA
L-124	237+37	6'	279	40	0.9' FROM BOS	BY KUA
L-125	238+81	6'	279	40	4' FROM BOS	BY KUA
L-126	240+37	6'	279	40	1.2' FROM BOS	BY KUA
L-127	241+87	6'	279	40	4' FROM BOS	BY KUA
L-128	243+36	6'	279	40	4' FROM BOS	BY KUA
L-129	244+89	6'	279	40	4' FROM BOS	BY KUA
L-130	246+37	6'	279	40	1.1' FROM BOS	BY KUA
L-131	247+93	6'	279	40	1.7' FROM BOS	BY KUA
L-132	249+41	6'	279	40	4' FROM BOS	BY KUA
L-133	251+01	6'	279	40	4' FROM BOS	BY KUA
L-134	252+60	6'	279	40	4' FROM BOS	BY KUA
L-135	253+40	6'	279	40	0.8' FROM BOS	BY KUA
L-136	255+03	6'	279	40	4' FROM BOS	BY KUA
L-137	255+60	6'	279	40	4' FROM BOS	BY KUA
L-138	256+92	6'	279	40	4' FROM BOS	BY KUA
L-139	257+48	6'	279	40	4' FROM BOS	BY KUA
L-140	259+12	6'	279	40	2.2' FROM BOS	BY KUA
L-141	260+09	6'	279	40	2.1' FROM BOS	BY KUA
L-142	261+43	6'	279	40	4' FROM BOS	BY KUA
L-143	262+50	6'	279	40	4' FROM BOS	BY KUA
L-144	263+80	6'	279	40	0.9' FROM BOS	BY KUA
L-145	265+05	6'	279	40	4' FROM BOS	BY KUA
L-146	266+27	6'	279	40	1.8' FROM BOS	BY KUA
L-147	267+38	6'	279	40	4' FROM BOS	BY KUA
L-148	268+53	6'	279	40	4' FROM BOS	BY OUC

POLE DATA

POLE NO.	STATION	DIST. OR ARM	LUMINAIRE WATTAGE	MOUNTING HEIGHT	POLE SETBACK	PAY ITEM
L-149	269+69	6'	279	40	4' FROM BOS	BY OUC
L-150	270+97	6'	279	40	4' FROM BOS	BY OUC
L-151	272+43	6'	279	40	4' FROM BOS	BY OUC
L-152	273+98	6'	279	40	1.5' FROM BOS	BY OUC
L-153	275+45	6'	279	40	1.6' FROM BOS	BY OUC
L-154	276+98	6'	279	40	1.4' FROM BOS	BY OUC
L-155	278+45	6'	279	40	3' FROM BOS	BY OUC
L-156	279+98	6'	279	40	4' FROM BOS	BY OUC
L-157	281+45	6'	279	40	1.8' FROM BOS	BY OUC
L-158	282+98	6'	279	40	4' FROM BOS	BY OUC
L-159	283+89	6'	279	40	1.1' FROM BOS	BY OUC
L-160	285+98	6'	279	40	4' FROM BOS	BY OUC
L-161	287+36	6'	279	40	2.6' FROM BOS	BY OUC
L-162	288+88	6'	279	40	BOS	BY OUC
L-163	290+39	6'	279	40	3.1' FROM BOS	BY OUC
L-164	291+79	6'	279	40	1.5' FROM BOS	BY OUC
L-165	293+25	6'	279	40	1.7' FROM BOS	BY OUC
L-166	294+69	6'	279	40	4' FROM BOS	BY OUC
L-167	296+15	6'	279	40	4' FROM BOS	BY OUC
L-168	297+60	6'	279	40	4' FROM BOS	BY OUC
L-169	299+10	6'	279	40	BOS	BY OUC
L-170	300+51	6'	279	40	4' FROM BOS	BY OUC
L-171	301+98	6'	279	40	BOS	BY OUC
L-172	303+51	6'	279	40	4' FROM BOS	BY OUC
L-173	304+90	6'	279	40	BOS	BY OUC
L-174	306+51	6'	279	40	4' FROM BOS	BY OUC
L-175	307+99	6'	279	40	0.9' FROM BOS	BY OUC
L-176	309+51	6'	279	40	4' FROM BOS	BY OUC
L-177	310+28	6'	279	40	1.1' FROM BOS	BY OUC
L-178	311+87	6'	279	40	4' FROM BOS	BY OUC
L-179	312+72	6'	279	40	1' FROM BOS	BY OUC
L-180	313+27	6'	279	40	4' FROM BOS	BY OUC
L-181	314+73	6'	279	40	1.3' FROM BOS	BY OUC
L-182	315+04	6'	279	40	4' FROM BOS	BY OUC
L-183	316+50	6'	279	40	2.2' FROM BOS	BY OUC
L-184	317+99	6'	279	40	4' FROM BOS	BY OUC
L-185	319+41	6'	279	40	2.1' FROM BOS	BY OUC
L-186	320+90	6'	279	40	4' FROM BOS	BY OUC
L-187	322+39	6'	279	40	3.9' FROM BOS	BY OUC
L-188	323+81	6'	279	40	4' FROM BOS	BY OUC
L-189	325+28	6'	279	40	1.3' FROM BOS	BY OUC
L-190	326+78	6'	279	40	4' FROM BOS	BY OUC
L-191	328+07	6'	279	40	1.7' FROM BOS	BY OUC
L-192	329+51	6'	279	40	4' FROM BOS	BY OUC
L-193	330+91	6'	279	40	1.8' FROM BOS	BY OUC
L-194	331+70	6'	279	40	4' FROM BOS	BY OUC
L-195	333+75	6'	279	40	1.5' FROM BOS	BY OUC
L-196	335+01	6'	279	40	1.3' FROM BOS	BY OUC
L-197	336+25	6'	279	40	2.4' FROM BOS	BY OUC
L-198	337+59	6'	279	40	3.8' FROM BOS	BY OUC
L-199	338+93	6'	279	40	3.9' FROM BOS	BY OUC

REVISIONS				BAHMAN BEHZADI, P.E. P.E. LICENSE NUMBER 53636 DEWBERRY ENGINEERS 800 NORTH MAGNOLIA AVE., SUITE 1000 ORLANDO, FL 32803	OSCEOLA COUNTY TRANSPORTATION & TRANSIT ROAD NO. 530 COUNTY OSCEOLA PROJECT NO. PS-20-11479-DG	SHEET NO.  <b>L-11</b>
DATE	DESCRIPTION	DATE	DESCRIPTION			

POLE DATA

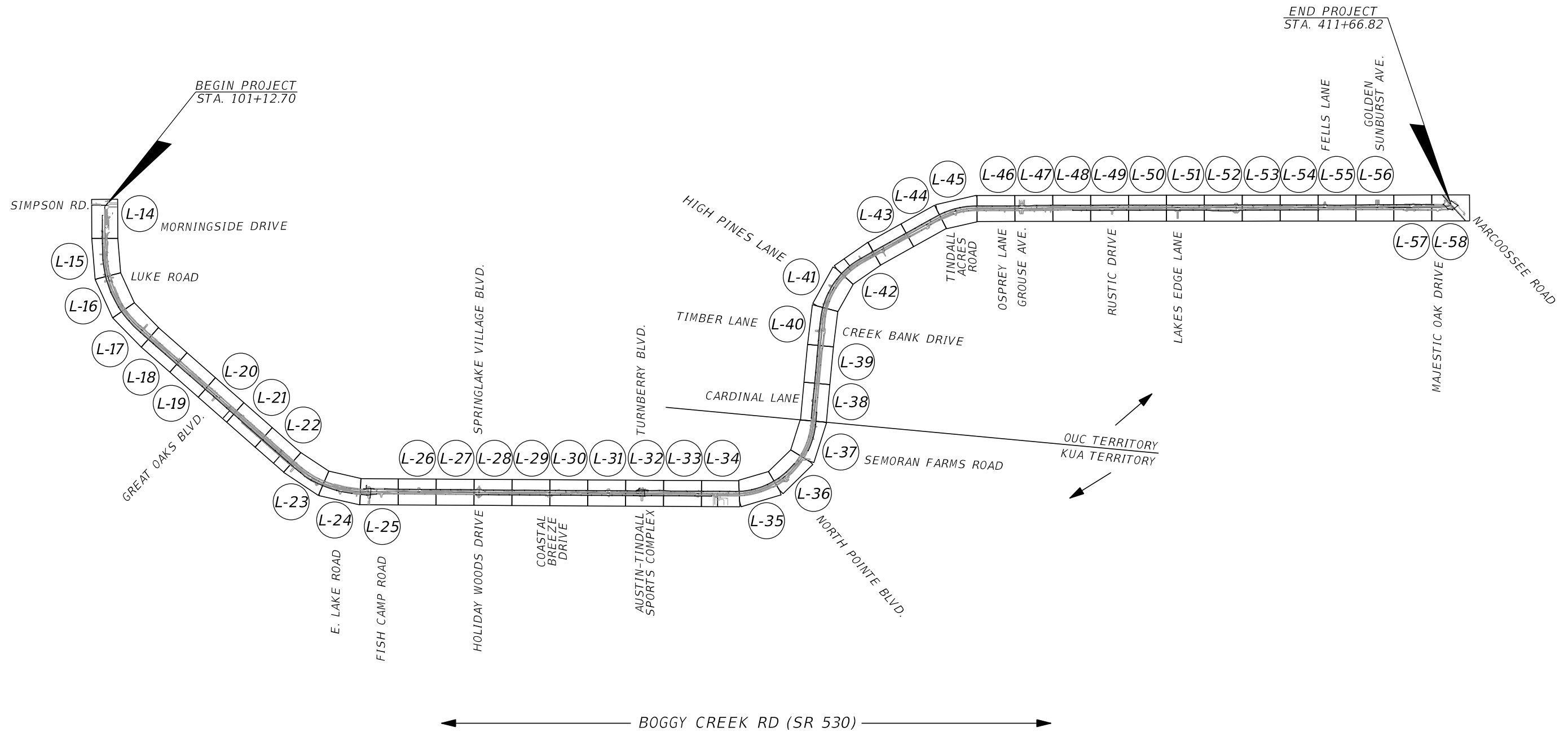
POLE NO.	STATION	DIST. OR ARM	LUMINAIRE WATTAGE	MOUNTING HEIGHT	POLE SETBACK	PAY ITEM
L-200	340+32	6'	279	40	4' FROM BOS	BY OUC
L-201	341+65	6'	279	40	4' FROM BOS	BY OUC
L-202	343+04	6'	279	40	4' FROM BOS	BY OUC
L-203	344+20	6'	279	40	4' FROM BOS	BY OUC
L-204	345+38	6'	279	40	4' FROM BOS	BY OUC
L-205	346+66	6'	279	40	4' FROM BOS	BY OUC
L-206	347+84	6'	279	40	4' FROM BOS	BY OUC
L-207	349+34	6'	279	40	2.6' FROM BOS	BY OUC
L-208	350+31	6'	279	40	4' FROM BOS	BY OUC
L-209	351+59	6'	279	40	1.3' FROM BOS	BY OUC
L-210	352+76	6'	279	40	4' FROM BOS	BY OUC
L-211	354+05	6'	279	40	4' FROM BOS	BY OUC
L-212	355+22	6'	279	40	4' FROM BOS	BY OUC
L-213	356+51	6'	279	40	3.3' FROM BOS	BY OUC
L-214	357+68	6'	279	40	4' FROM BOS	BY OUC
L-215	358+97	6'	279	40	2.4' FROM BOS	BY OUC
L-216	360+14	6'	279	40	4' FROM BOS	BY OUC
L-217	361+44	6'	279	40	4' FROM BOS	BY OUC
L-218	362+60	6'	279	40	4' FROM BOS	BY OUC
L-219	363+88	6'	279	40	4' FROM BOS	BY OUC
L-220	365+06	6'	279	40	4' FROM BOS	BY OUC
L-221	366+35	6'	279	40	4' FROM BOS	BY OUC
L-222	367+52	6'	279	40	4' FROM BOS	BY OUC
L-223	368+57	6'	279	40	4' FROM BOS	BY OUC
L-224	369+85	6'	279	40	4' FROM BOS	BY OUC
L-225	370+86	6'	279	40	4' FROM BOS	BY OUC
L-226	372+23	6'	279	40	4' FROM BOS	BY OUC
L-227	373+58	6'	279	40	4' FROM BOS	BY OUC
L-228	374+93	6'	279	40	4' FROM BOS	BY OUC
L-229	376+28	6'	279	40	4' FROM BOS	BY OUC
L-230	377+63	6'	279	40	4' FROM BOS	BY OUC
L-231	378+98	6'	279	40	4' FROM BOS	BY OUC
L-232	380+32	6'	279	40	4' FROM BOS	BY OUC
L-233	381+68	6'	279	40	4' FROM BOS	BY OUC
L-234	383+02	6'	279	40	4' FROM BOS	BY OUC
L-235	384+37	6'	279	40	4' FROM BOS	BY OUC
L-236	385+73	6'	279	40	4' FROM BOS	BY OUC
L-237	387+10	6'	279	40	3.7' FROM BOS	BY OUC
L-238	388+65	6'	279	40	1.4' FROM BOS	BY OUC
L-239	389+77	6'	279	40	4' FROM BOS	BY OUC
L-240	391+13	6'	279	40	BOS	BY OUC
L-241	392+48	6'	279	40	4' FROM BOS	BY OUC
L-242	393+83	6'	279	40	2.2' FROM BOS	BY OUC
L-243	395+18	6'	279	40	4' FROM BOS	BY OUC
L-244	396+53	6'	279	40	4' FROM BOS	BY OUC
L-245	397+77	6'	279	40	4' FROM BOS	BY OUC
L-246	399+07	6'	279	40	1.3' FROM BOS	BY OUC
L-247	400+27	6'	279	40	4' FROM BOS	BY OUC
L-248	401+50	6'	279	40	BOS	BY OUC
L-249	402+74	6'	279	40	BOS	BY OUC
L-250	403+87	6'	279	40	BOS	BY OUC

POLE DATA

POLE NO.	STATION	DIST. OR ARM	LUMINAIRE WATTAGE	MOUNTING HEIGHT	POLE SETBACK	PAY ITEM
L-251	404+98	6'	279	40	2.5' FROM BOS	BY OUC
L-252	406+08	6'	279	40	BOS	BY OUC
L-253	407+26	6'	279	40	1.7' FROM BOS	BY OUC
L-254	408+35	6'	279	40	4' FROM BOS	BY OUC
L-255	409+50	6'	279	40	4' FROM BOS	BY OUC
L-256	410+15	6'	279	40	4' FROM BOS	715-4-11
L-257	410+85	6'	279	40	4' FROM BOS	715-4-11
L-258	11+60	6'	170	40	SIGNAL UPRIGHT	715-5-31
L-259	411+67	6'	170	40	SIGNAL UPRIGHT	715-5-31
L-260	10+05	6'	170	40	SIGNAL UPRIGHT	715-5-31

<table border="1"> <thead> <tr> <th colspan="2">REVISIONS</th> </tr> <tr> <th>DATE</th> <th>DESCRIPTION</th> </tr> </thead> <tbody> <tr> <td> </td> <td> </td> </tr> </tbody> </table>				REVISIONS		DATE	DESCRIPTION			BAHMAN BEHZADI, P.E. P.E. LICENSE NUMBER 53636 DEWBERRY ENGINEERS 800 NORTH MAGNOLIA AVE., SUITE 1000 ORLANDO, FL 32803	OSCEOLA COUNTY TRANSPORTATION & TRANSIT			SHEET NO.  <b>L-12</b>
REVISIONS														
DATE	DESCRIPTION													
		ROAD NO.	COUNTY	PROJECT NO.										
		530	OSCEOLA	PS-20-11479-DG										

THE OFFICIAL RECORD OF THIS SHEET IS THE ELECTRONIC FILE DIGITALLY SIGNED AND SEALED UNDER RULE 61G15-23.004, F.A.C.



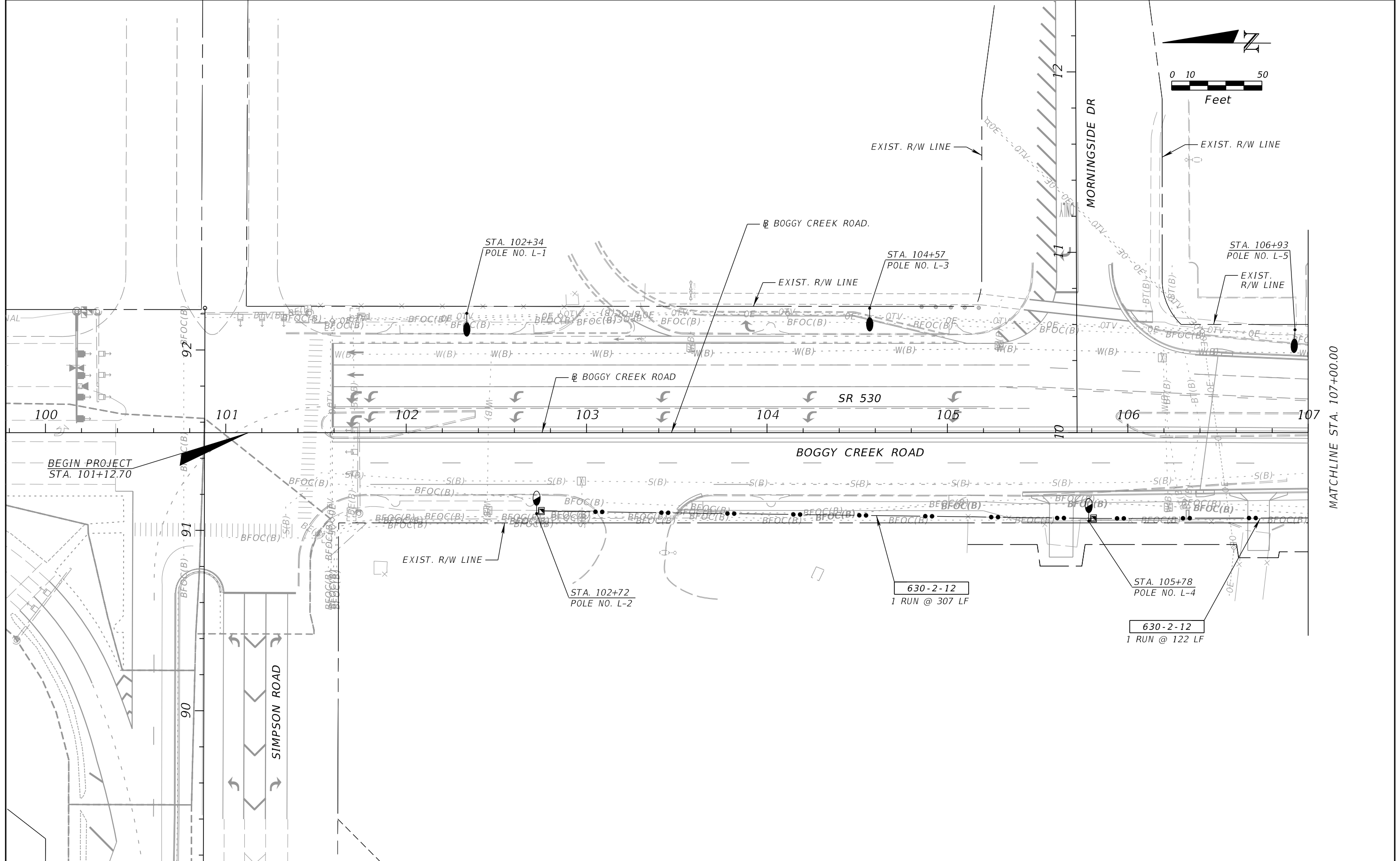
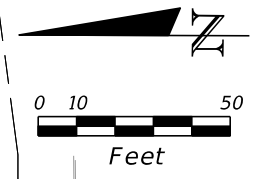
REVISIONS			
DATE	DESCRIPTION	DATE	DESCRIPTION

BAHMAN BEHZADI, P.E.  
P.E. LICENSE NUMBER 53636  
DEWBERRY ENGINEERS  
800 NORTH MAGNOLIA AVE., SUITE 1000  
ORLANDO, FL 32803

OSCEOLA COUNTY TRANSPORTATION & TRANSIT		
ROAD NO.	COUNTY	PROJECT NO.
530	OSCEOLA	PS-20-11479-DG

**PROJECT LAYOUT**

SHEET NO.  
**L-13**



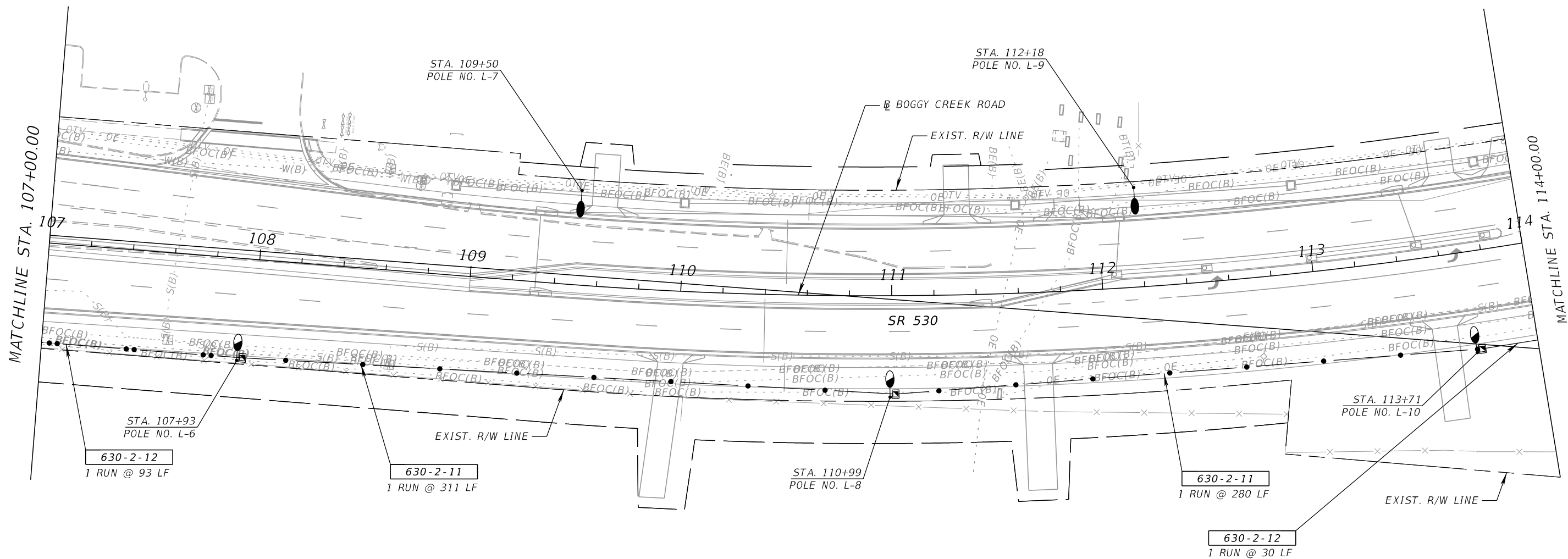
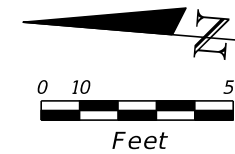
REVISIONS			
DATE	DESCRIPTION	DATE	DESCRIPTION

BAHMAN BEHZADI, P.E.  
 P.E. LICENSE NUMBER 53636  
 DEWBERRY ENGINEERS  
 800 NORTH MAGNOLIA AVE., SUITE 1000  
 ORLANDO, FL 32803

OSCEOLA COUNTY TRANSPORTATION & TRANSIT		
ROAD NO.	COUNTY	PROJECT NO.
530	OSCEOLA	PS-20-11479-DG

**LIGHTING PLAN**

SHEET NO.  
**L-14**



REVISIONS			
DATE	DESCRIPTION	DATE	DESCRIPTION

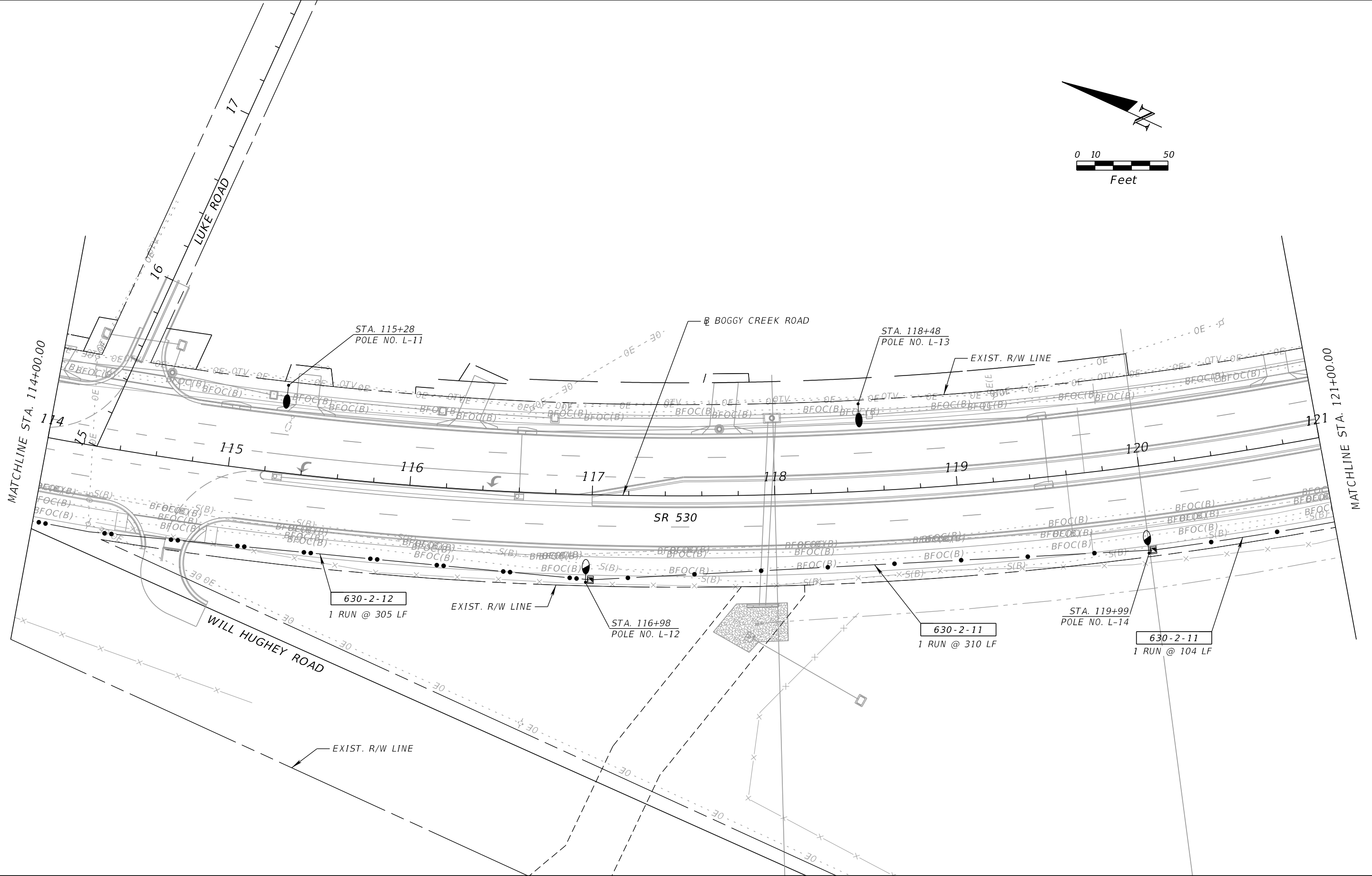
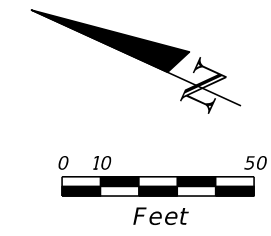
BAHMAN BEHZADI, P.E.  
 P.E. LICENSE NUMBER 53636  
 DEWBERRY ENGINEERS  
 800 NORTH MAGNOLIA AVE., SUITE 1000  
 ORLANDO, FL 32803

OSCEOLA COUNTY TRANSPORTATION & TRANSIT		
ROAD NO.	COUNTY	PROJECT NO.
530	OSCEOLA	PS-20-11479-DG

**LIGHTING PLAN**

SHEET NO.  
L - 15

THE OFFICIAL RECORD OF THIS SHEET IS THE ELECTRONIC FILE DIGITALLY SIGNED AND SEALED UNDER RULE 61G15-23.004, F.A.C.



REVISIONS			
DATE	DESCRIPTION	DATE	DESCRIPTION

BAHMAN BEHZADI, P.E.  
 P.E. LICENSE NUMBER 53636  
 DEWBERRY ENGINEERS  
 800 NORTH MAGNOLIA AVE., SUITE 1000  
 ORLANDO, FL 32803

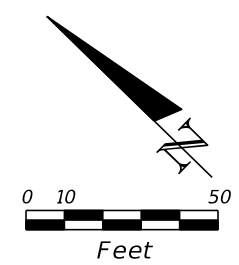
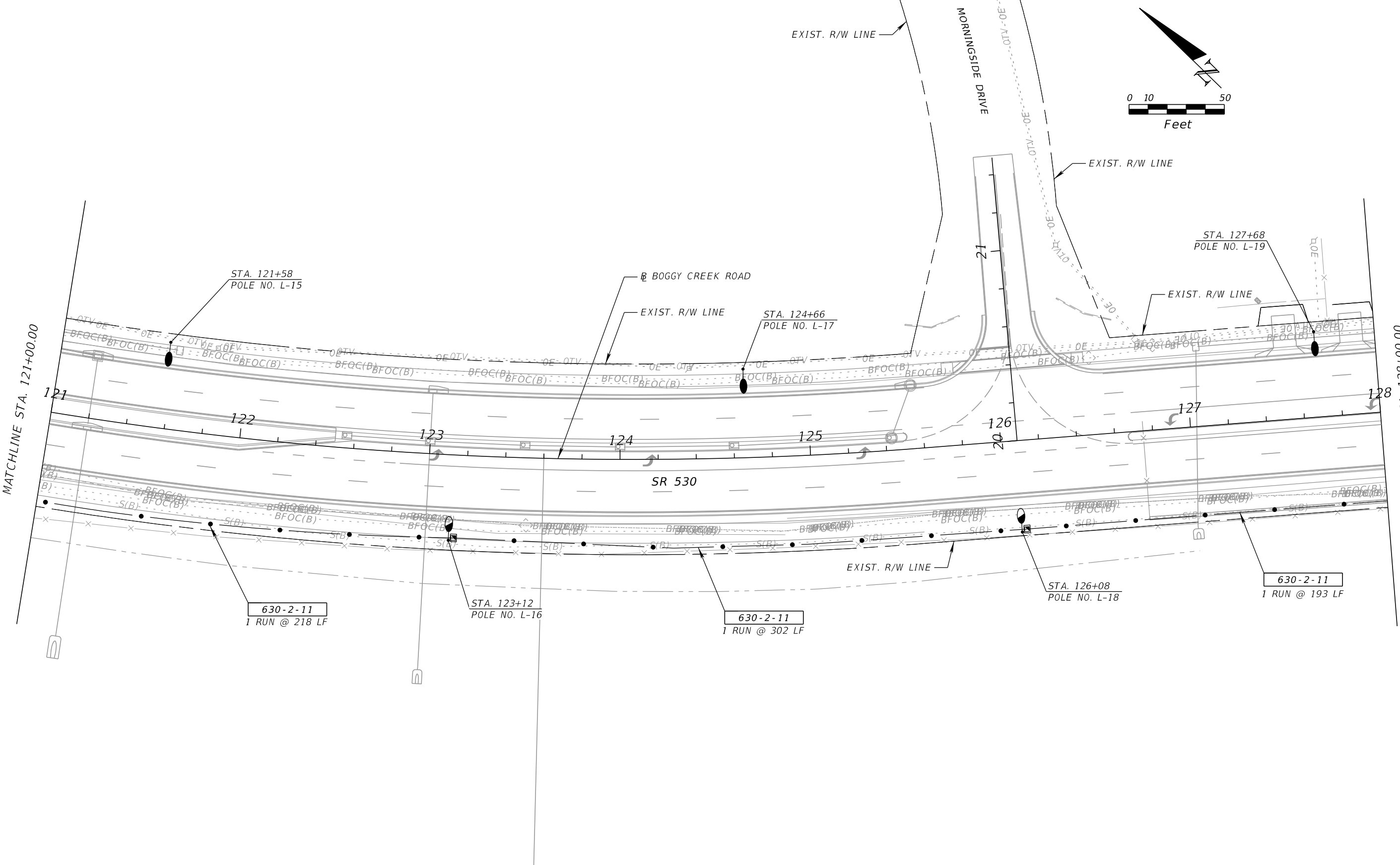
OSCEOLA COUNTY TRANSPORTATION & TRANSIT		
ROAD NO.	COUNTY	PROJECT NO.
530	OSCEOLA	PS-20-11479-DG

**LIGHTING PLAN**

SHEET NO.  
L-16

THE OFFICIAL RECORD OF THIS SHEET IS THE ELECTRONIC FILE DIGITALLY SIGNED AND SEALED UNDER RULE 61G15-23.004, F.A.C.





REVISIONS			
DATE	DESCRIPTION	DATE	DESCRIPTION

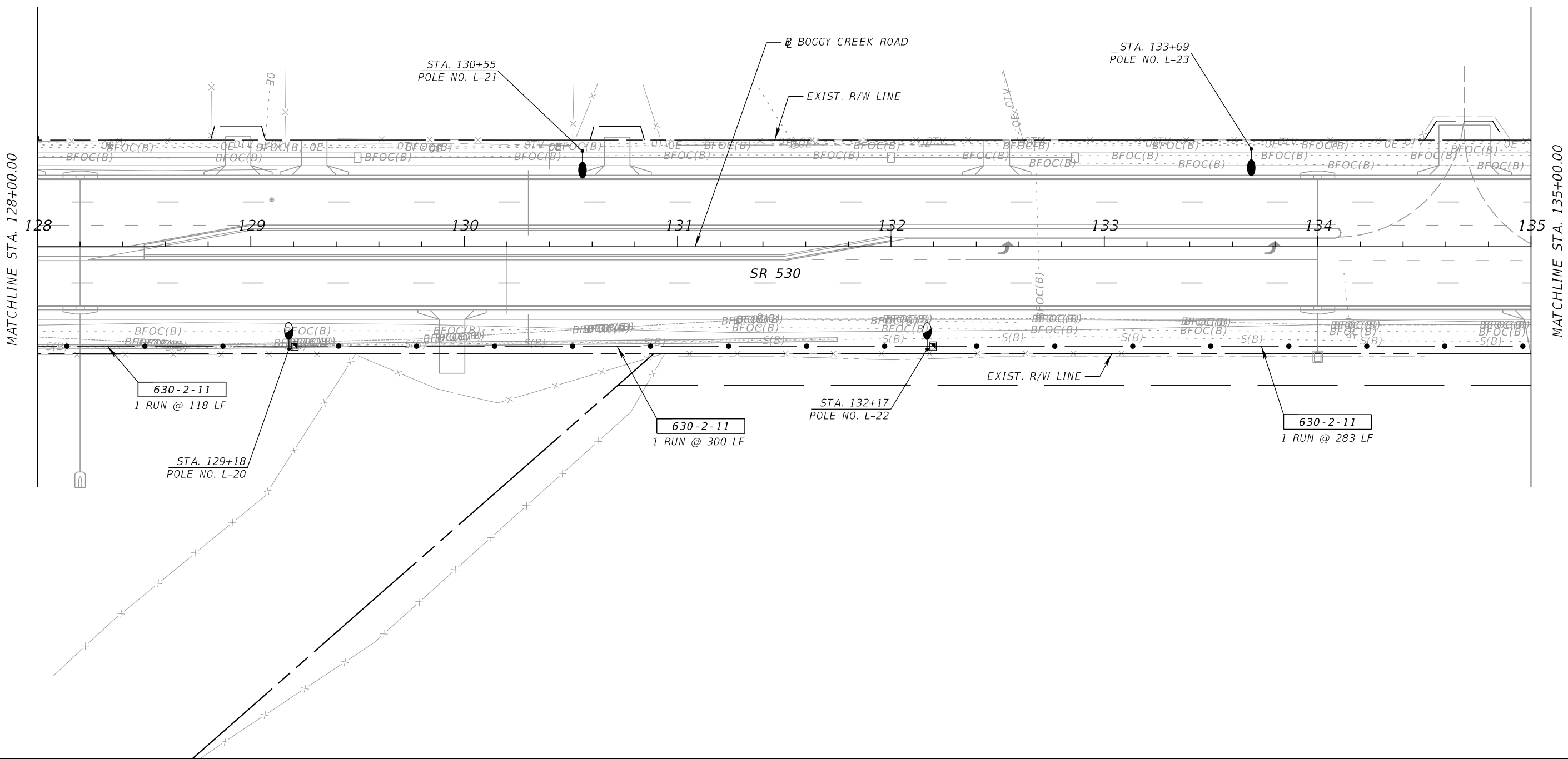
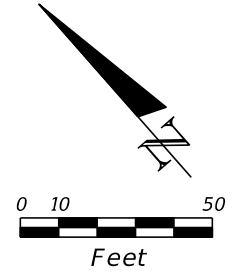
BAHMAN BEHZADI, P.E.  
 P.E. LICENSE NUMBER 53636  
 DEWBERRY ENGINEERS  
 800 NORTH MAGNOLIA AVE., SUITE 1000  
 ORLANDO, FL 32803

OSCEOLA COUNTY TRANSPORTATION & TRANSIT		
ROAD NO.	COUNTY	PROJECT NO.
530	OSCEOLA	PS-20-11479-DG

**LIGHTING PLAN**

SHEET NO.  
L - 17

THE OFFICIAL RECORD OF THIS SHEET IS THE ELECTRONIC FILE DIGITALLY SIGNED AND SEALED UNDER RULE 61G15-23.004, F.A.C.



REVISIONS			
DATE	DESCRIPTION	DATE	DESCRIPTION

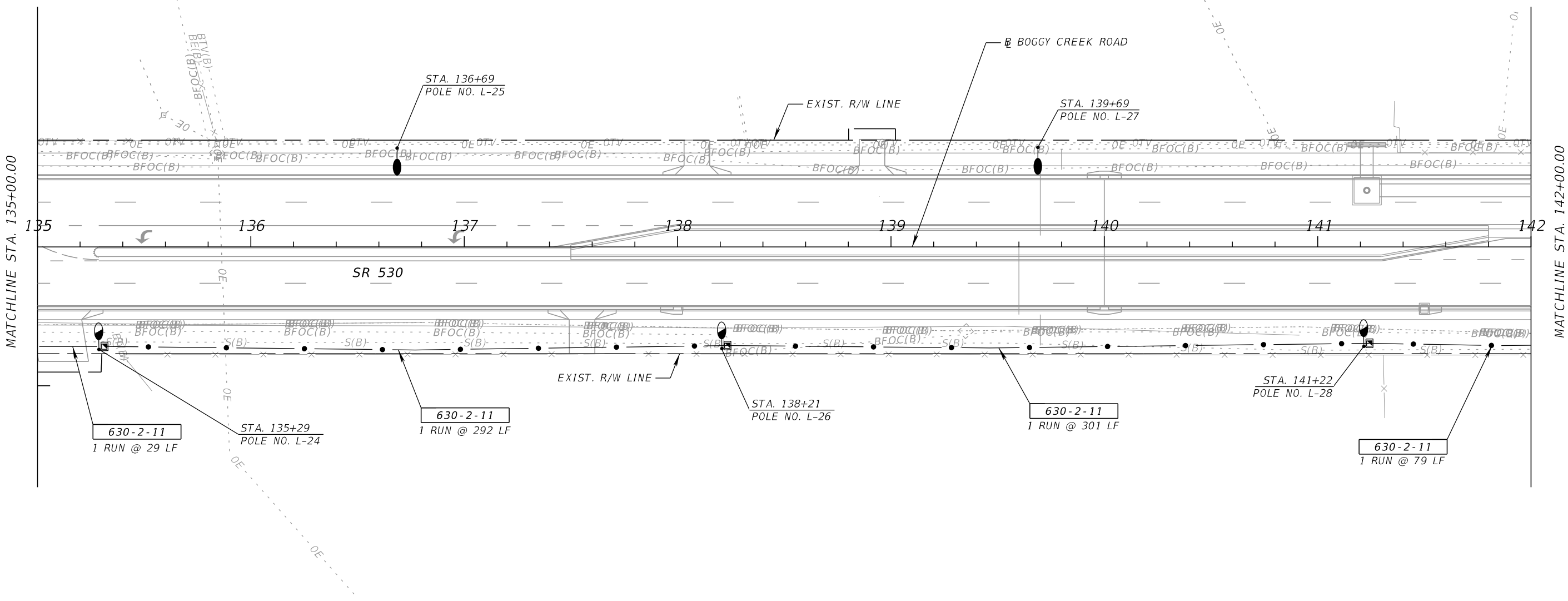
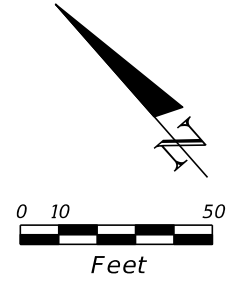
BAHMAN BEHZADI, P.E.  
 P.E. LICENSE NUMBER 53636  
 DEWBERRY ENGINEERS  
 800 NORTH MAGNOLIA AVE., SUITE 1000  
 ORLANDO, FL 32803

OSCEOLA COUNTY TRANSPORTATION & TRANSIT		
ROAD NO.	COUNTY	PROJECT NO.
530	OSCEOLA	PS-20-11479-DG

**LIGHTING PLAN**

SHEET NO.  
L-18

THE OFFICIAL RECORD OF THIS SHEET IS THE ELECTRONIC FILE DIGITALLY SIGNED AND SEALED UNDER RULE 61G15-23.004, F.A.C.



REVISIONS			
DATE	DESCRIPTION	DATE	DESCRIPTION

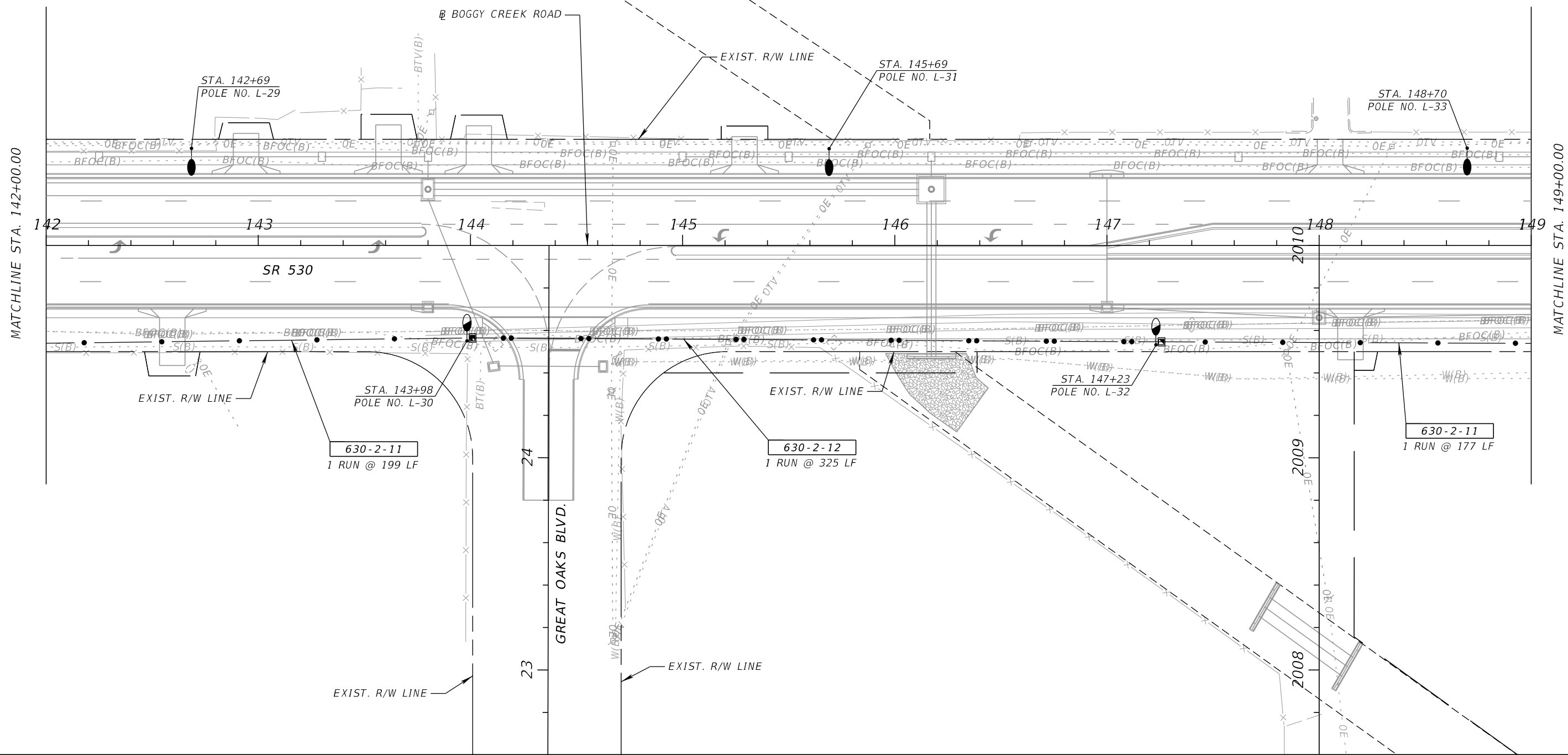
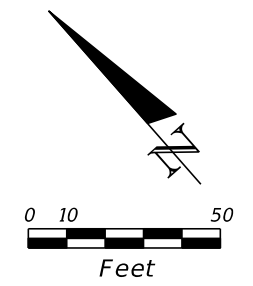
BAHMAN BEHZADI, P.E.  
 P.E. LICENSE NUMBER 53636  
 DEWBERRY ENGINEERS  
 800 NORTH MAGNOLIA AVE., SUITE 1000  
 ORLANDO, FL 32803

OSCEOLA COUNTY TRANSPORTATION & TRANSIT		
ROAD NO.	COUNTY	PROJECT NO.
530	OSCEOLA	PS-20-11479-DG

**LIGHTING PLAN**

SHEET NO.  
L - 19

THE OFFICIAL RECORD OF THIS SHEET IS THE ELECTRONIC FILE DIGITALLY SIGNED AND SEALED UNDER RULE 61G15-23.004, F.A.C.



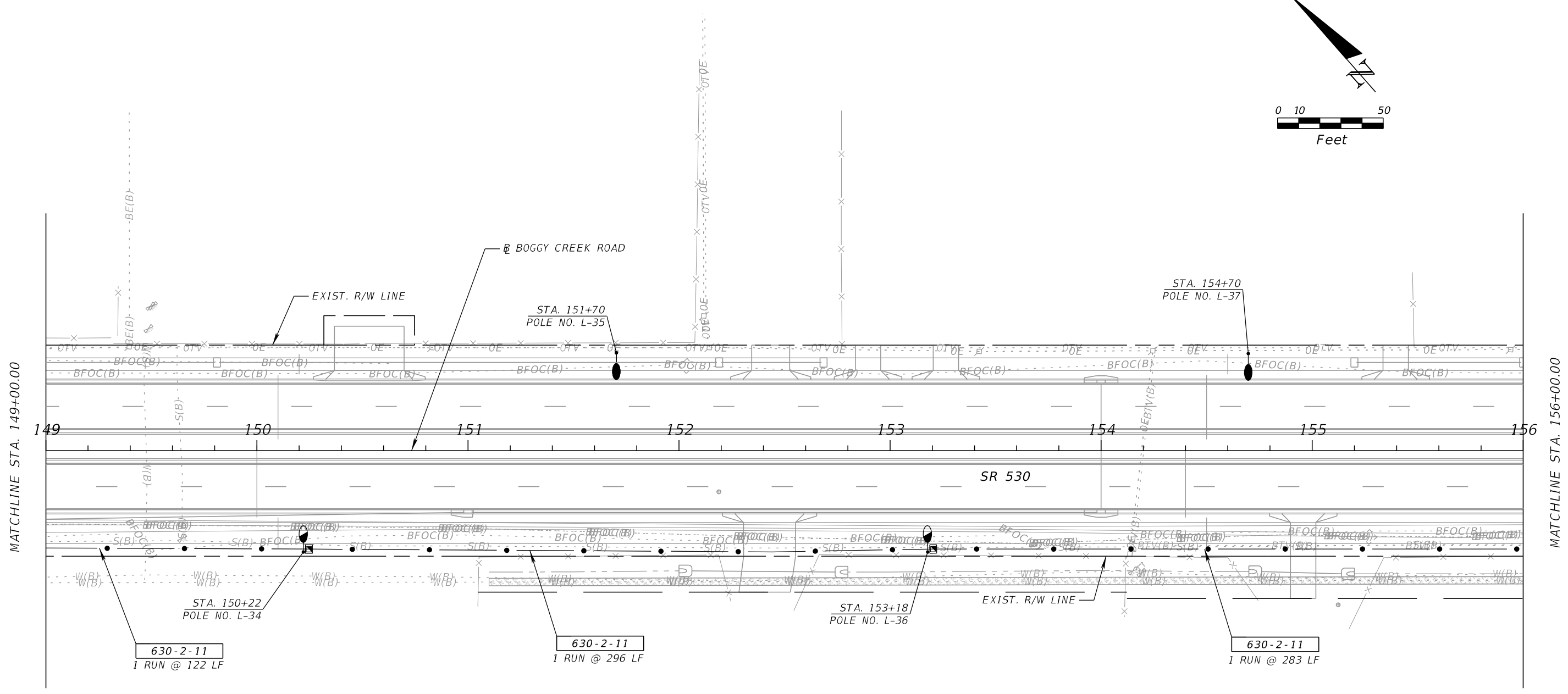
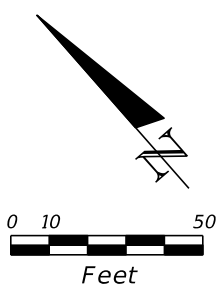
REVISIONS			
DATE	DESCRIPTION	DATE	DESCRIPTION

BAHMAN BEHZADI, P.E.  
 P.E. LICENSE NUMBER 53636  
 DEWBERRY ENGINEERS  
 800 NORTH MAGNOLIA AVE., SUITE 1000  
 ORLANDO, FL 32803

OSCEOLA COUNTY TRANSPORTATION & TRANSIT		
ROAD NO.	COUNTY	PROJECT NO.
530	OSCEOLA	PS-20-11479-DG

**LIGHTING PLAN**

SHEET NO.  
L - 20



MATCHLINE STA. 149+00.00

MATCHLINE STA. 156+00.00

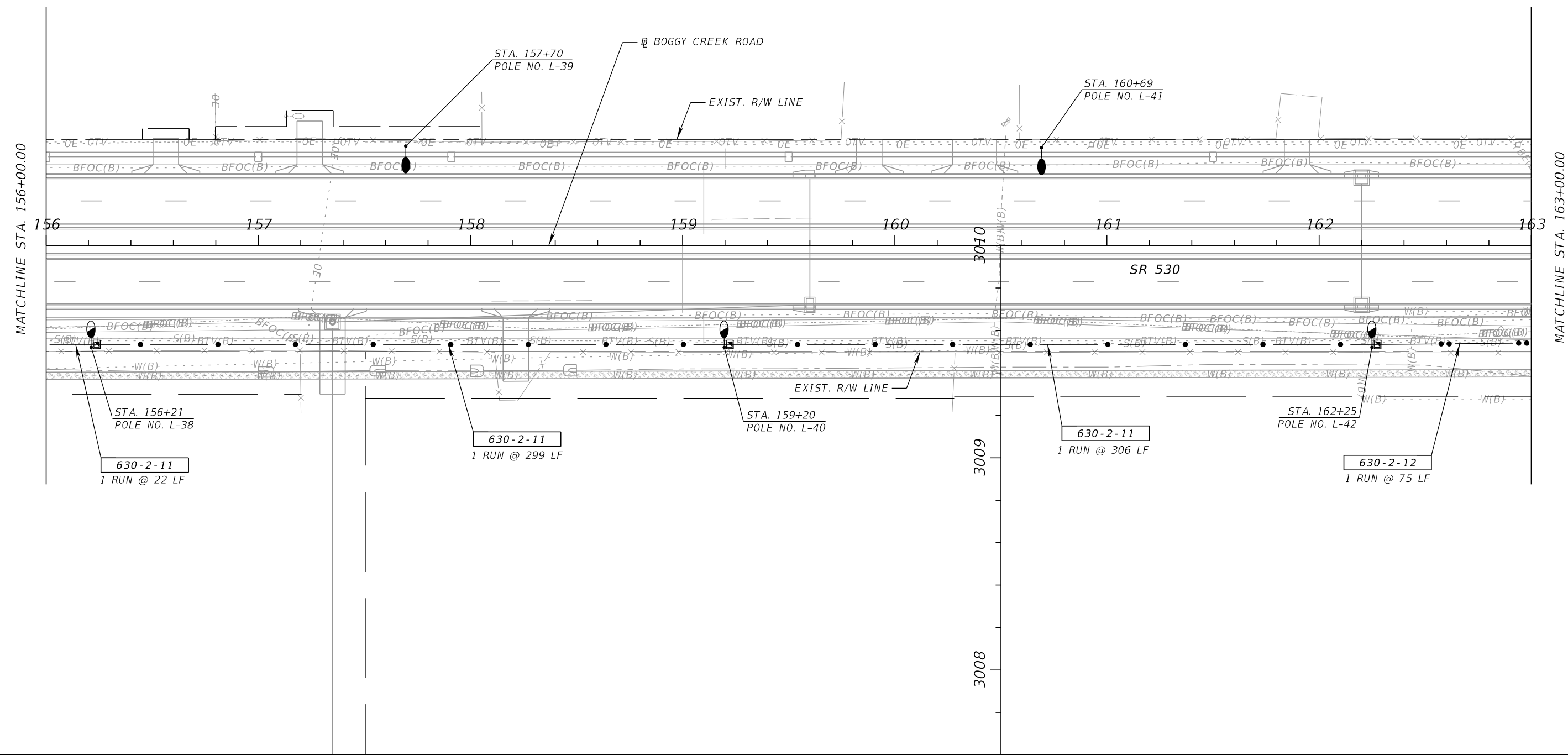
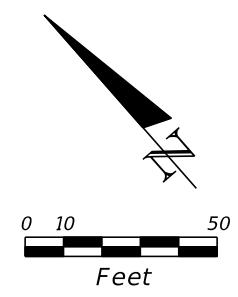
630-2-11  
1 RUN @ 122 LF

630-2-11  
1 RUN @ 296 LF

630-2-11  
1 RUN @ 283 LF

REVISIONS				BAHMAN BEHZADI, P.E. P.E. LICENSE NUMBER 53636 DEWBERRY ENGINEERS 800 NORTH MAGNOLIA AVE., SUITE 1000 ORLANDO, FL 32803	OSCEOLA COUNTY TRANSPORTATION & TRANSIT			<b>LIGHTING PLAN</b>	SHEET NO.  L - 21
DATE	DESCRIPTION	DATE	DESCRIPTION		ROAD NO.	COUNTY	PROJECT NO.		
					530	OSCEOLA	PS-20-11479-DG		

THE OFFICIAL RECORD OF THIS SHEET IS THE ELECTRONIC FILE DIGITALLY SIGNED AND SEALED UNDER RULE 61G15-23.004, F.A.C.



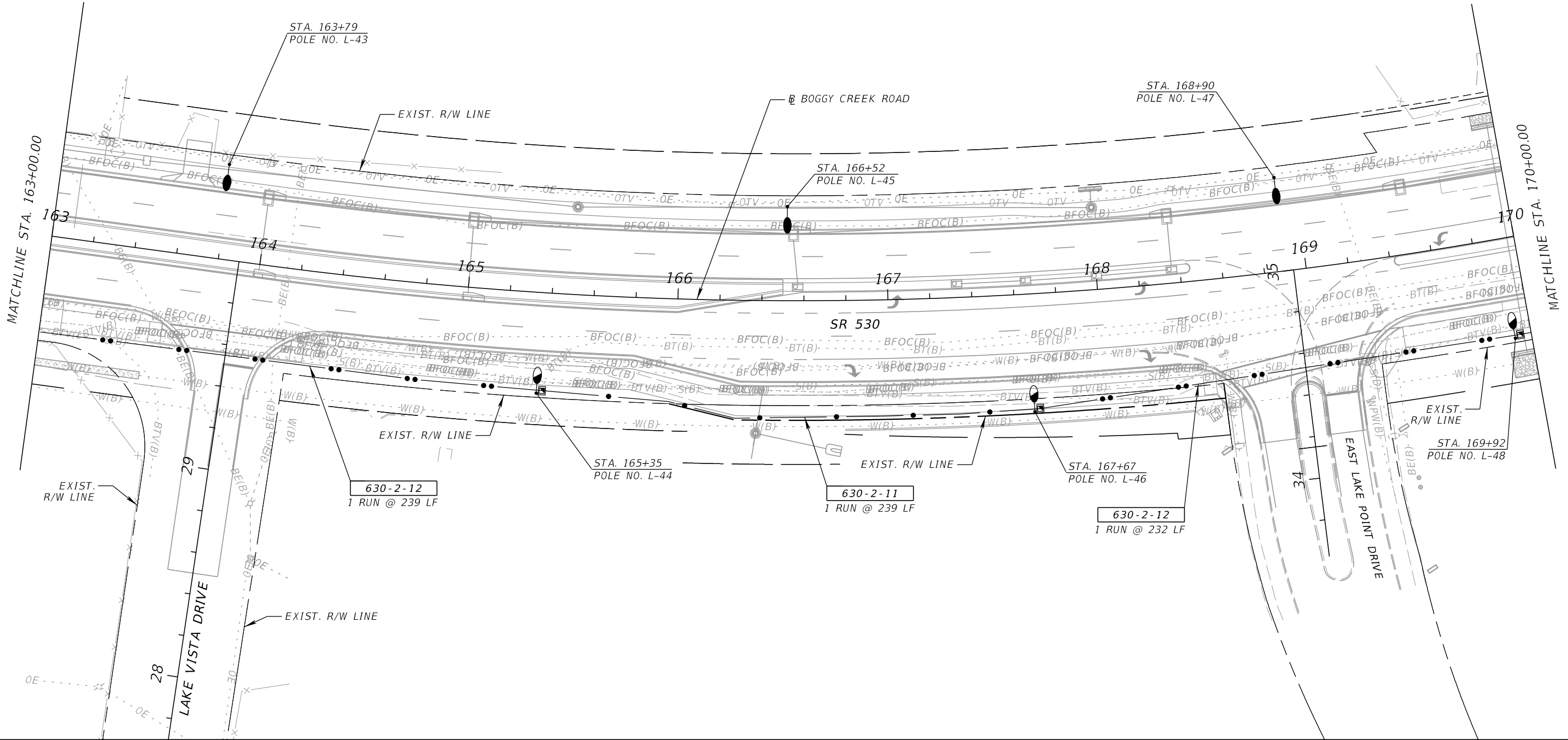
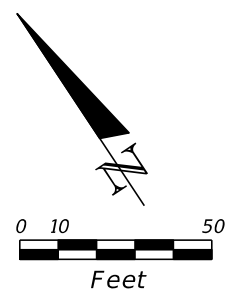
REVISIONS			
DATE	DESCRIPTION	DATE	DESCRIPTION

BAHMAN BEHZADI, P.E.  
 P.E. LICENSE NUMBER 53636  
 DEWBERRY ENGINEERS  
 800 NORTH MAGNOLIA AVE., SUITE 1000  
 ORLANDO, FL 32803

OSCEOLA COUNTY TRANSPORTATION & TRANSIT		
ROAD NO.	COUNTY	PROJECT NO.
530	OSCEOLA	PS-20-11479-DG

**LIGHTING PLAN**

SHEET NO.  
L - 22



REVISIONS	
DATE	DESCRIPTION

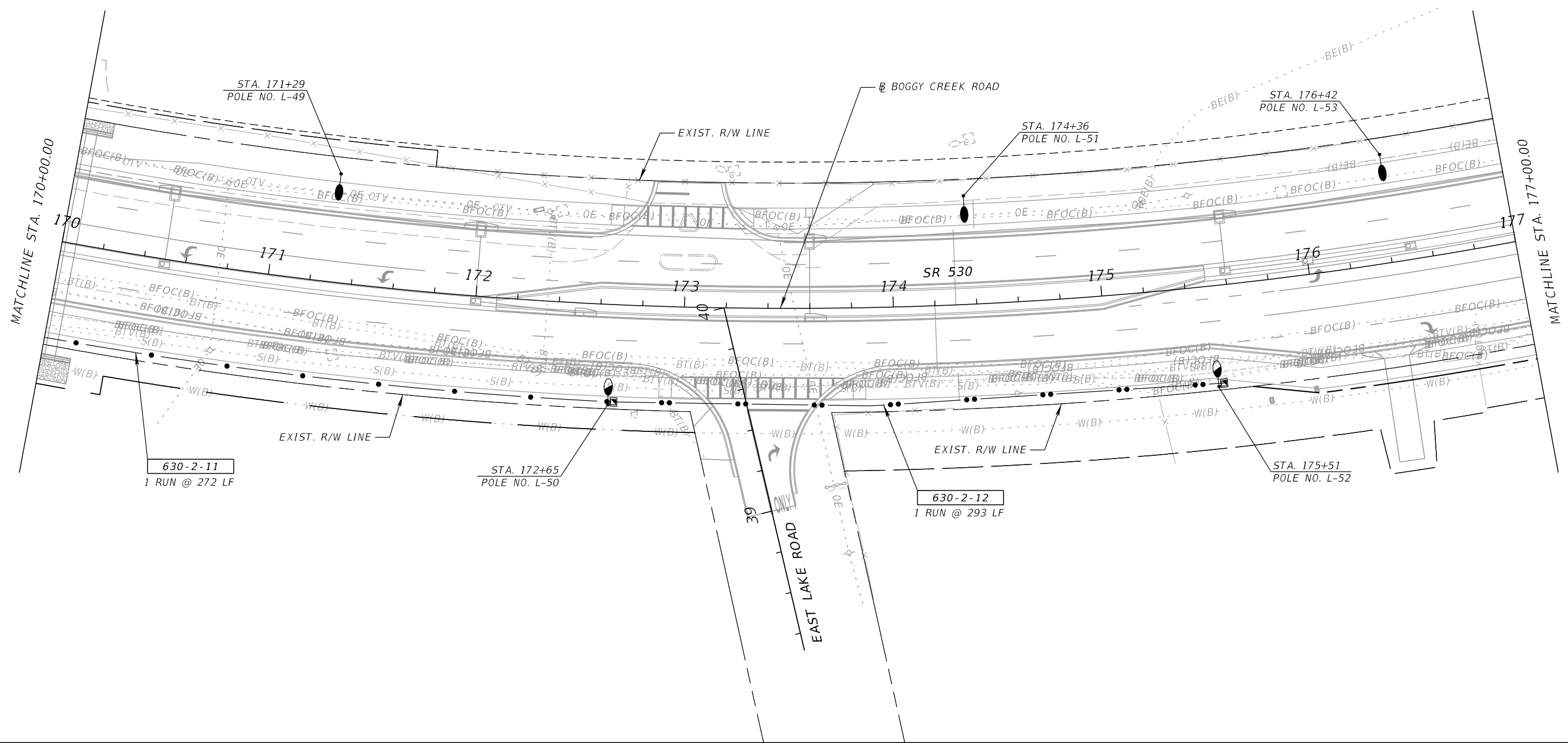
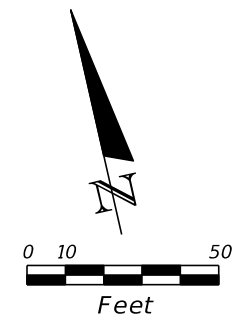
BAHMAN BEHZADI, P.E.  
 P.E. LICENSE NUMBER 53636  
 DEWBERRY ENGINEERS  
 800 NORTH MAGNOLIA AVE., SUITE 1000  
 ORLANDO, FL 32803

OSCEOLA COUNTY TRANSPORTATION & TRANSIT		
ROAD NO.	COUNTY	PROJECT NO.
530	OSCEOLA	PS-20-11479-DG

**LIGHTING PLAN**

SHEET NO.  
L-23

THE OFFICIAL RECORD OF THIS SHEET IS THE ELECTRONIC FILE DIGITALLY SIGNED AND SEALED UNDER RULE 61G15-23.004, F.A.C.



REVISIONS			
DATE	DESCRIPTION	DATE	DESCRIPTION

BAHMAN BEHZADI, P.E.  
 P.E. LICENSE NUMBER 53636  
 DEWBERRY ENGINEERS  
 800 NORTH MAGNOLIA AVE., SUITE 1000  
 ORLANDO, FL 32803

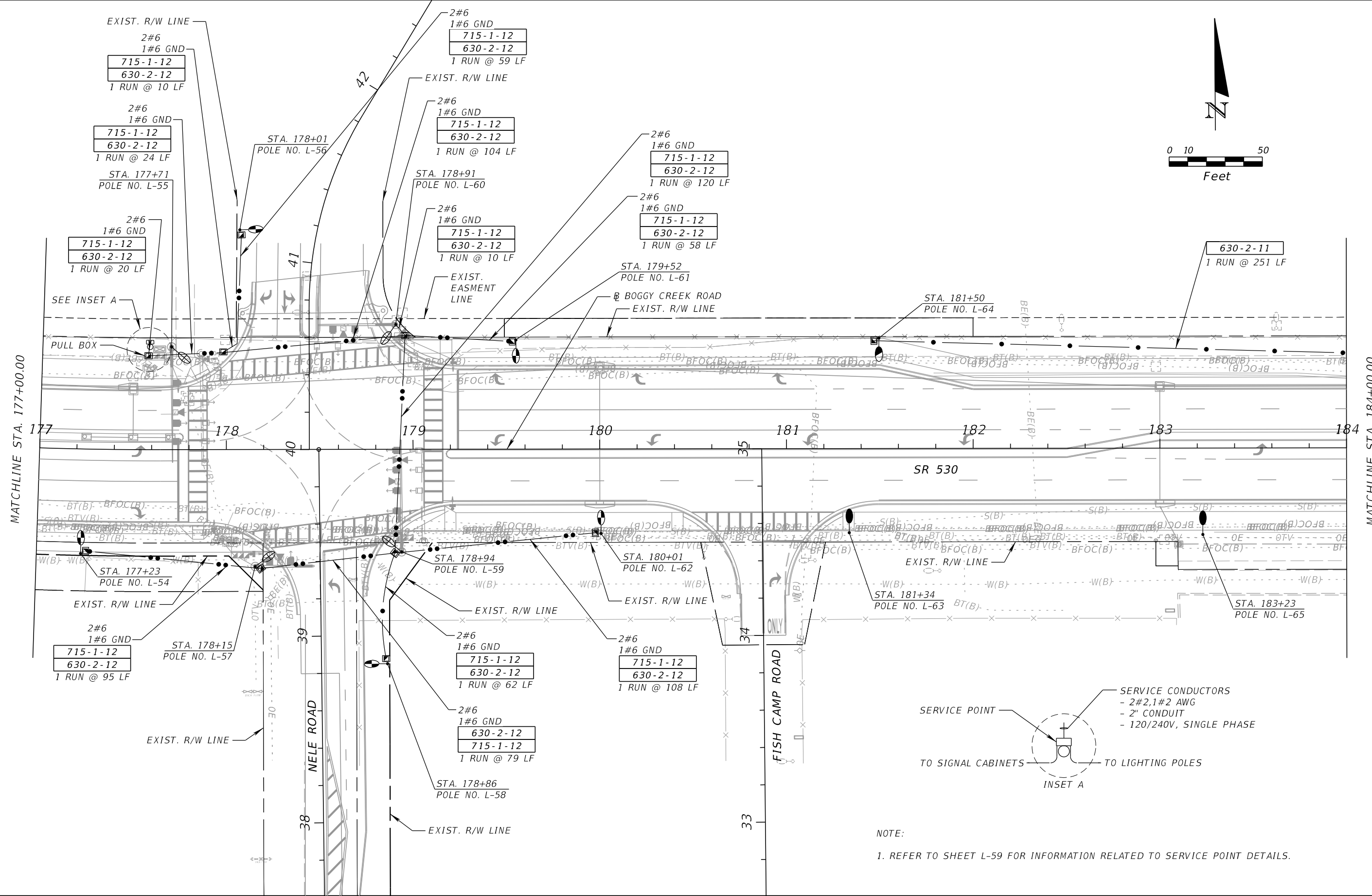
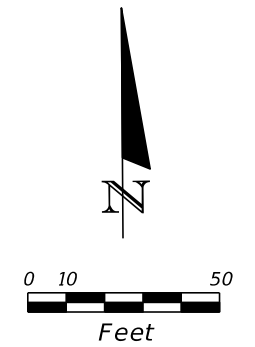
OSCEOLA COUNTY TRANSPORTATION & TRANSIT		
ROAD NO.	COUNTY	PROJECT NO.
530	OSCEOLA	PS-20-11479-DG

**LIGHTING PLAN**

SHEET NO.  
L - 24

THE OFFICIAL RECORD OF THIS SHEET IS THE ELECTRONIC FILE DIGITALLY SIGNED AND SEALED UNDER RULE 61G15-23.004, F.A.C.





NOTE:  
1. REFER TO SHEET L-59 FOR INFORMATION RELATED TO SERVICE POINT DETAILS.

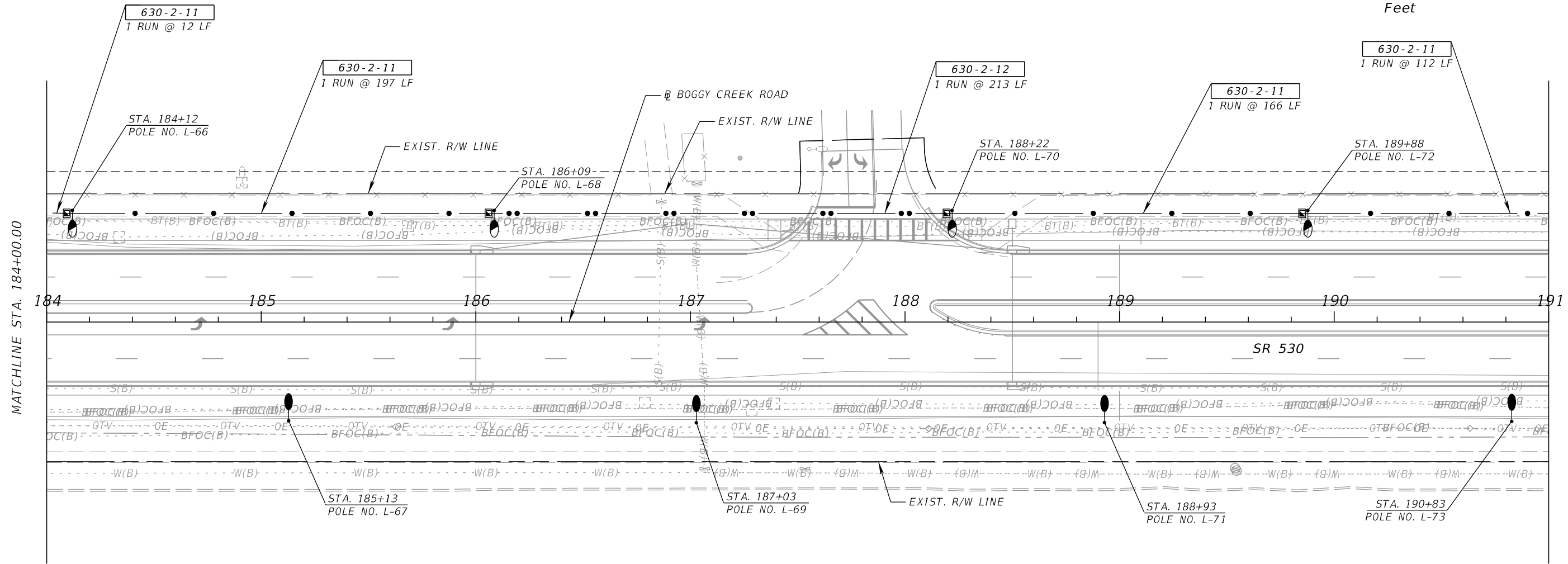
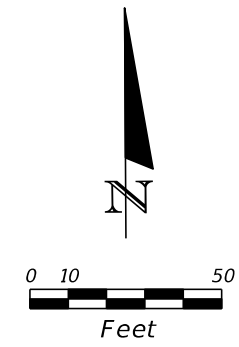
REVISIONS			
DATE	DESCRIPTION	DATE	DESCRIPTION

BAHMAN BEHZADI, P.E.  
P.E. LICENSE NUMBER 53636  
DEWBERRY ENGINEERS  
800 NORTH MAGNOLIA AVE., SUITE 1000  
ORLANDO, FL 32803

OSCEOLA COUNTY TRANSPORTATION & TRANSIT		
ROAD NO.	COUNTY	PROJECT NO.
530	OSCEOLA	PS-20-11479-DG

**LIGHTING PLAN**

SHEET NO.  
**L - 25**

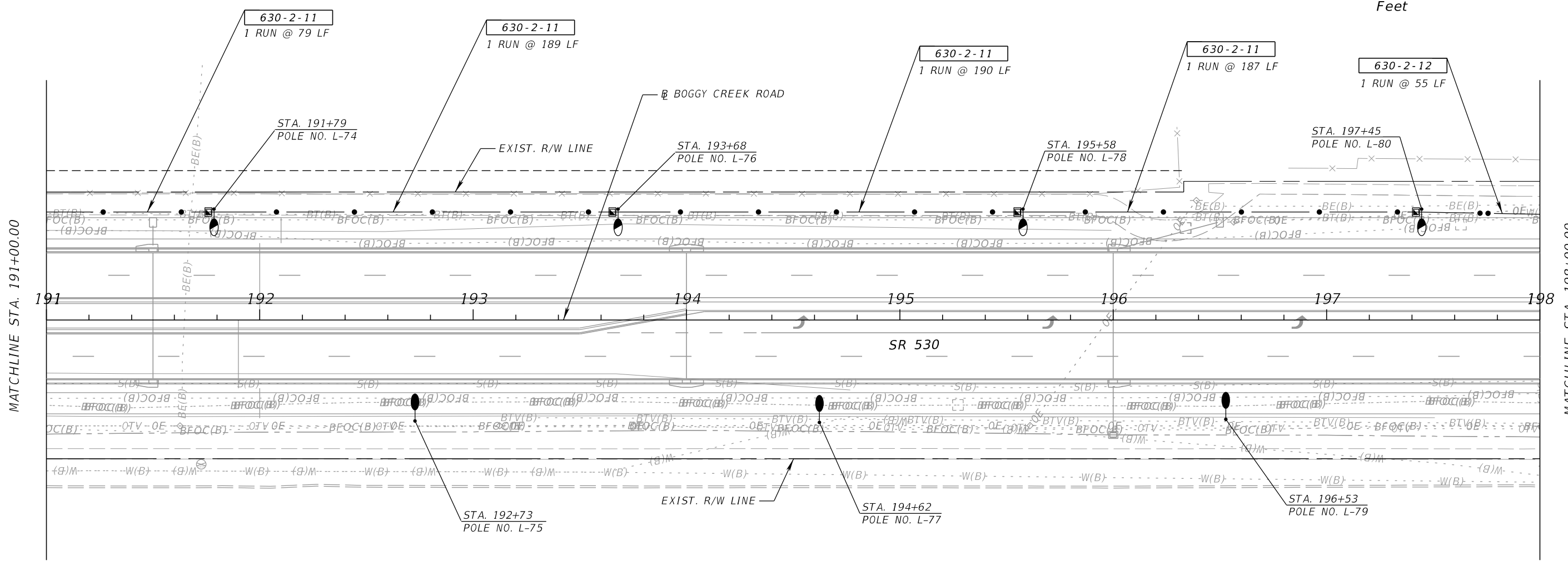
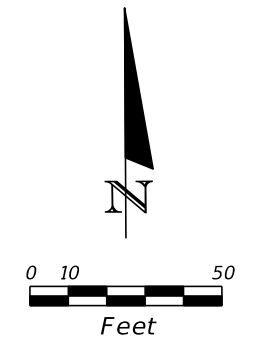


MATCHLINE STA. 184+00.00

MATCHLINE STA. 191+00.00

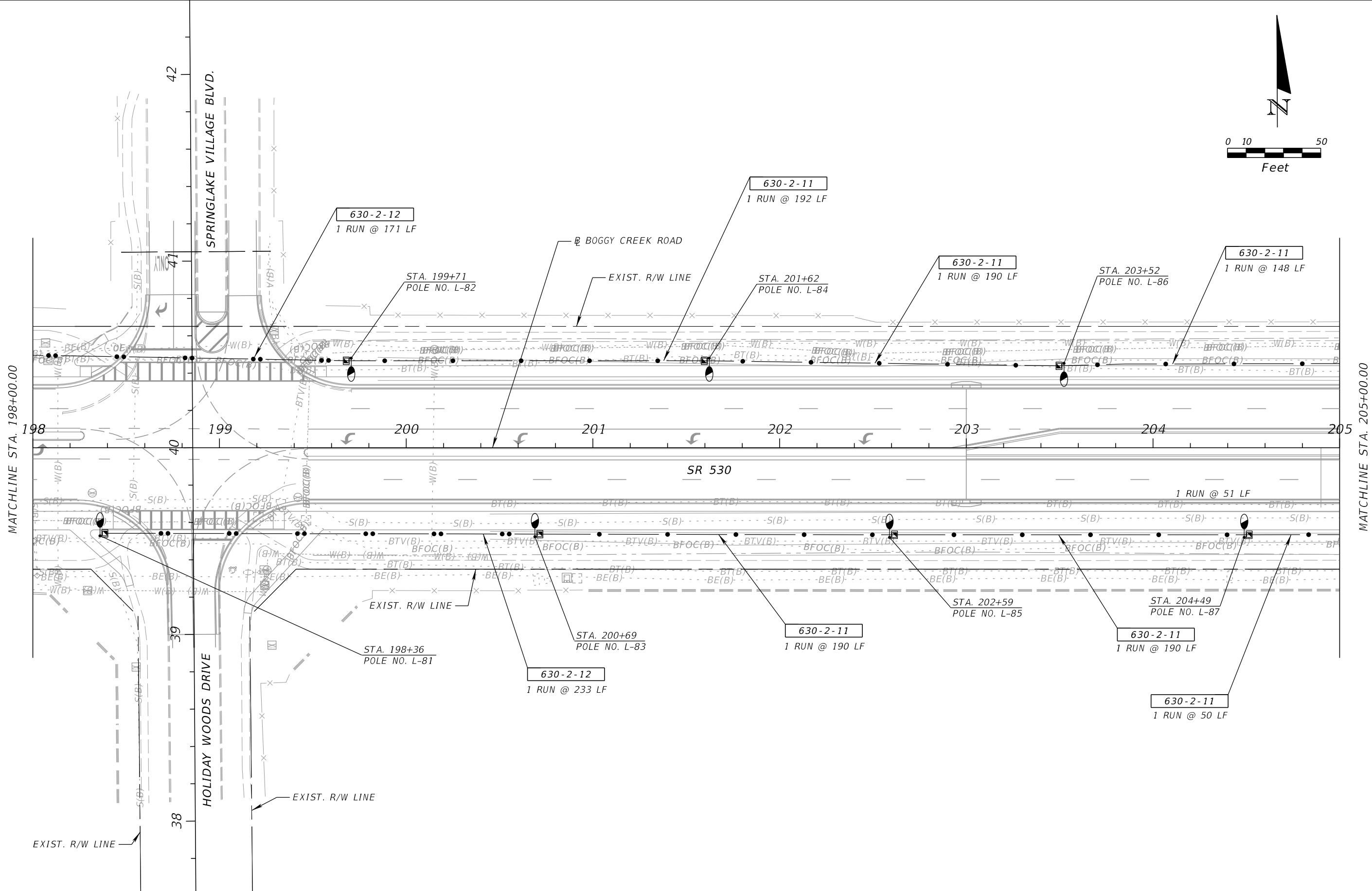
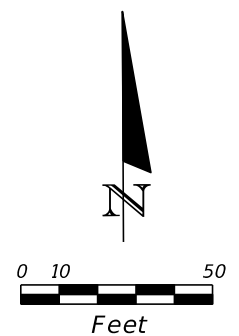
REVISIONS				BAHMAN BEHZADI, P.E. P.E. LICENSE NUMBER 53636 DEWBERRY ENGINEERS 800 NORTH MAGNOLIA AVE., SUITE 1000 ORLANDO, FL 32803	OSCEOLA COUNTY TRANSPORTATION & TRANSIT			<b>LIGHTING PLAN</b>	SHEET NO.  L - 26
DATE	DESCRIPTION	DATE	DESCRIPTION		ROAD NO.	COUNTY	PROJECT NO.		
					530	OSCEOLA	PS-20-11479-DG		

THE OFFICIAL RECORD OF THIS SHEET IS THE ELECTRONIC FILE DIGITALLY SIGNED AND SEALED UNDER RULE 61G15-23.004, F.A.C.



REVISIONS				BAHMAN BEHZADI, P.E. P.E. LICENSE NUMBER 53636 DEWBERRY ENGINEERS 800 NORTH MAGNOLIA AVE., SUITE 1000 ORLANDO, FL 32803	OSCEOLA COUNTY TRANSPORTATION & TRANSIT			<b>LIGHTING PLAN</b>	SHEET NO.  L - 27
DATE	DESCRIPTION	DATE	DESCRIPTION		ROAD NO.	COUNTY	PROJECT NO.		
				530	OSCEOLA	PS-20-11479-DG			

THE OFFICIAL RECORD OF THIS SHEET IS THE ELECTRONIC FILE DIGITALLY SIGNED AND SEALED UNDER RULE 61G15-23.004, F.A.C.



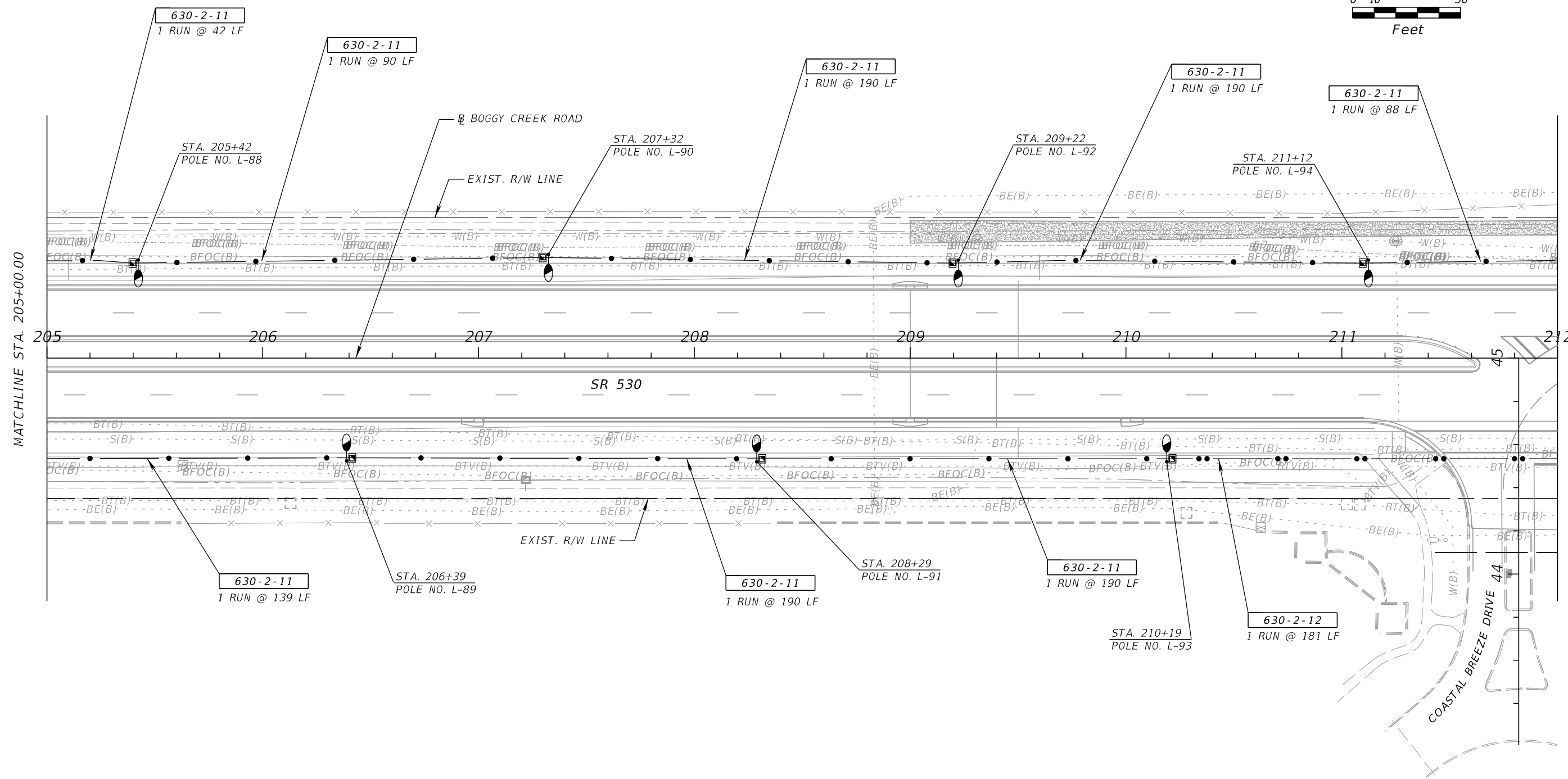
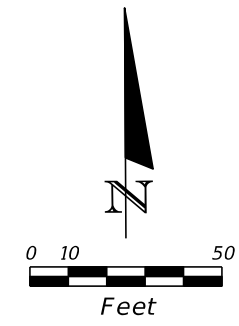
REVISIONS			
DATE	DESCRIPTION	DATE	DESCRIPTION

BAHMAN BEHZADI, P.E.  
 P.E. LICENSE NUMBER 53636  
 DEWBERRY ENGINEERS  
 800 NORTH MAGNOLIA AVE., SUITE 1000  
 ORLANDO, FL 32803

OSCEOLA COUNTY TRANSPORTATION & TRANSIT		
ROAD NO.	COUNTY	PROJECT NO.
530	OSCEOLA	PS-20-11479-DG

**LIGHTING PLAN**

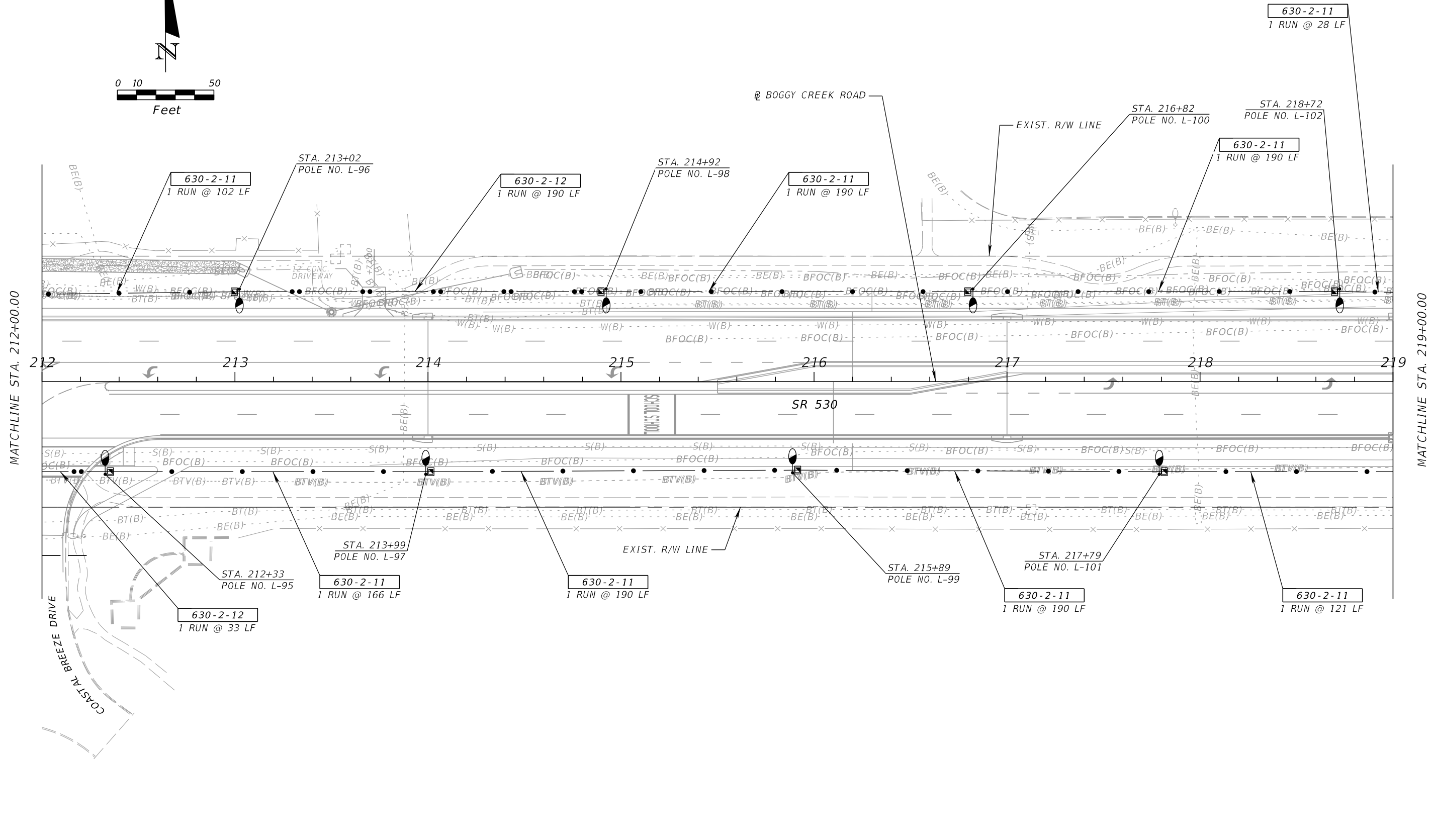
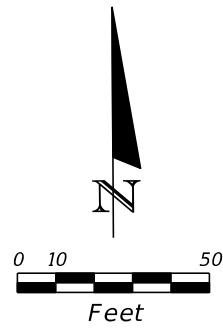
SHEET NO.  
L - 28



MATCHLINE STA. 205+00.00

MATCHLINE STA. 212+00.00

REVISIONS				BAHMAN BEHZADI, P.E. P.E. LICENSE NUMBER 53636 DEWBERRY ENGINEERS 800 NORTH MAGNOLIA AVE., SUITE 1000 ORLANDO, FL 32803	OSCEOLA COUNTY TRANSPORTATION & TRANSIT			<b>LIGHTING PLAN</b>	SHEET NO.  L - 29
DATE	DESCRIPTION	DATE	DESCRIPTION		ROAD NO.	COUNTY	PROJECT NO.		
					530	OSCEOLA	PS-20-11479-DG		



MATCHLINE STA. 212+00.00

MATCHLINE STA. 219+00.00

REVISIONS			
DATE	DESCRIPTION	DATE	DESCRIPTION

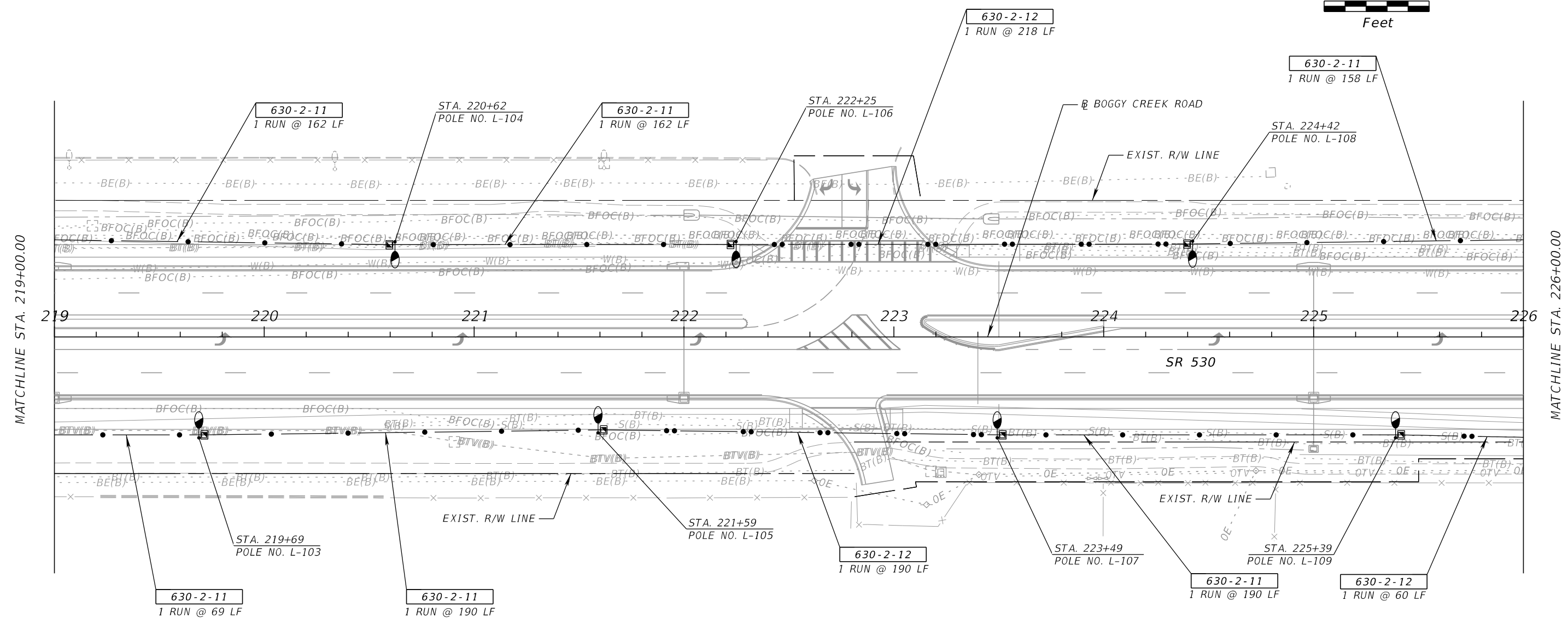
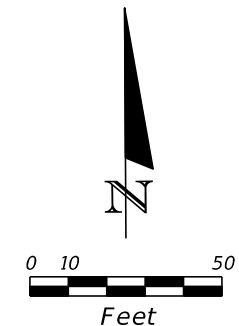
BAHMAN BEHZADI, P.E.  
 P.E. LICENSE NUMBER 53636  
 DEWBERRY ENGINEERS  
 800 NORTH MAGNOLIA AVE., SUITE 1000  
 ORLANDO, FL 32803

OSCEOLA COUNTY TRANSPORTATION & TRANSIT		
ROAD NO.	COUNTY	PROJECT NO.
530	OSCEOLA	PS-20-11479-DG

*LIGHTING PLAN*

SHEET  
NO.  
  
L - 30

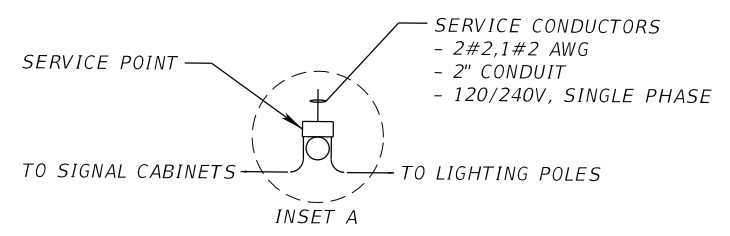
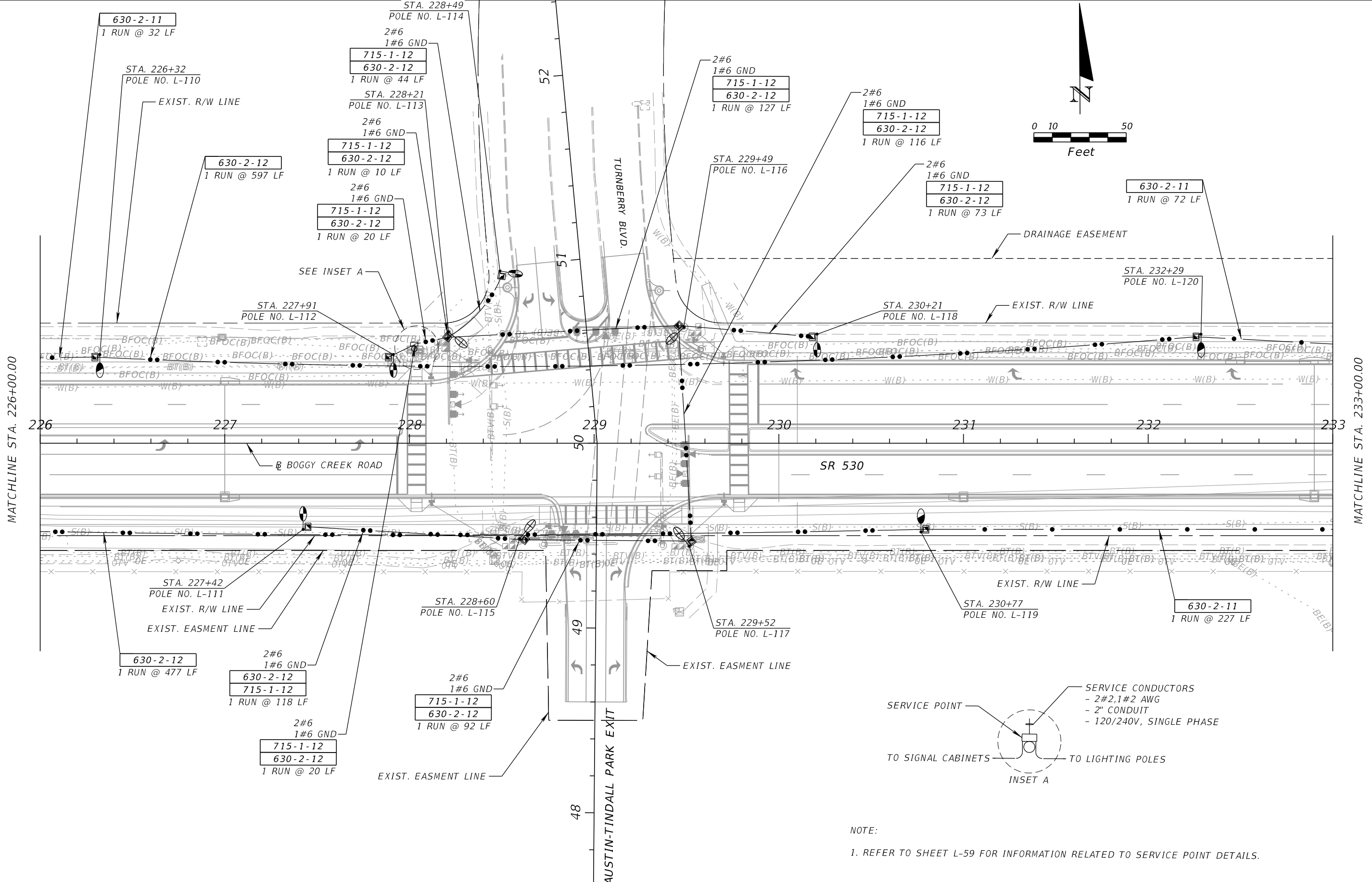
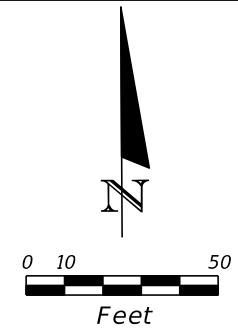
THE OFFICIAL RECORD OF THIS SHEET IS THE ELECTRONIC FILE DIGITALLY SIGNED AND SEALED UNDER RULE 61G15-23.004, F.A.C.



MATCHLINE STA. 219+00.00

MATCHLINE STA. 226+00.00

REVISIONS				BAHMAN BEHZADI, P.E. P.E. LICENSE NUMBER 53636 DEWBERRY ENGINEERS 800 NORTH MAGNOLIA AVE., SUITE 1000 ORLANDO, FL 32803	OSCEOLA COUNTY TRANSPORTATION & TRANSIT			<b>LIGHTING PLAN</b>	SHEET NO.  L - 31
DATE	DESCRIPTION	DATE	DESCRIPTION		ROAD NO.	COUNTY	PROJECT NO.		
				530	OSCEOLA	PS-20-11479-DG			



NOTE:  
1. REFER TO SHEET L-59 FOR INFORMATION RELATED TO SERVICE POINT DETAILS.

REVISIONS			
DATE	DESCRIPTION	DATE	DESCRIPTION

BAHMAN BEHZADI, P.E.  
P.E. LICENSE NUMBER 53636  
DEWBERRY ENGINEERS  
800 NORTH MAGNOLIA AVE., SUITE 1000  
ORLANDO, FL 32803

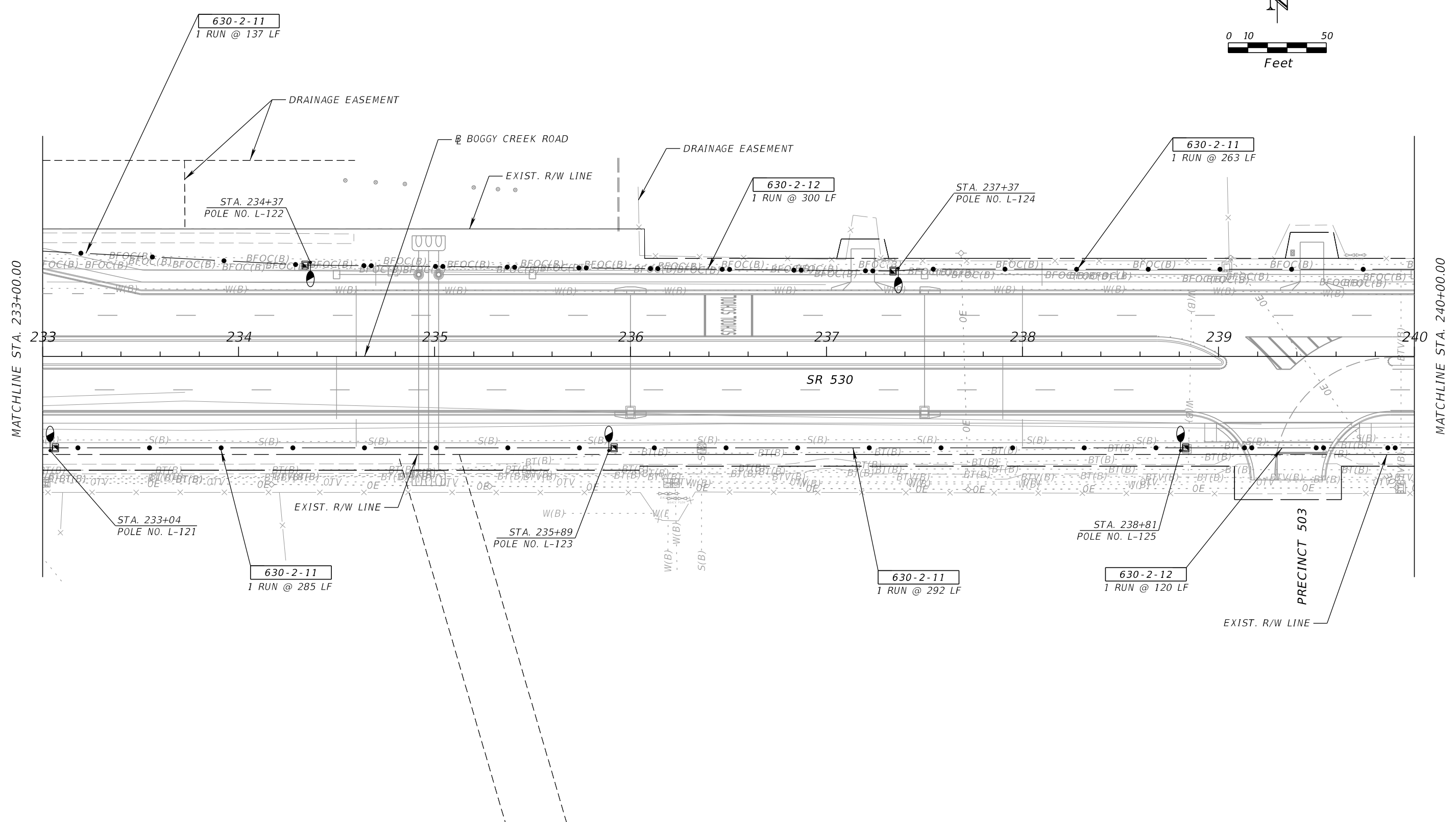
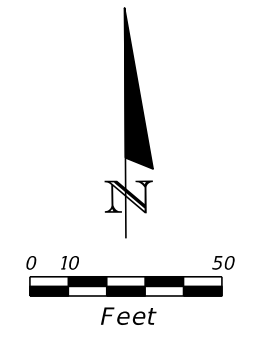
OSCEOLA COUNTY TRANSPORTATION & TRANSIT		
ROAD NO.	COUNTY	PROJECT NO.
530	OSCEOLA	PS-20-11479-DG

**LIGHTING PLAN**

SHEET NO.  
**L-32**

THE OFFICIAL RECORD OF THIS SHEET IS THE ELECTRONIC FILE DIGITALLY SIGNED AND SEALED UNDER RULE 61G15-23.004, F.A.C.





REVISIONS			
DATE	DESCRIPTION	DATE	DESCRIPTION

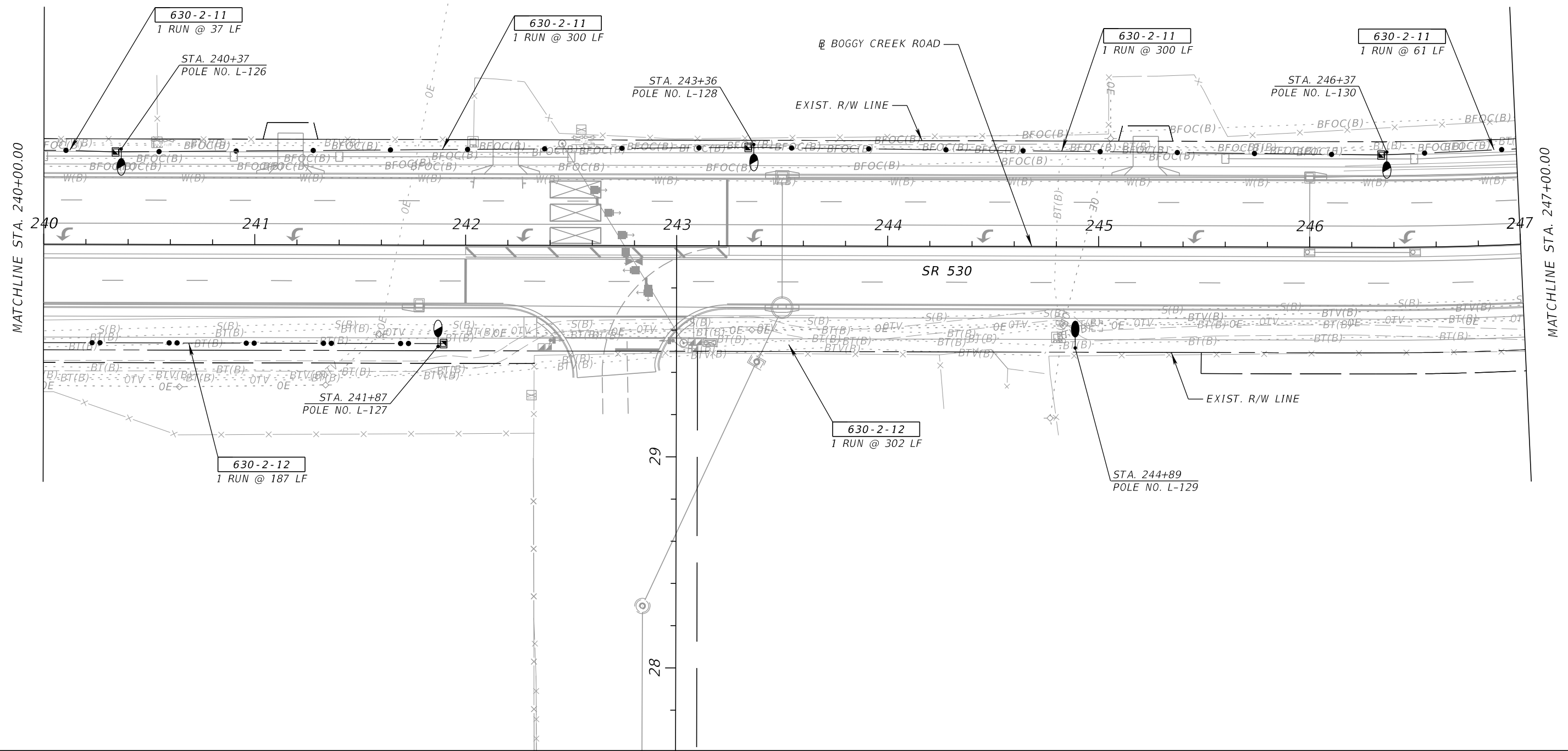
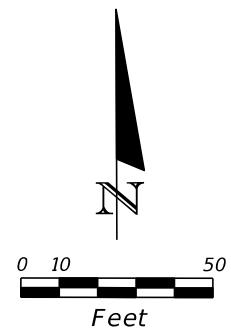
BAHMAN BEHZADI, P.E.  
 P.E. LICENSE NUMBER 53636  
 DEWBERRY ENGINEERS  
 800 NORTH MAGNOLIA AVE., SUITE 1000  
 ORLANDO, FL 32803

OSCEOLA COUNTY TRANSPORTATION & TRANSIT		
ROAD NO.	COUNTY	PROJECT NO.
530	OSCEOLA	PS-20-11479-DG

**LIGHTING PLAN**

SHEET NO.  
L-33

THE OFFICIAL RECORD OF THIS SHEET IS THE ELECTRONIC FILE DIGITALLY SIGNED AND SEALED UNDER RULE 61G15-23.004, F.A.C.



MATCHLINE STA. 240+00.00

MATCHLINE STA. 247+00.00

REVISIONS			
DATE	DESCRIPTION	DATE	DESCRIPTION

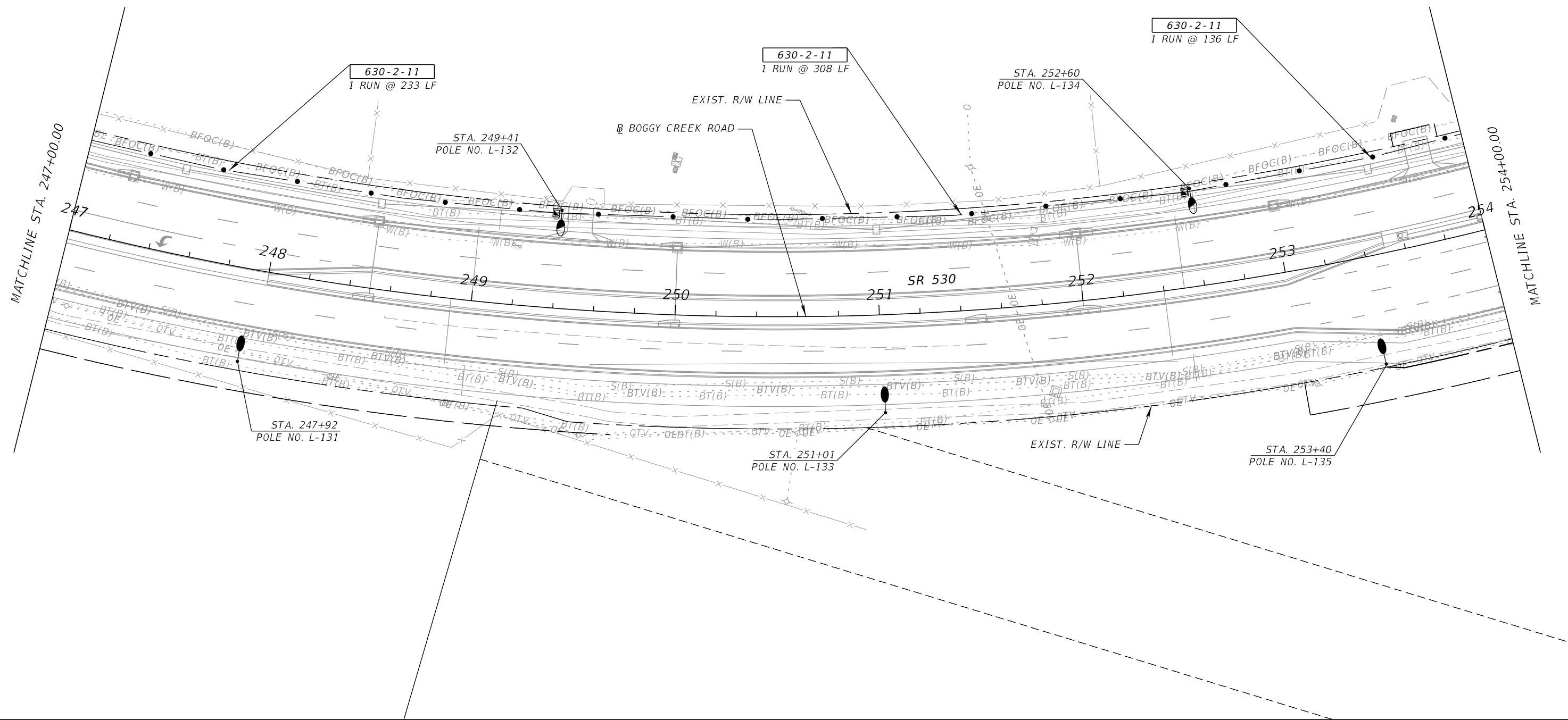
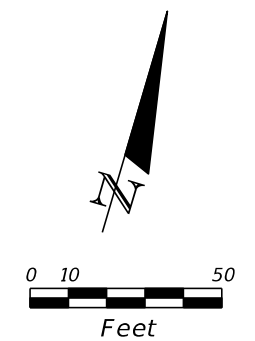
BAHMAN BEHZADI, P.E.  
 P.E. LICENSE NUMBER 53636  
 DEWBERRY ENGINEERS  
 800 NORTH MAGNOLIA AVE., SUITE 1000  
 ORLANDO, FL 32803

OSCEOLA COUNTY TRANSPORTATION & TRANSIT		
ROAD NO.	COUNTY	PROJECT NO.
530	OSCEOLA	PS-20-11479-DG

**LIGHTING PLAN**

SHEET  
NO.  
**L - 34**

THE OFFICIAL RECORD OF THIS SHEET IS THE ELECTRONIC FILE DIGITALLY SIGNED AND SEALED UNDER RULE 61G15-23.004, F.A.C.



REVISIONS			
DATE	DESCRIPTION	DATE	DESCRIPTION

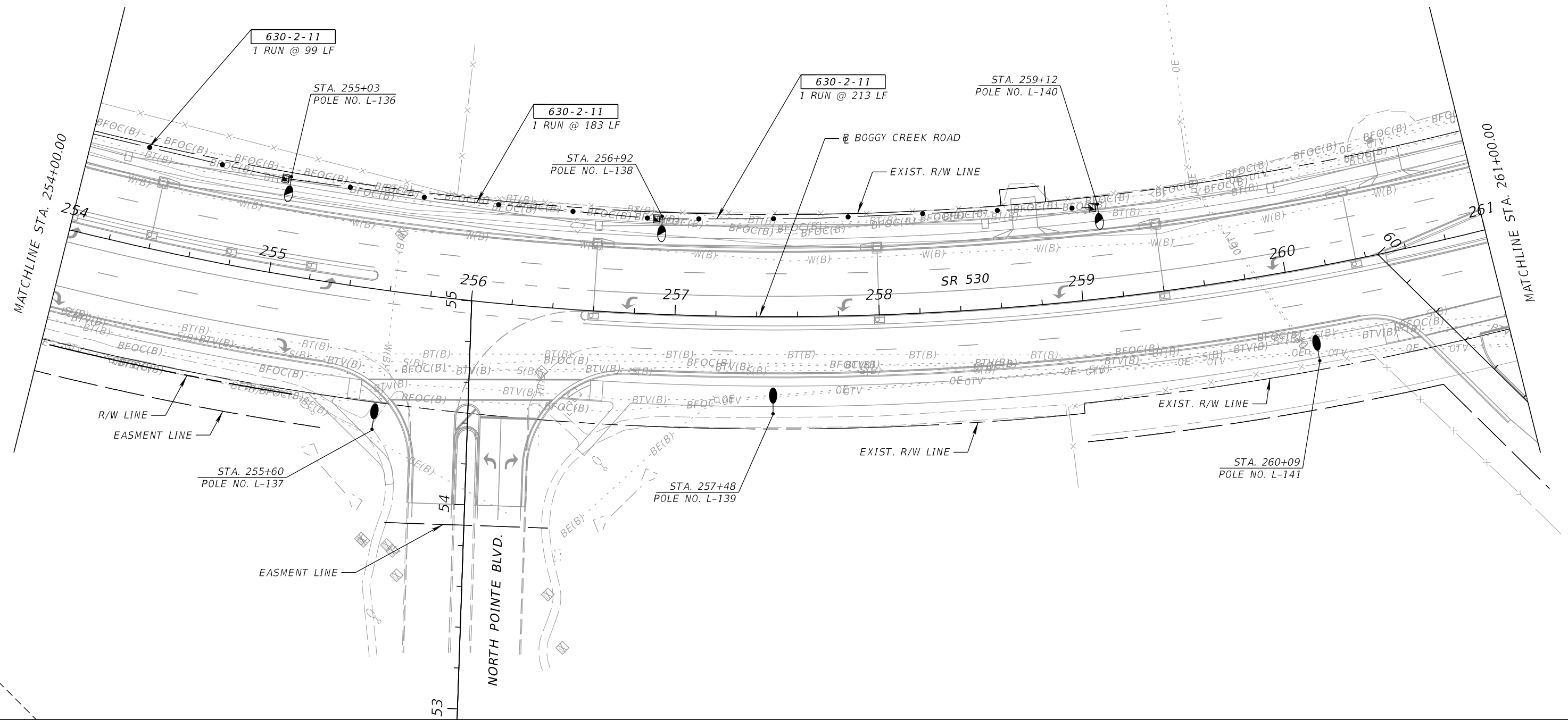
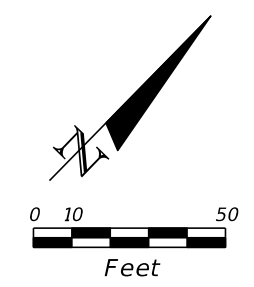
BAHMAN BEHZADI, P.E.  
 P.E. LICENSE NUMBER 53636  
 DEWBERRY ENGINEERS  
 800 NORTH MAGNOLIA AVE., SUITE 1000  
 ORLANDO, FL 32803

OSCEOLA COUNTY TRANSPORTATION & TRANSIT		
ROAD NO.	COUNTY	PROJECT NO.
530	OSCEOLA	PS-20-11479-DG

**LIGHTING PLAN**

SHEET NO.  
L-35

THE OFFICIAL RECORD OF THIS SHEET IS THE ELECTRONIC FILE DIGITALLY SIGNED AND SEALED UNDER RULE 61G15-23.004, F.A.C.



REVISIONS			
DATE	DESCRIPTION	DATE	DESCRIPTION

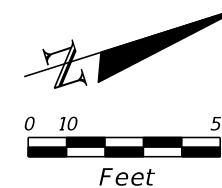
BAHMAN BEHZADI, P.E.  
 P.E. LICENSE NUMBER 53636  
 DEWBERRY ENGINEERS  
 800 NORTH MAGNOLIA AVE., SUITE 1000  
 ORLANDO, FL 32803

OSCEOLA COUNTY TRANSPORTATION & TRANSIT		
ROAD NO.	COUNTY	PROJECT NO.
530	OSCEOLA	PS-20-11479-DG

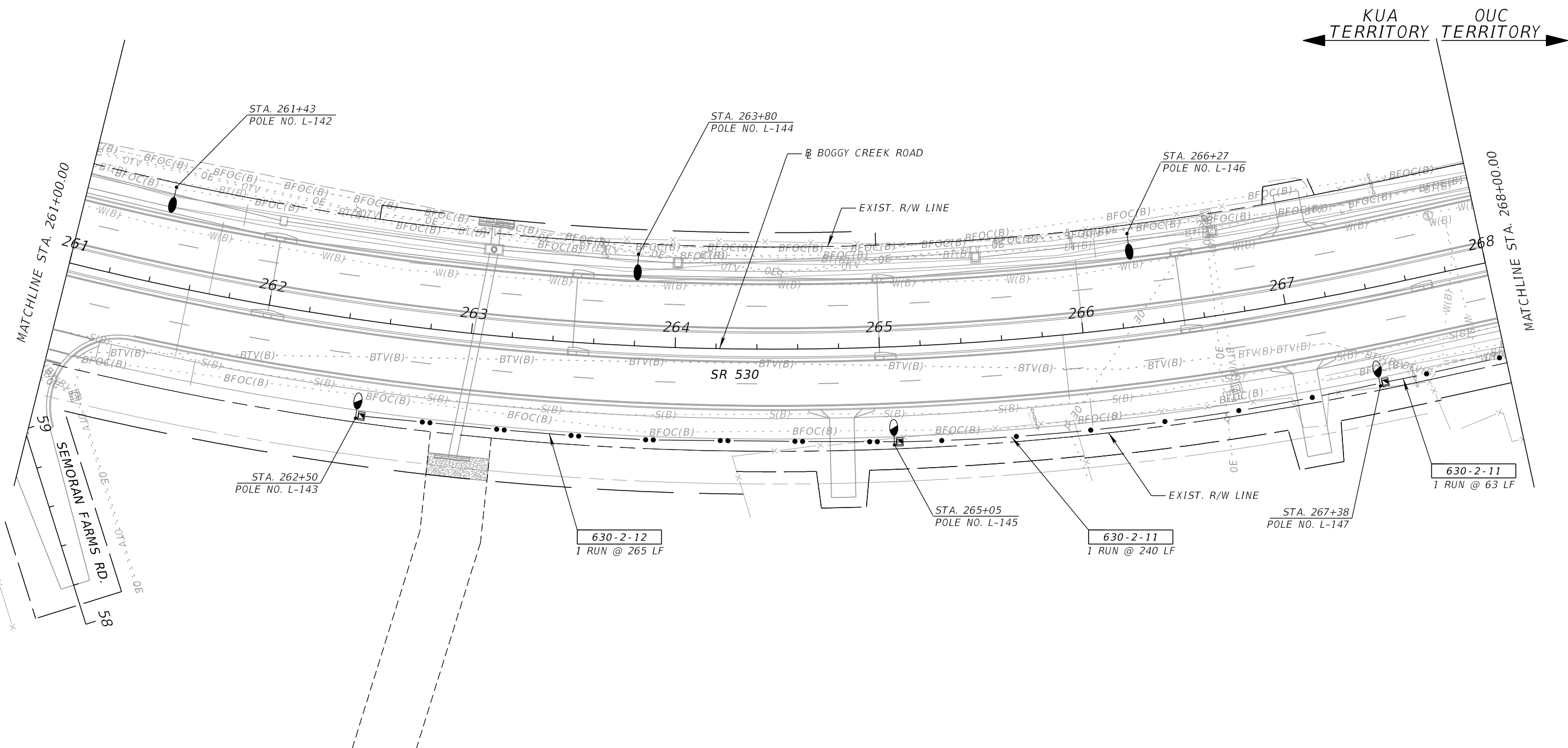
**LIGHTING PLAN**

SHEET NO.  
L-36

THE OFFICIAL RECORD OF THIS SHEET IS THE ELECTRONIC FILE DIGITALLY SIGNED AND SEALED UNDER RULE 61G15-23.004, F.A.C.



KUA TERRITORY ←      → OUC TERRITORY



REVISIONS			
DATE	DESCRIPTION	DATE	DESCRIPTION


BAHMAN BEHZADI, P.E.  
 P.E. LICENSE NUMBER 53636  
 DEWBERRY ENGINEERS  
 800 NORTH MAGNOLIA AVE., SUITE 1000  
 ORLANDO, FL 32803

OSCEOLA COUNTY TRANSPORTATION & TRANSIT		
ROAD NO.	COUNTY	PROJECT NO.
530	OSCEOLA	PS-20-11479-DG

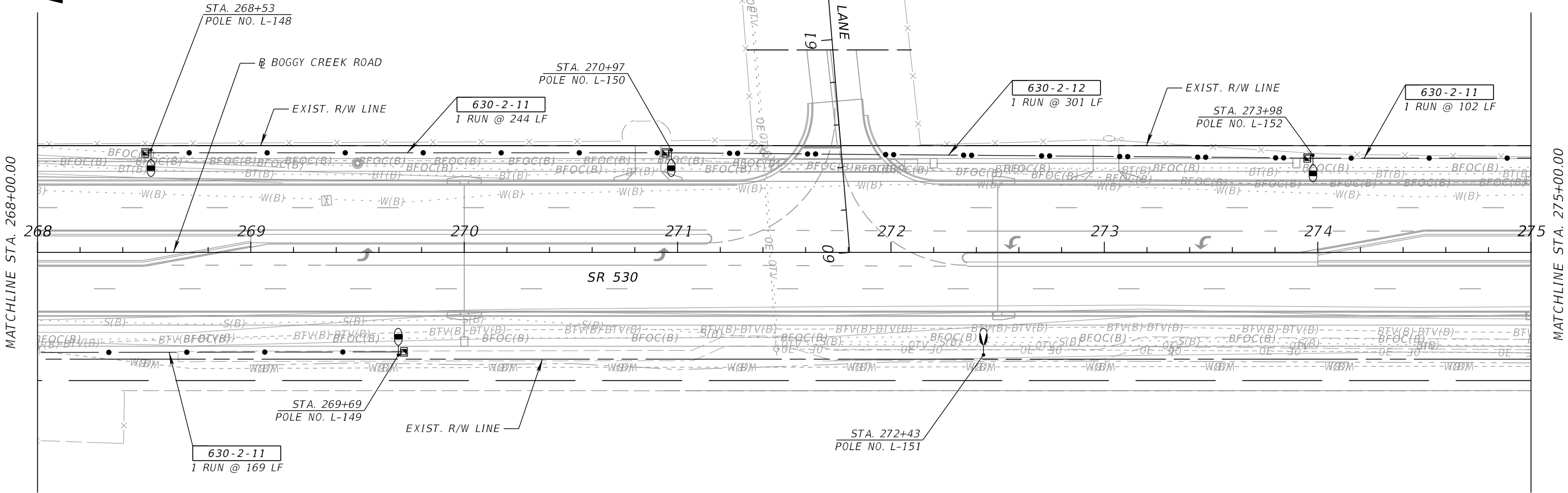
**LIGHTING PLAN**

SHEET NO.  
L-37

THE OFFICIAL RECORD OF THIS SHEET IS THE ELECTRONIC FILE DIGITALLY SIGNED AND SEALED UNDER RULE 61G15-23.004, F.A.C.



OUC  
TERRITORY →  
← KUA  
TERRITORY

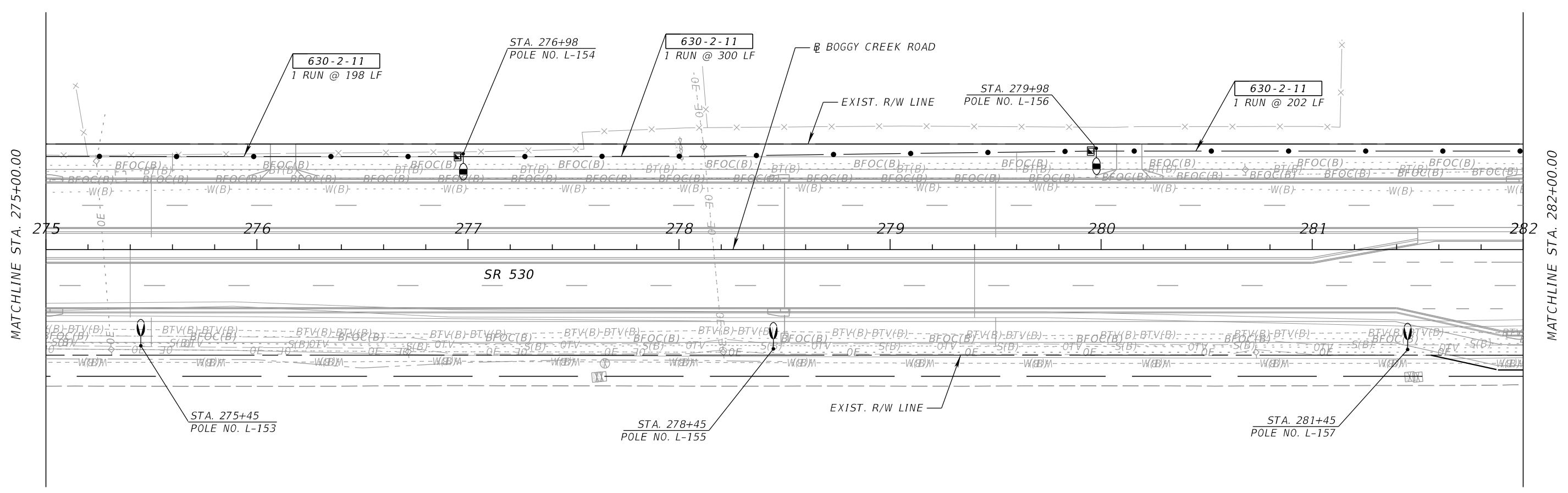
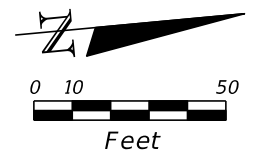


MATCHLINE STA. 268+00.00

MATCHLINE STA. 275+00.00

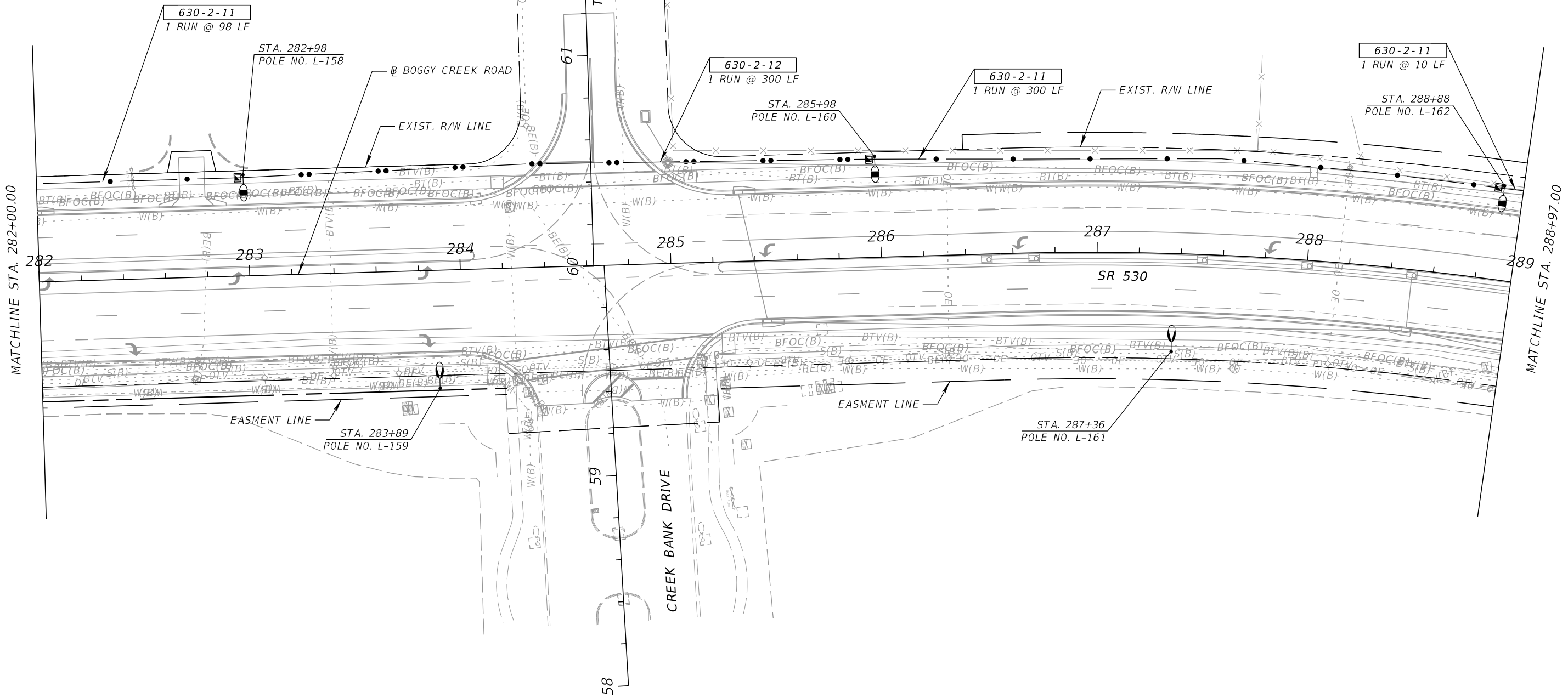
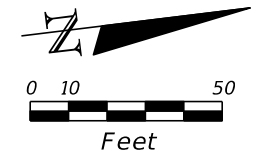
REVISIONS				BAHMAN BEHZADI, P.E. P.E. LICENSE NUMBER 53636 DEWBERRY ENGINEERS 800 NORTH MAGNOLIA AVE., SUITE 1000 ORLANDO, FL 32803	OSCEOLA COUNTY TRANSPORTATION & TRANSIT			<b>LIGHTING PLAN</b>	SHEET NO.  L-38
DATE	DESCRIPTION	DATE	DESCRIPTION		ROAD NO.	COUNTY	PROJECT NO.		
					530	OSCEOLA	PS-20-11479-DG		

THE OFFICIAL RECORD OF THIS SHEET IS THE ELECTRONIC FILE DIGITALLY SIGNED AND SEALED UNDER RULE 61G15-23.004, F.A.C.



REVISIONS				BAHMAN BEHZADI, P.E. P.E. LICENSE NUMBER 53636 DEWBERRY ENGINEERS 800 NORTH MAGNOLIA AVE., SUITE 1000 ORLANDO, FL 32803	OSCEOLA COUNTY TRANSPORTATION & TRANSIT			<b>LIGHTING PLAN</b>	SHEET NO.  L - 39
DATE	DESCRIPTION	DATE	DESCRIPTION		ROAD NO.	COUNTY	PROJECT NO.		
				530	OSCEOLA	PS-20-11479-DG			

THE OFFICIAL RECORD OF THIS SHEET IS THE ELECTRONIC FILE DIGITALLY SIGNED AND SEALED UNDER RULE 61G15-23.004, F.A.C.



REVISIONS			
DATE	DESCRIPTION	DATE	DESCRIPTION

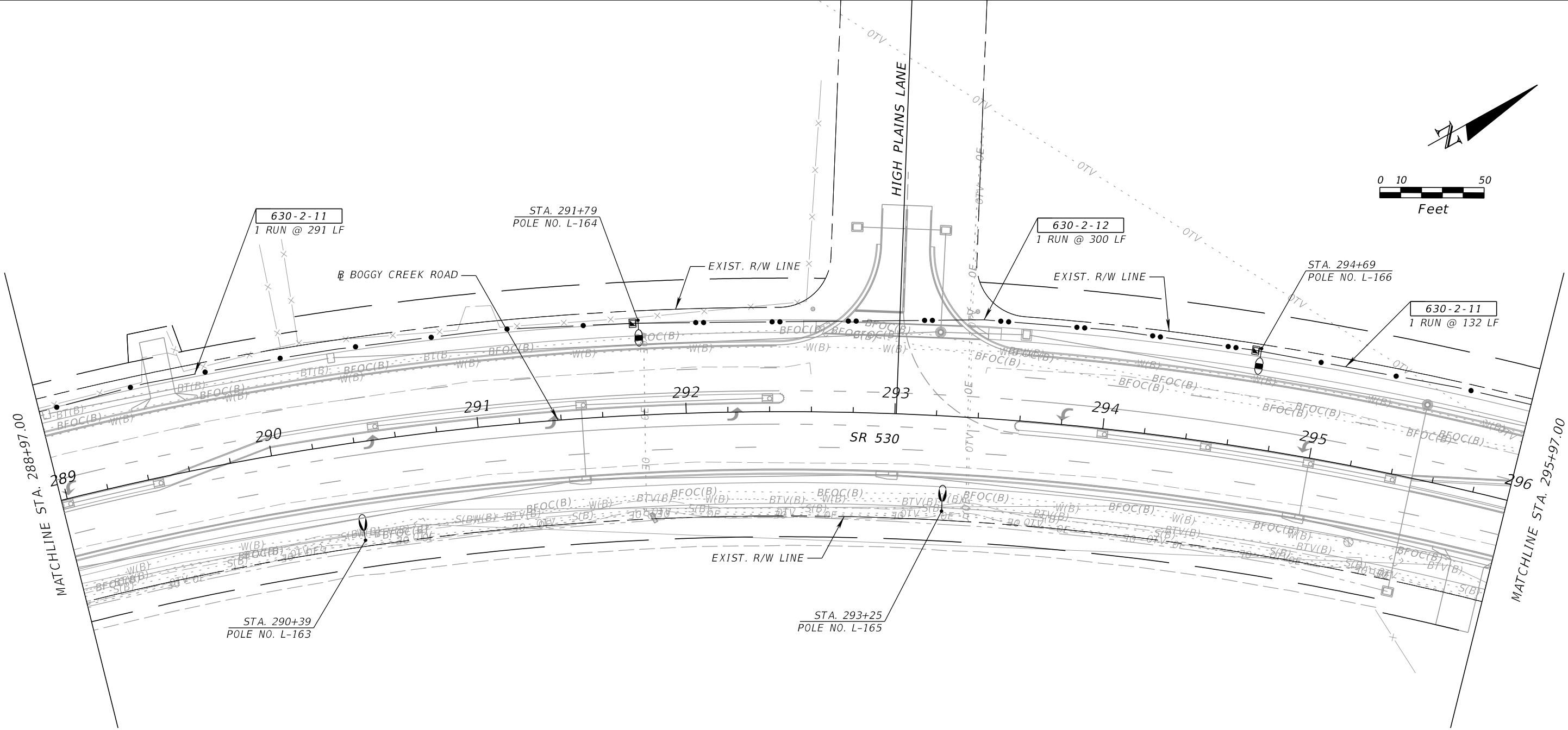
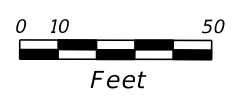

BAHMAN BEHZADI, P.E.  
 P.E. LICENSE NUMBER 53636  
 DEWBERRY ENGINEERS  
 800 NORTH MAGNOLIA AVE., SUITE 1000  
 ORLANDO, FL 32803

OSCEOLA COUNTY TRANSPORTATION & TRANSIT		
ROAD NO.	COUNTY	PROJECT NO.
530	OSCEOLA	PS-20-11479-DG

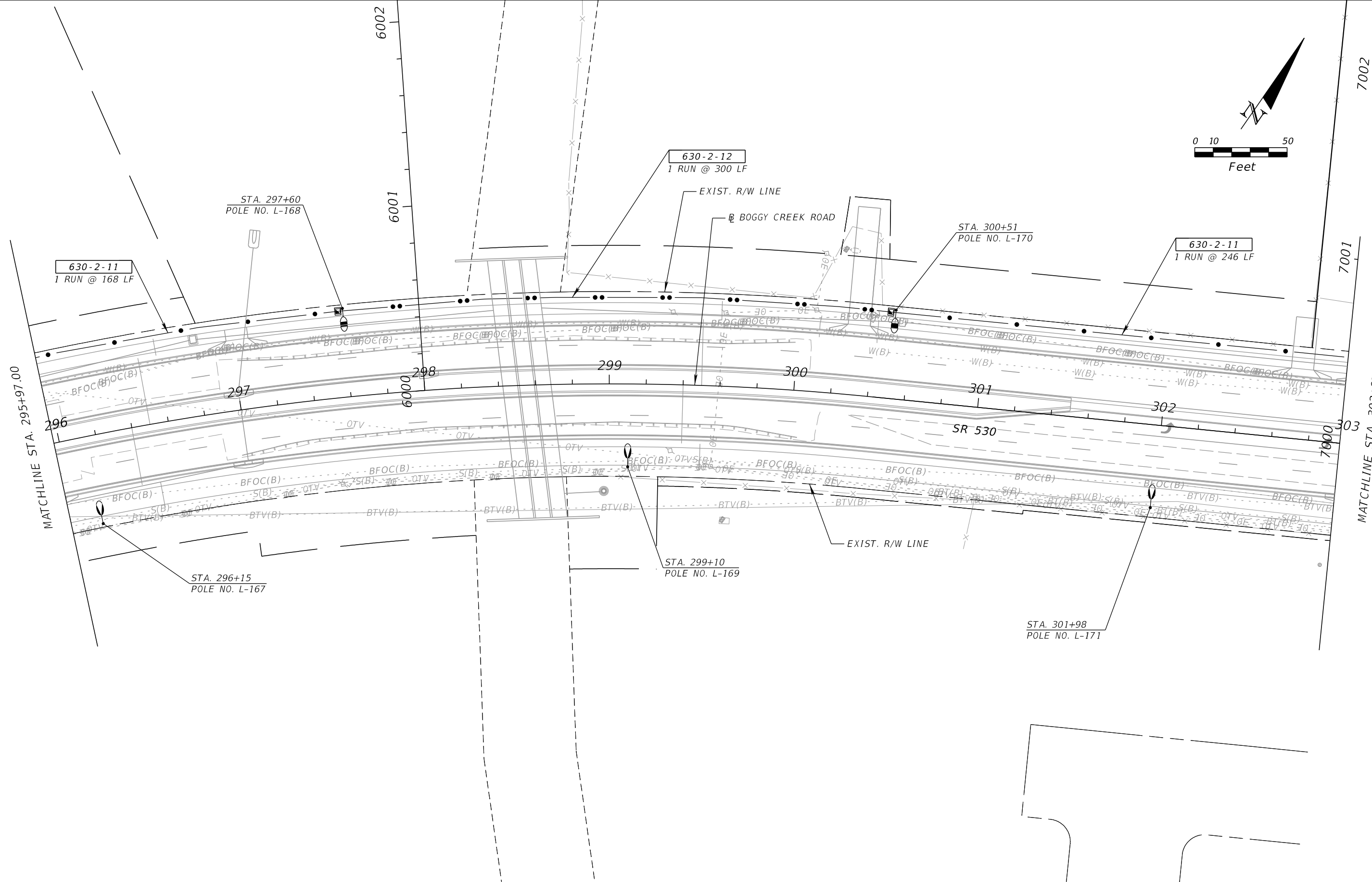
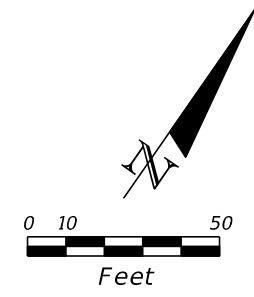
**LIGHTING PLAN**

SHEET NO.  
L - 40





REVISIONS				BAHMAN BEHZADI, P.E. P.E. LICENSE NUMBER 53636 DEWBERRY ENGINEERS 800 NORTH MAGNOLIA AVE., SUITE 1000 ORLANDO, FL 32803	OSCEOLA COUNTY TRANSPORTATION & TRANSIT			<b>LIGHTING PLAN</b>	SHEET NO.  L - 41
DATE	DESCRIPTION	DATE	DESCRIPTION		ROAD NO.	COUNTY	PROJECT NO.		
				530	OSCEOLA	PS-20-11479-DG			



REVISIONS			
DATE	DESCRIPTION	DATE	DESCRIPTION

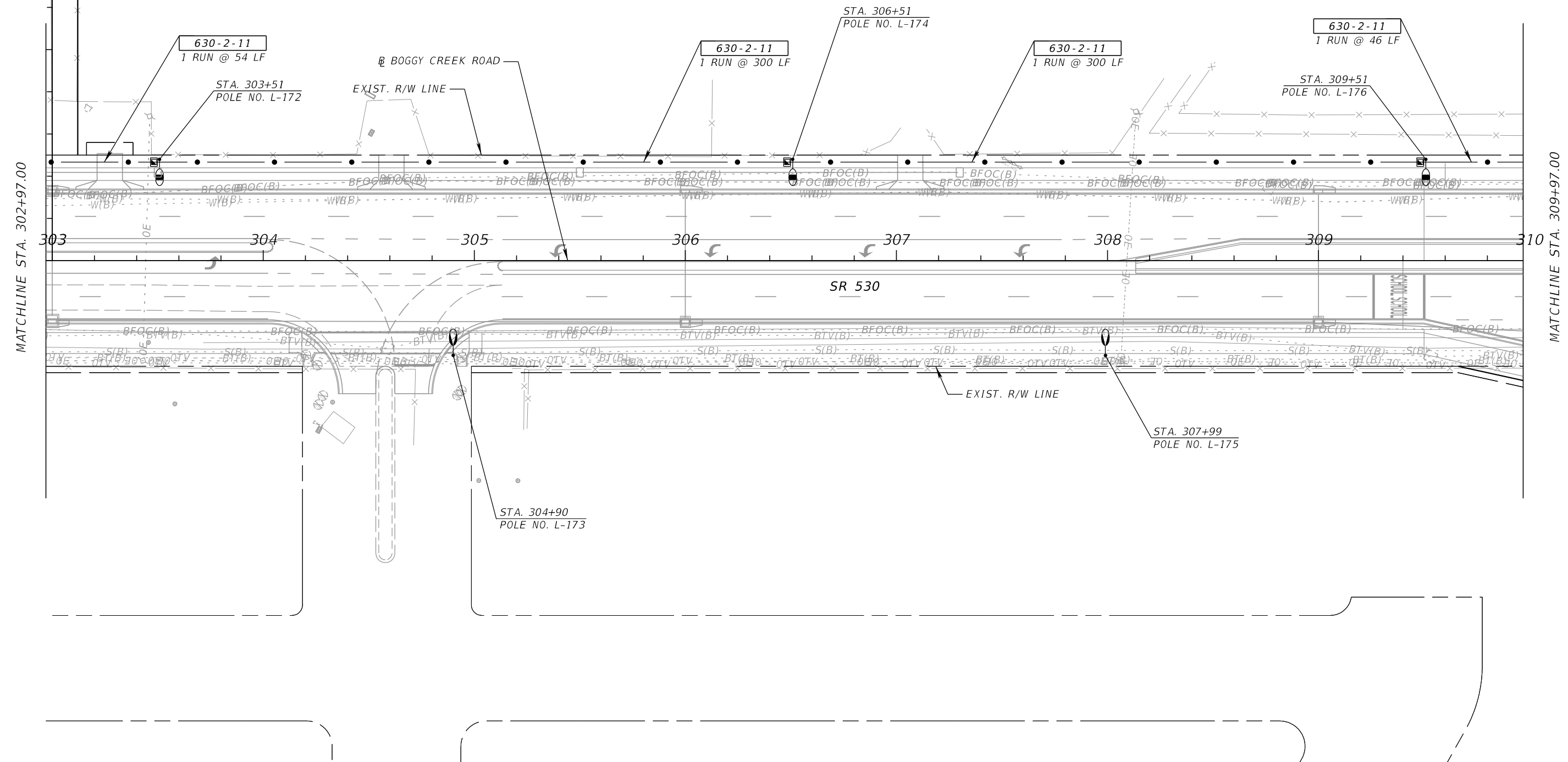
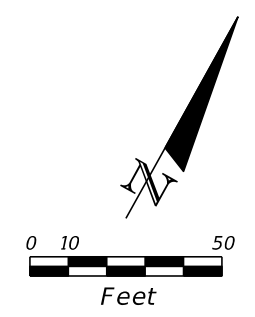
BAHMAN BEHZADI, P.E.  
 P.E. LICENSE NUMBER 53636  
 DEWBERRY ENGINEERS  
 800 NORTH MAGNOLIA AVE., SUITE 1000  
 ORLANDO, FL 32803

OSCEOLA COUNTY TRANSPORTATION & TRANSIT		
ROAD NO.	COUNTY	PROJECT NO.
530	OSCEOLA	PS-20-11479-DG

LIGHTING PLAN

SHEET  
NO.  
  
L - 42

THE OFFICIAL RECORD OF THIS SHEET IS THE ELECTRONIC FILE DIGITALLY SIGNED AND SEALED UNDER RULE 61G15-23.004, F.A.C.



REVISIONS			
DATE	DESCRIPTION	DATE	DESCRIPTION

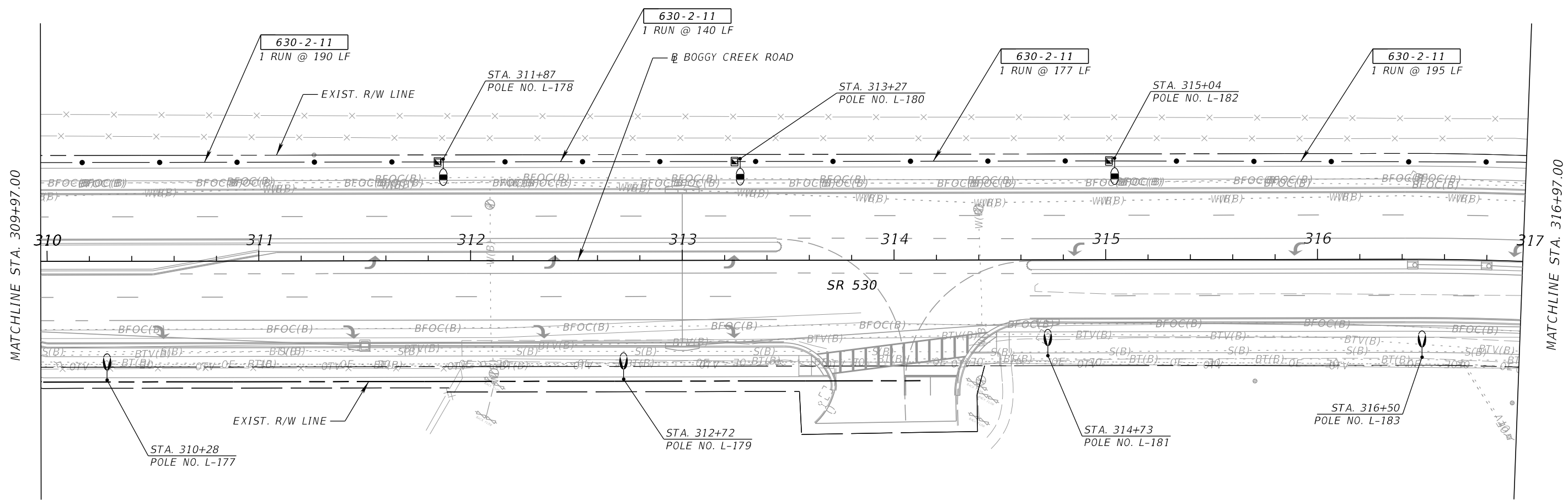
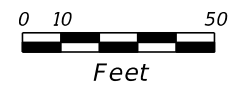
BAHMAN BEHZADI, P.E.  
 P.E. LICENSE NUMBER 53636  
 DEWBERRY ENGINEERS  
 800 NORTH MAGNOLIA AVE., SUITE 1000  
 ORLANDO, FL 32803

OSCEOLA COUNTY TRANSPORTATION & TRANSIT		
ROAD NO.	COUNTY	PROJECT NO.
530	OSCEOLA	PS-20-11479-DG

**LIGHTING PLAN**

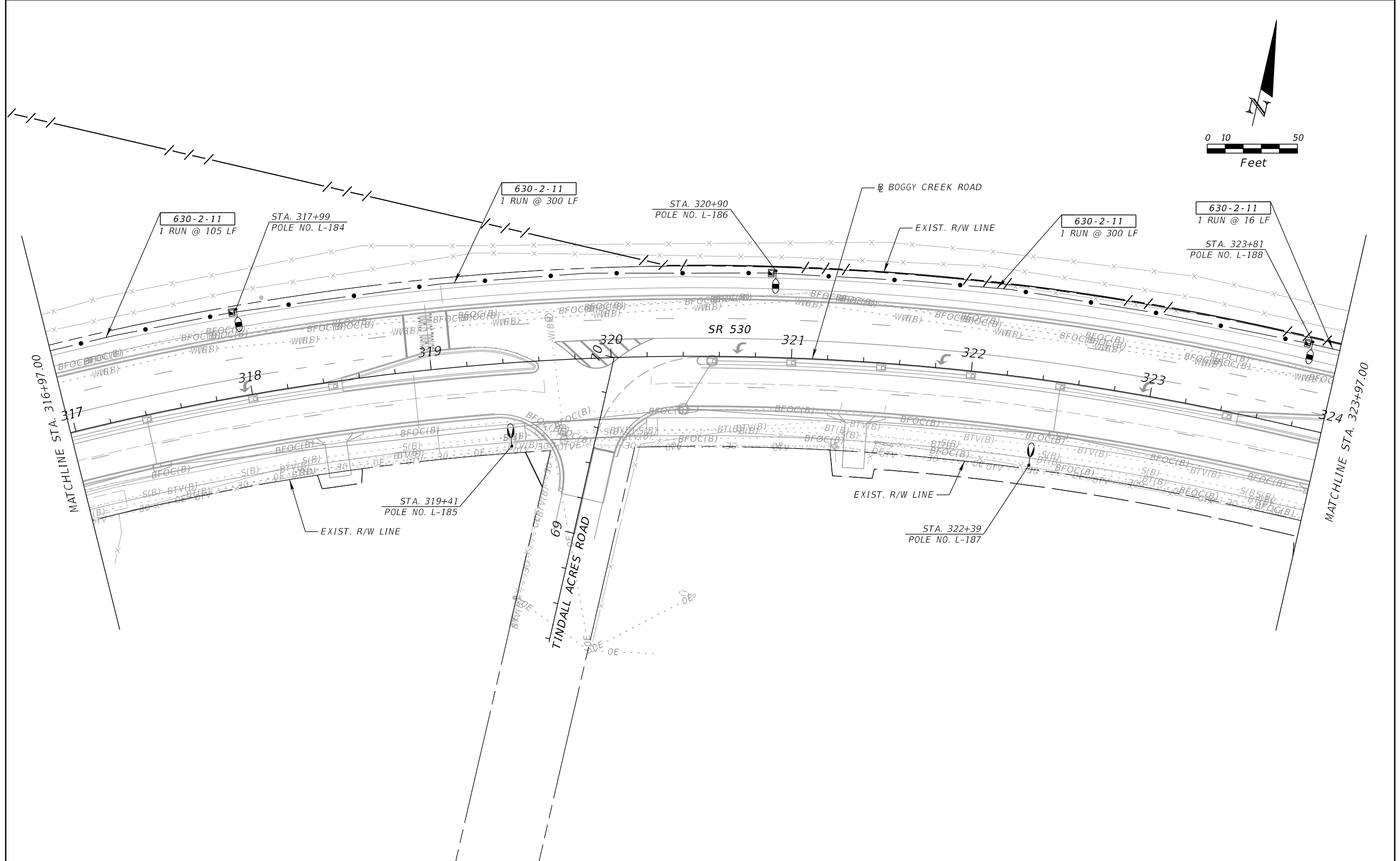
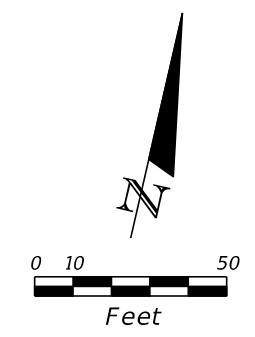
SHEET NO.  
L - 43

THE OFFICIAL RECORD OF THIS SHEET IS THE ELECTRONIC FILE DIGITALLY SIGNED AND SEALED UNDER RULE 61G15-23.004, F.A.C.



REVISIONS				BAHMAN BEHZADI, P.E. P.E. LICENSE NUMBER 53636 DEWBERRY ENGINEERS 800 NORTH MAGNOLIA AVE., SUITE 1000 ORLANDO, FL 32803	OSCEOLA COUNTY TRANSPORTATION & TRANSIT			<b>LIGHTING PLAN</b>	SHEET NO.  L - 44
DATE	DESCRIPTION	DATE	DESCRIPTION		ROAD NO.	COUNTY	PROJECT NO.		
				530	OSCEOLA	PS-20-11479-DG			

THE OFFICIAL RECORD OF THIS SHEET IS THE ELECTRONIC FILE DIGITALLY SIGNED AND SEALED UNDER RULE 61G15-23.004, F.A.C.



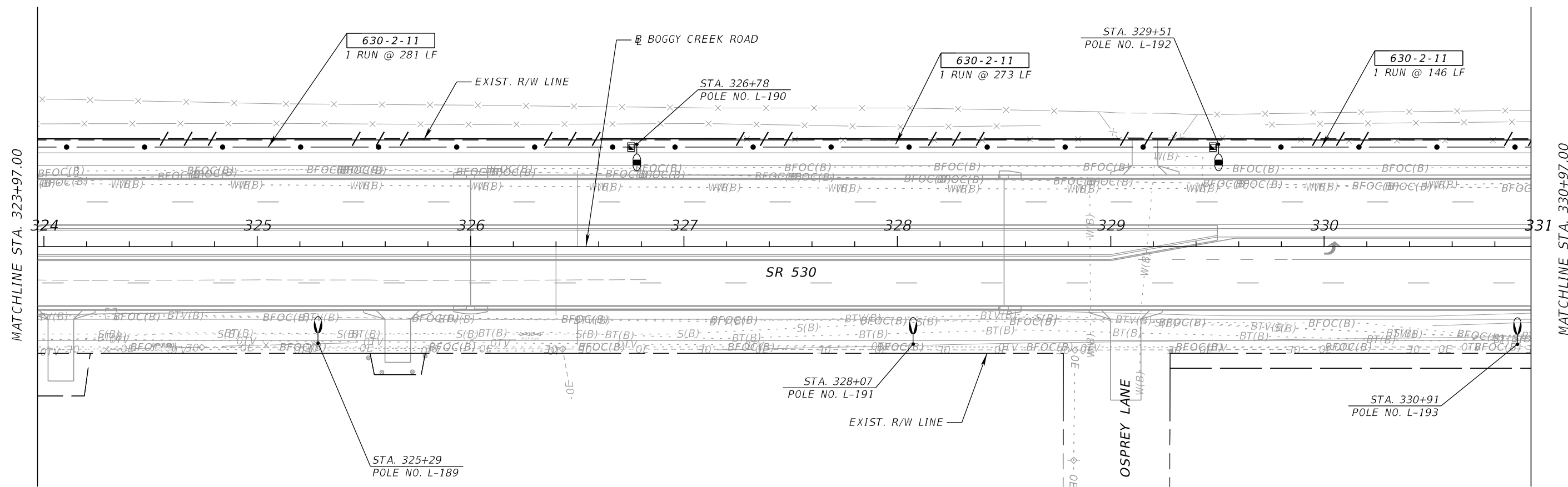
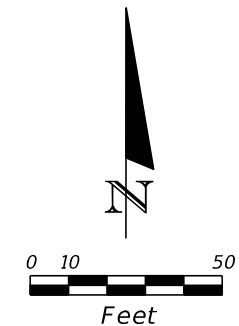
REVISIONS			
DATE	DESCRIPTION	DATE	DESCRIPTION

BAHMAN BEHZADI, P.E.  
 P.E. LICENSE NUMBER 53636  
 DEWBERRY ENGINEERS  
 800 NORTH MAGNOLIA AVE., SUITE 1000  
 ORLANDO, FL 32803

OSCEOLA COUNTY TRANSPORTATION & TRANSIT		
ROAD NO.	COUNTY	PROJECT NO.
530	OSCEOLA	PS-20-11479-DG

**LIGHTING PLAN**

SHEET NO.  
L - 45



REVISIONS			
DATE	DESCRIPTION	DATE	DESCRIPTION

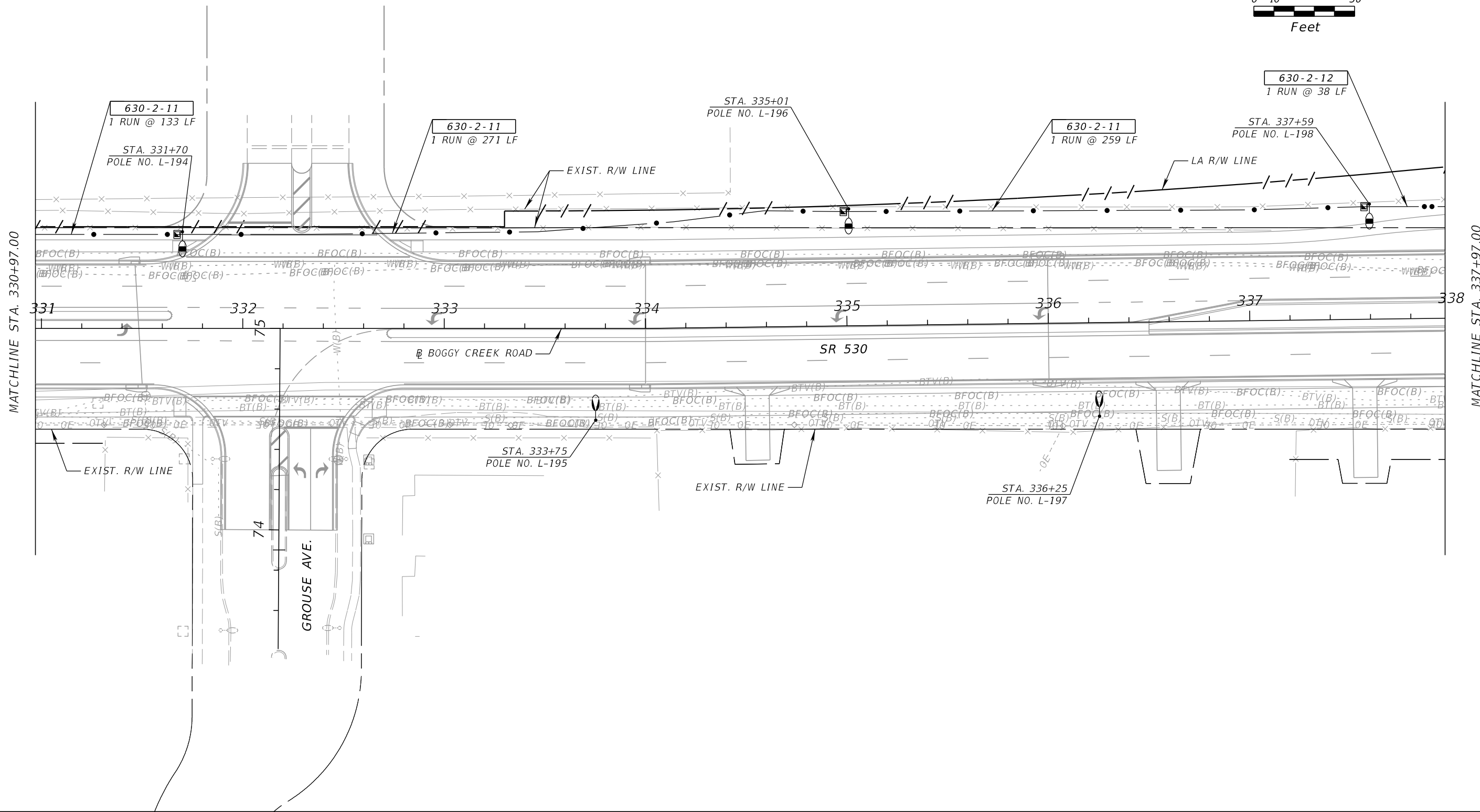
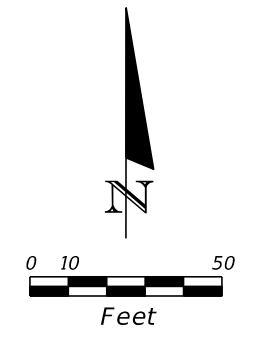
BAHMAN BEHZADI, P.E.  
 P.E. LICENSE NUMBER 53636  
 DEWBERRY ENGINEERS  
 800 NORTH MAGNOLIA AVE., SUITE 1000  
 ORLANDO, FL 32803

OSCEOLA COUNTY TRANSPORTATION & TRANSIT		
ROAD NO.	COUNTY	PROJECT NO.
530	OSCEOLA	PS-20-11479-DG

**LIGHTING PLAN**

SHEET NO.  
L - 46

THE OFFICIAL RECORD OF THIS SHEET IS THE ELECTRONIC FILE DIGITALLY SIGNED AND SEALED UNDER RULE 61G15-23.004, F.A.C.



MATCHLINE STA. 330+97.00

MATCHLINE STA. 337+97.00

REVISIONS		REVISIONS	
DATE	DESCRIPTION	DATE	DESCRIPTION

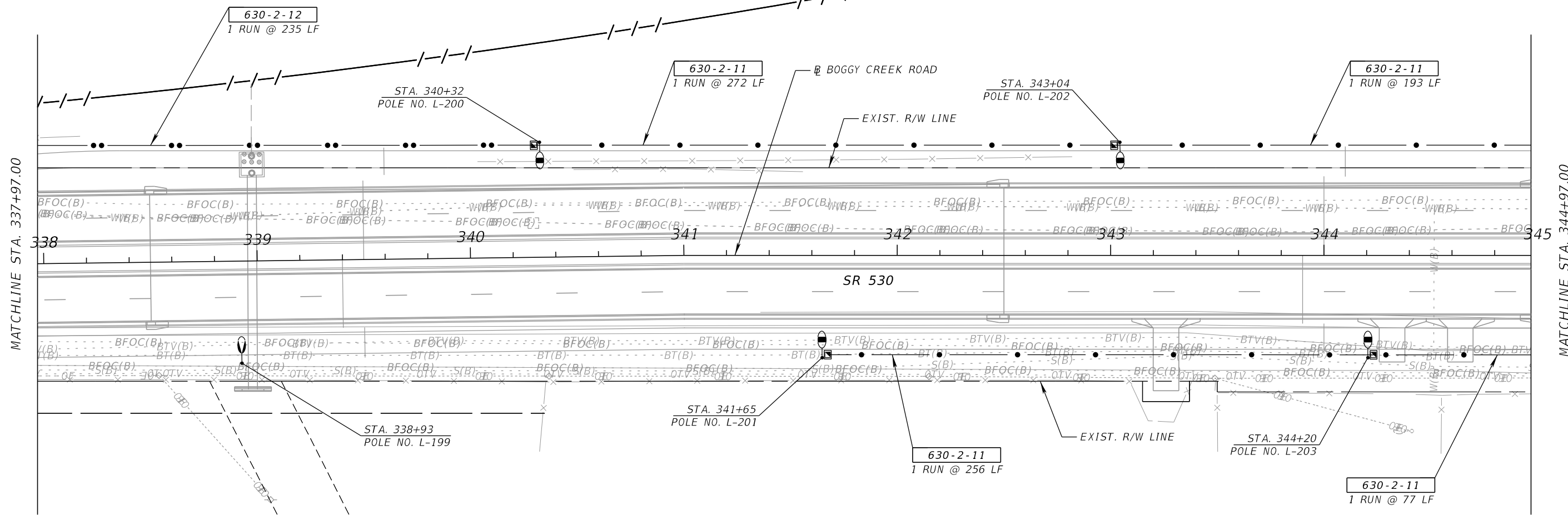
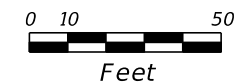
BAHMAN BEHZADI, P.E.  
 P.E. LICENSE NUMBER 53636  
 DEWBERRY ENGINEERS  
 800 NORTH MAGNOLIA AVE., SUITE 1000  
 ORLANDO, FL 32803

OSCEOLA COUNTY TRANSPORTATION & TRANSIT		
ROAD NO.	COUNTY	PROJECT NO.
530	OSCEOLA	PS-20-11479-DG

*LIGHTING PLAN*

SHEET  
NO.  
  
L - 47

THE OFFICIAL RECORD OF THIS SHEET IS THE ELECTRONIC FILE DIGITALLY SIGNED AND SEALED UNDER RULE 61G15-23.004, F.A.C.

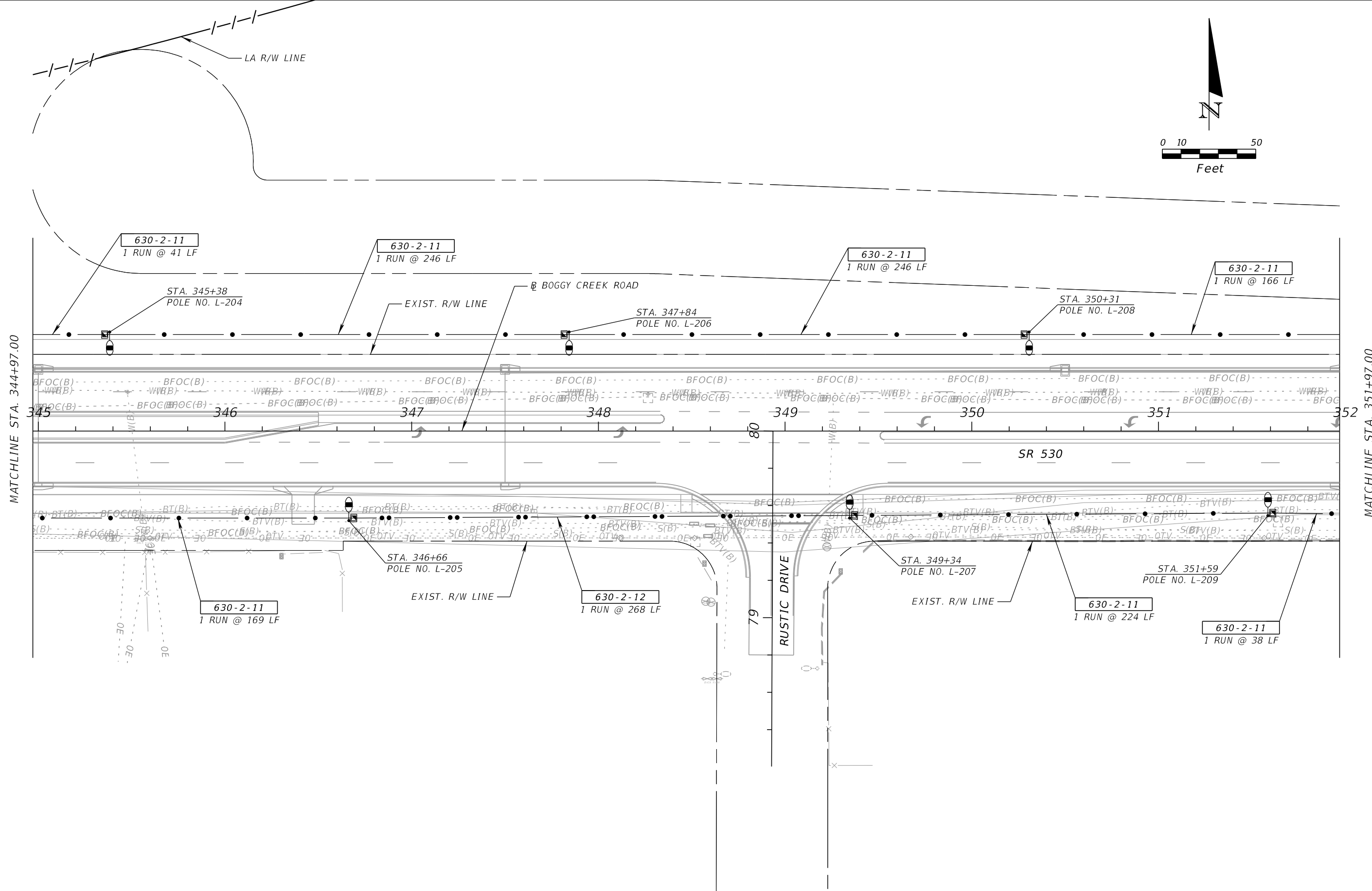
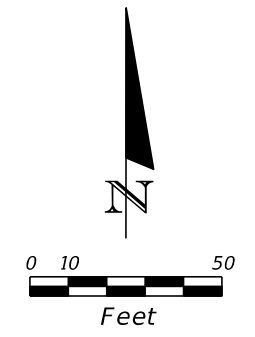


MATCHLINE STA. 337+97.00

MATCHLINE STA. 344+97.00

REVISIONS				BAHMAN BEHZADI, P.E. P.E. LICENSE NUMBER 53636 DEWBERRY ENGINEERS 800 NORTH MAGNOLIA AVE., SUITE 1000 ORLANDO, FL 32803	OSCEOLA COUNTY TRANSPORTATION & TRANSIT			<i>LIGHTING PLAN</i>	SHEET NO.  L - 48
DATE	DESCRIPTION	DATE	DESCRIPTION		ROAD NO.	COUNTY	PROJECT NO.		
					530	OSCEOLA	PS-20-11479-DG		





REVISIONS			
DATE	DESCRIPTION	DATE	DESCRIPTION

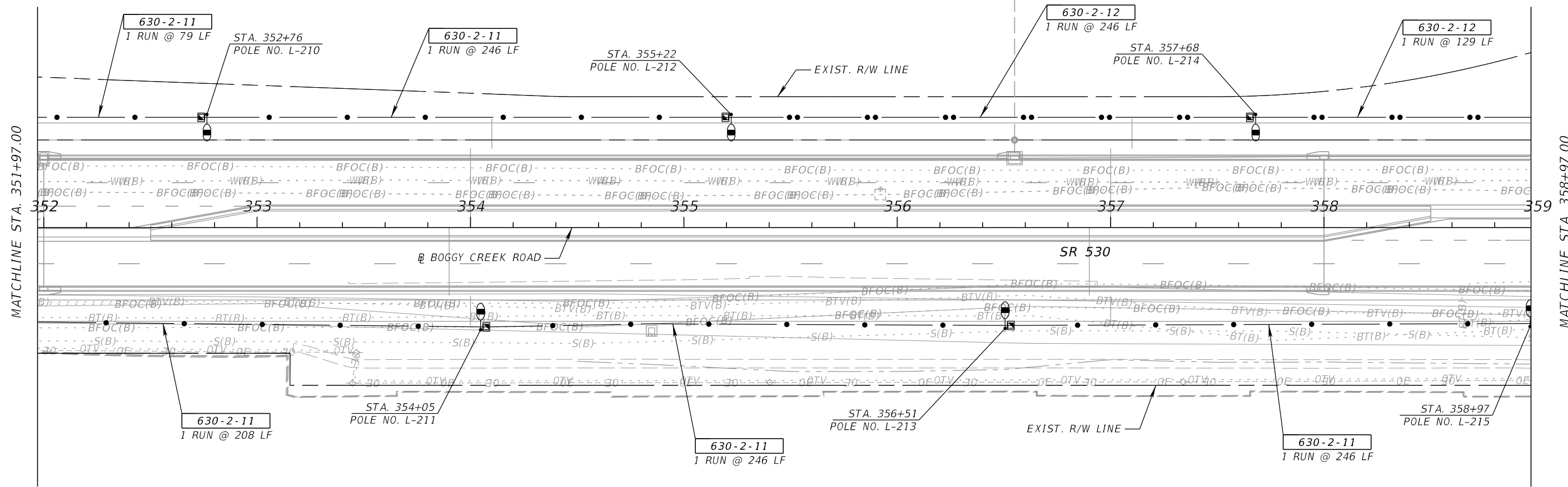
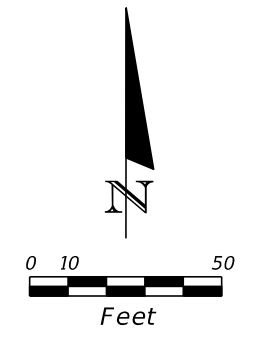
BAHMAN BEHZADI, P.E.  
 P.E. LICENSE NUMBER 53636  
 DEWBERRY ENGINEERS  
 800 NORTH MAGNOLIA AVE., SUITE 1000  
 ORLANDO, FL 32803

OSCEOLA COUNTY TRANSPORTATION & TRANSIT		
ROAD NO.	COUNTY	PROJECT NO.
530	OSCEOLA	PS-20-11479-DG

**LIGHTING PLAN**

SHEET NO.  
L - 49

THE OFFICIAL RECORD OF THIS SHEET IS THE ELECTRONIC FILE DIGITALLY SIGNED AND SEALED UNDER RULE 61G15-23.004, F.A.C.

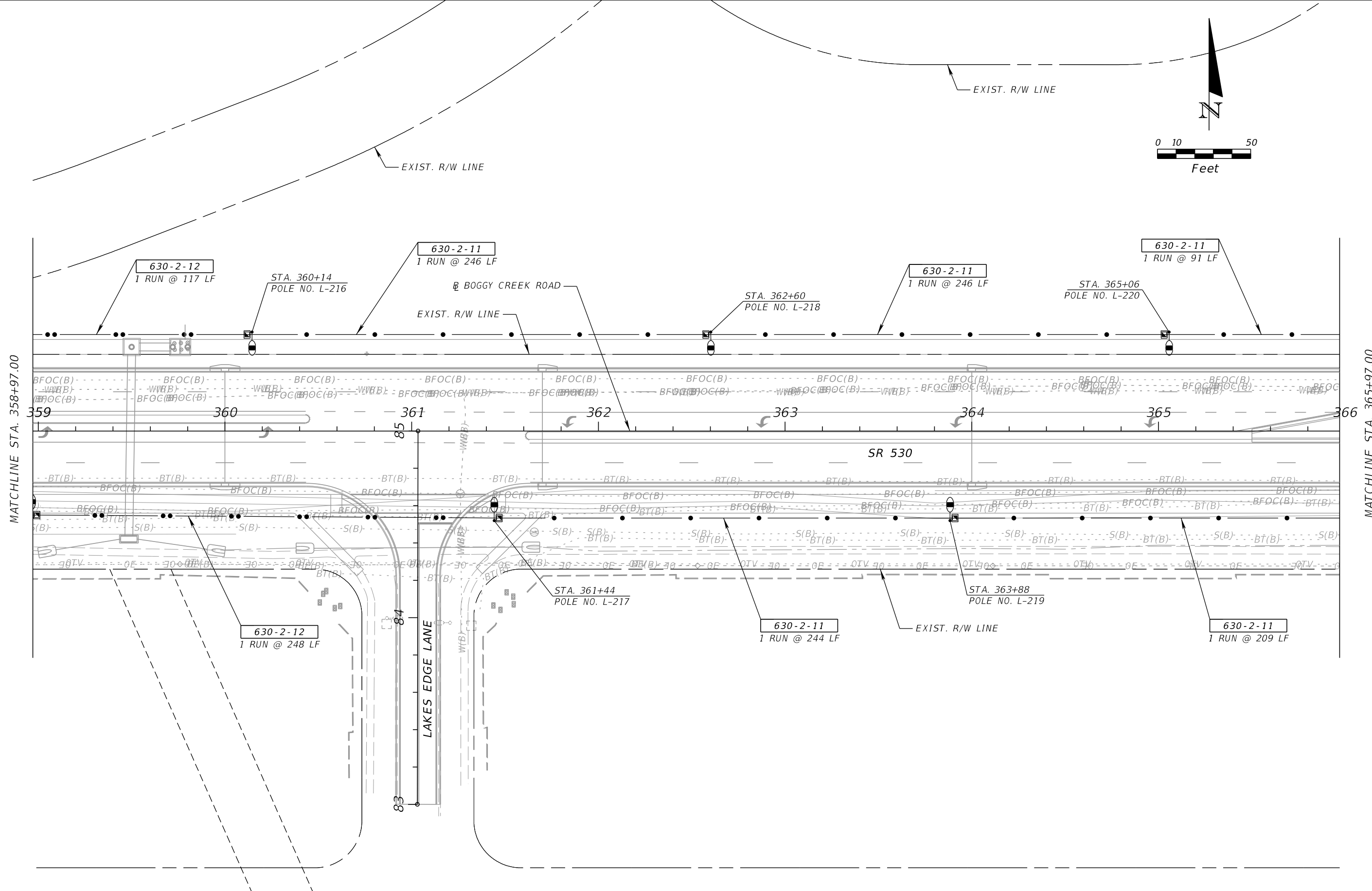
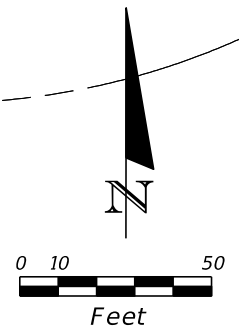


MATCHLINE STA. 351+97.00

MATCHLINE STA. 358+97.00

REVISIONS				BAHMAN BEHZADI, P.E. P.E. LICENSE NUMBER 53636 DEWBERRY ENGINEERS 800 NORTH MAGNOLIA AVE., SUITE 1000 ORLANDO, FL 32803	OSCEOLA COUNTY TRANSPORTATION & TRANSIT			<b>LIGHTING PLAN</b>	SHEET NO.  L - 50
DATE	DESCRIPTION	DATE	DESCRIPTION		ROAD NO.	COUNTY	PROJECT NO.		
					530	OSCEOLA	PS-20-11479-DG		

THE OFFICIAL RECORD OF THIS SHEET IS THE ELECTRONIC FILE DIGITALLY SIGNED AND SEALED UNDER RULE 61G15-23.004, F.A.C.



MATCHLINE STA. 358+97.00

MATCHLINE STA. 365+97.00

REVISIONS			
DATE	DESCRIPTION	DATE	DESCRIPTION

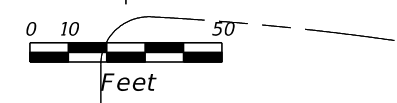
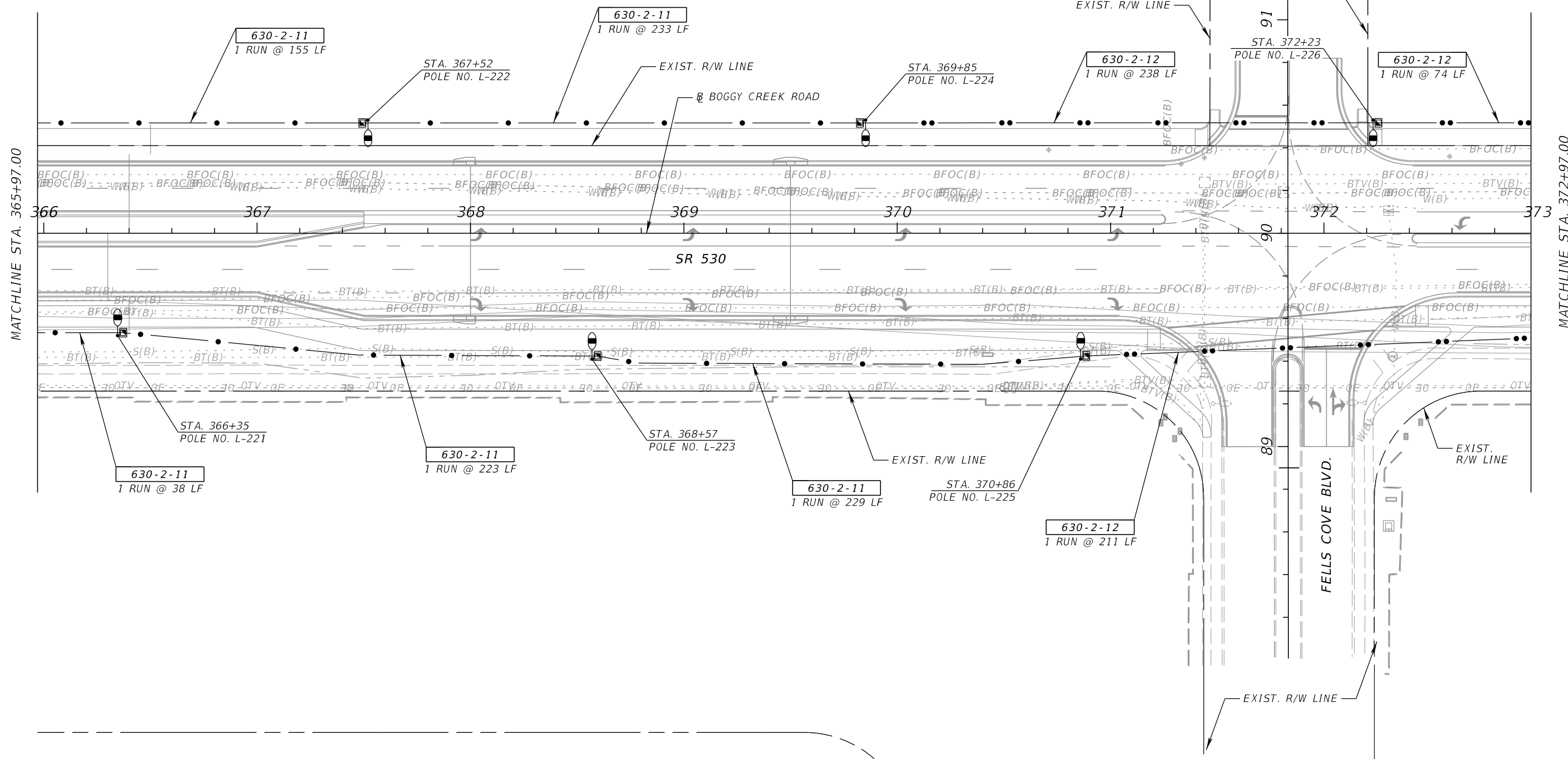
BAHMAN BEHZADI, P.E.  
 P.E. LICENSE NUMBER 53636  
 DEWBERRY ENGINEERS  
 800 NORTH MAGNOLIA AVE., SUITE 1000  
 ORLANDO, FL 32803

OSCEOLA COUNTY TRANSPORTATION & TRANSIT		
ROAD NO.	COUNTY	PROJECT NO.
530	OSCEOLA	PS-20-11479-DG

*LIGHTING PLAN*

SHEET  
NO.  
  
L - 51

THE OFFICIAL RECORD OF THIS SHEET IS THE ELECTRONIC FILE DIGITALLY SIGNED AND SEALED UNDER RULE 61G15-23.004, F.A.C.



MATCHLINE STA. 365+97.00

MATCHLINE STA. 372+97.00

REVISIONS			
DATE	DESCRIPTION	DATE	DESCRIPTION

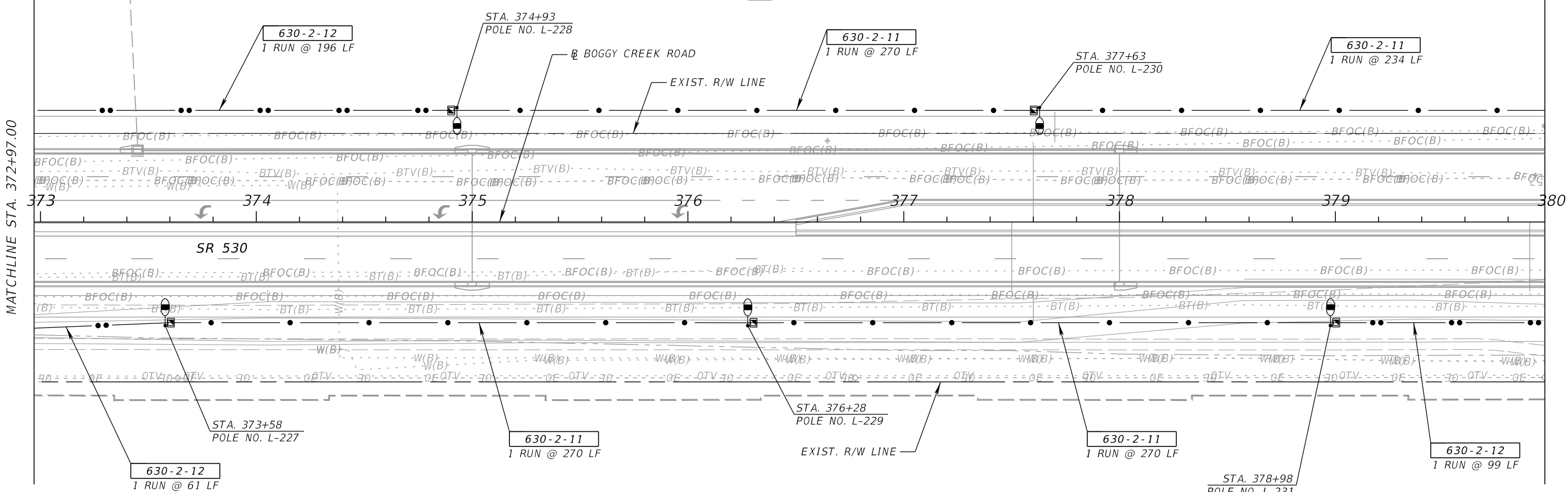
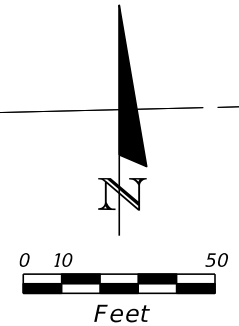
BAHMAN BEHZADI, P.E.  
 P.E. LICENSE NUMBER 53636  
 DEWBERRY ENGINEERS  
 800 NORTH MAGNOLIA AVE., SUITE 1000  
 ORLANDO, FL 32803

OSCEOLA COUNTY TRANSPORTATION & TRANSIT		
ROAD NO.	COUNTY	PROJECT NO.
530	OSCEOLA	PS-20-11479-DG

**LIGHTING PLAN**

SHEET NO.  
L-52

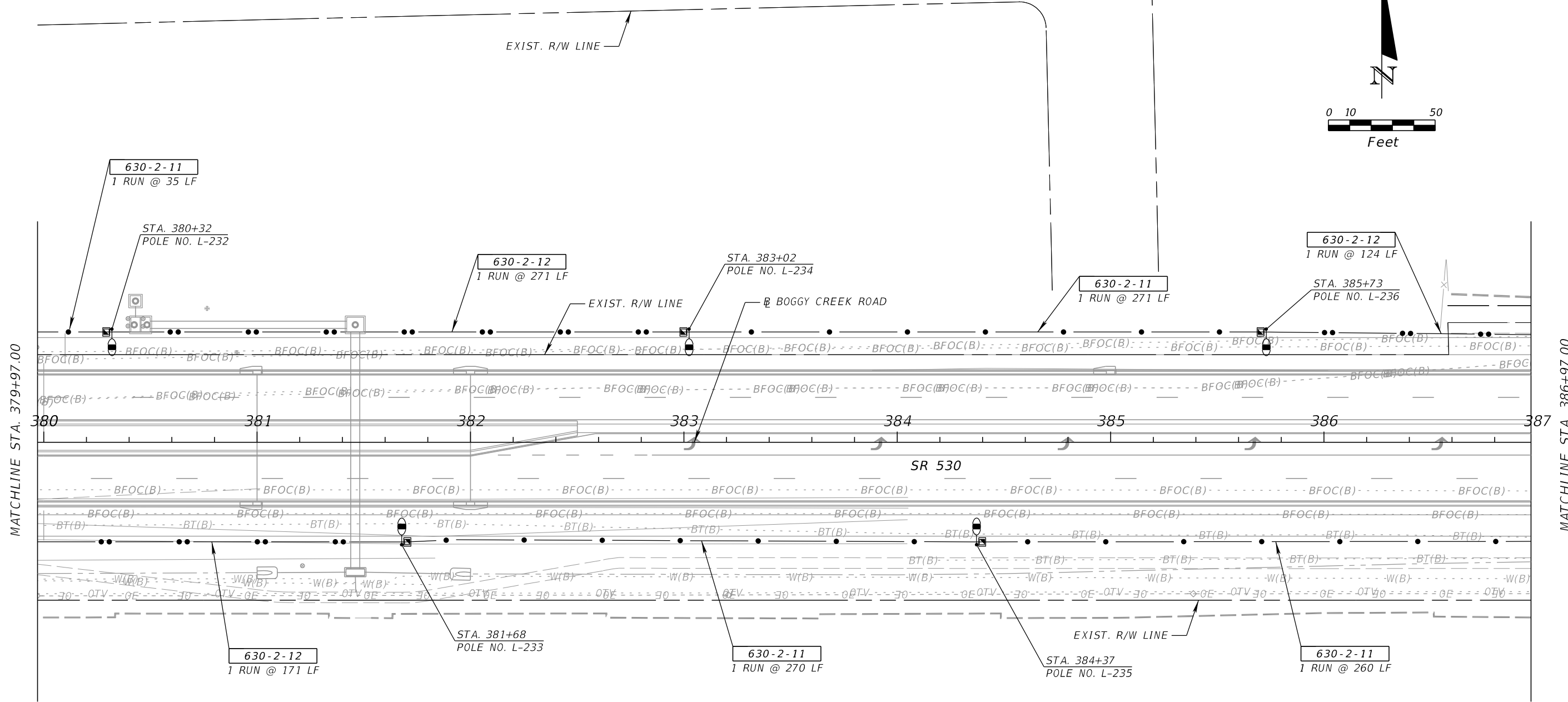
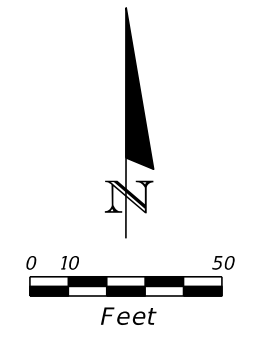
THE OFFICIAL RECORD OF THIS SHEET IS THE ELECTRONIC FILE DIGITALLY SIGNED AND SEALED UNDER RULE 61G15-23.004, F.A.C.



MATCHLINE STA. 372+97.00

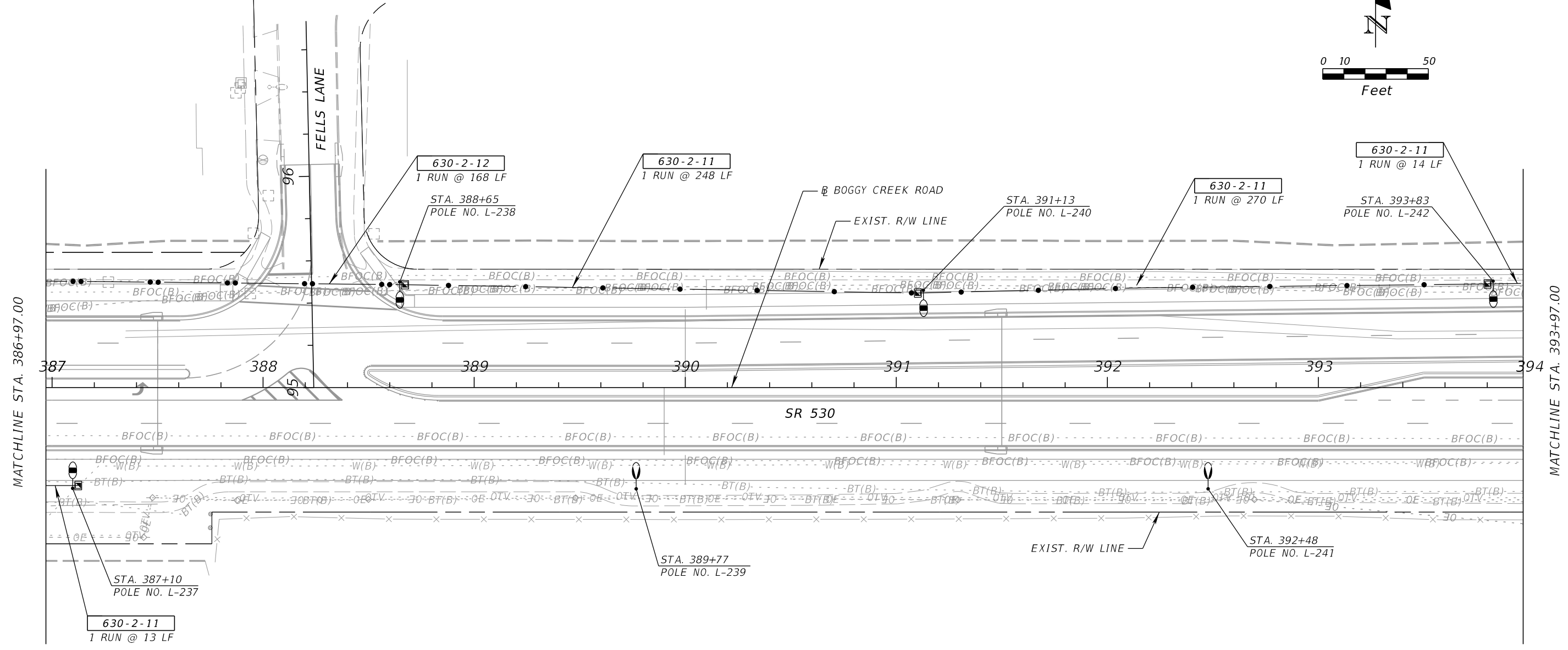
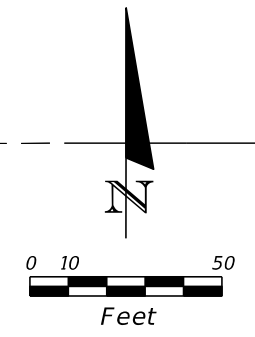
MATCHLINE STA. 379+97.00

REVISIONS				BAHMAN BEHZADI, P.E. P.E. LICENSE NUMBER 53636 DEWBERRY ENGINEERS 800 NORTH MAGNOLIA AVE., SUITE 1000 ORLANDO, FL 32803	OSCEOLA COUNTY TRANSPORTATION & TRANSIT			<b>LIGHTING PLAN</b>	SHEET NO.  L-53
DATE	DESCRIPTION	DATE	DESCRIPTION		ROAD NO.	COUNTY	PROJECT NO.		
					530	OSCEOLA	PS-20-11479-DG		



REVISIONS				BAHMAN BEHZADI, P.E. P.E. LICENSE NUMBER 53636 DEWBERRY ENGINEERS 800 NORTH MAGNOLIA AVE., SUITE 1000 ORLANDO, FL 32803	OSCEOLA COUNTY TRANSPORTATION & TRANSIT			<b>LIGHTING PLAN</b>	SHEET NO.  L - 54
DATE	DESCRIPTION	DATE	DESCRIPTION		ROAD NO.	COUNTY	PROJECT NO.		
				530	OSCEOLA	PS-20-11479-DG			

THE OFFICIAL RECORD OF THIS SHEET IS THE ELECTRONIC FILE DIGITALLY SIGNED AND SEALED UNDER RULE 61G15-23.004, F.A.C.

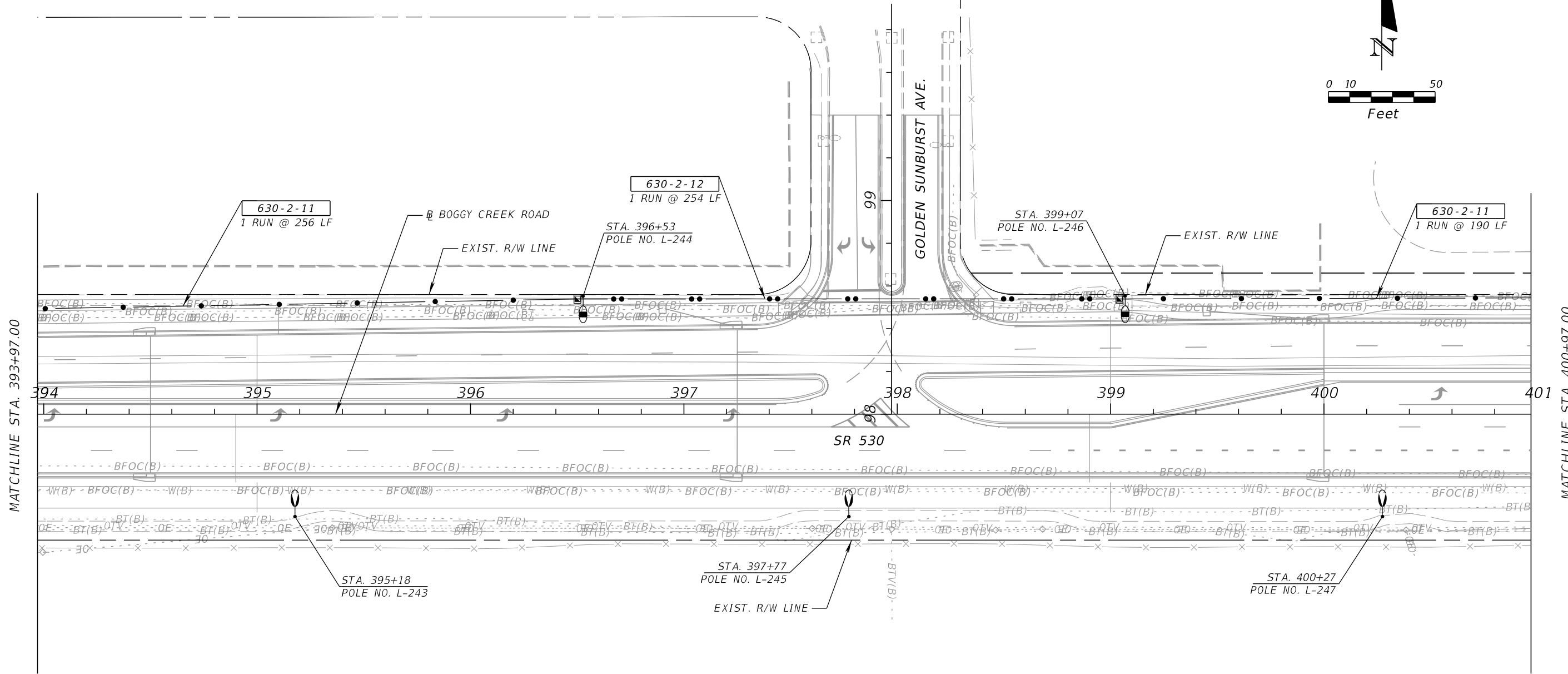
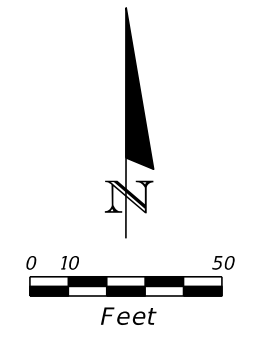


MATCHLINE STA. 386+97.00

MATCHLINE STA. 393+97.00

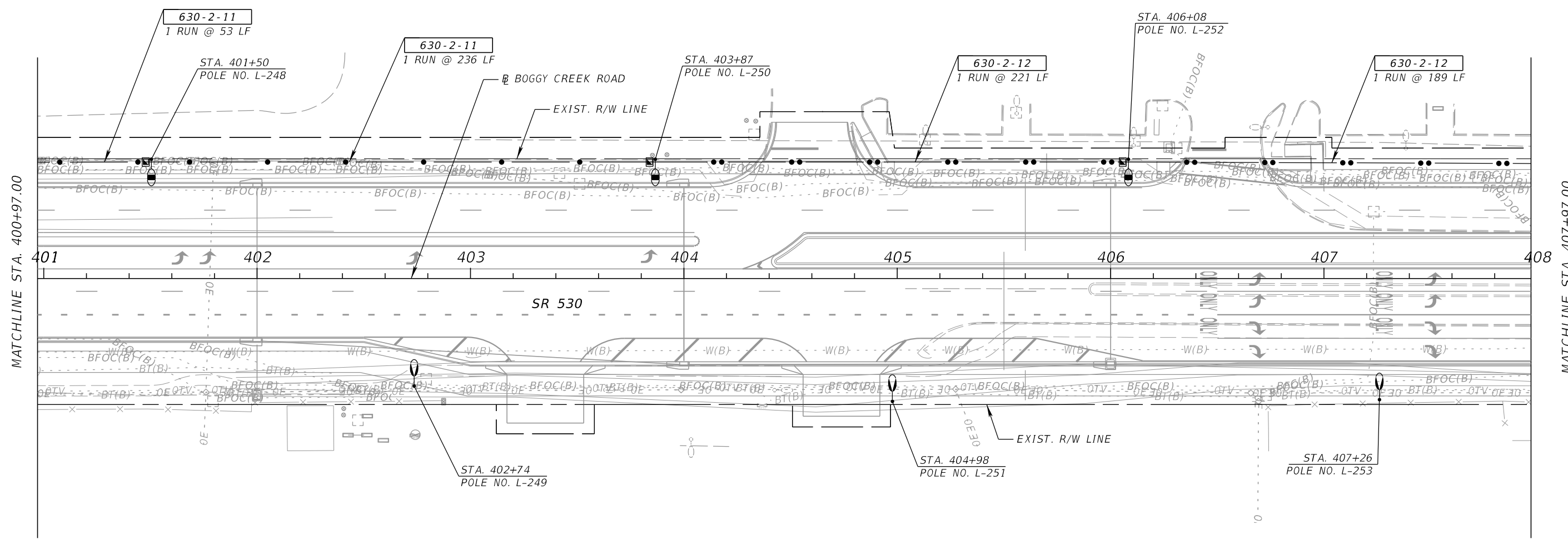
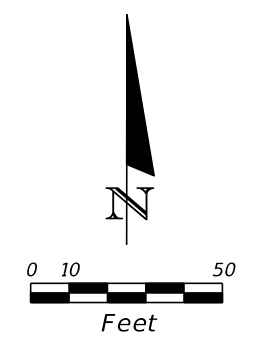
REVISIONS				BAHMAN BEHZADI, P.E. P.E. LICENSE NUMBER 53636 DEWBERRY ENGINEERS 800 NORTH MAGNOLIA AVE., SUITE 1000 ORLANDO, FL 32803	OSCEOLA COUNTY TRANSPORTATION & TRANSIT			<b>LIGHTING PLAN</b>	SHEET NO.  L - 55
DATE	DESCRIPTION	DATE	DESCRIPTION		ROAD NO.	COUNTY	PROJECT NO.		
					530	OSCEOLA	PS-20-11479-DG		

THE OFFICIAL RECORD OF THIS SHEET IS THE ELECTRONIC FILE DIGITALLY SIGNED AND SEALED UNDER RULE 61G15-23.004, F.A.C.

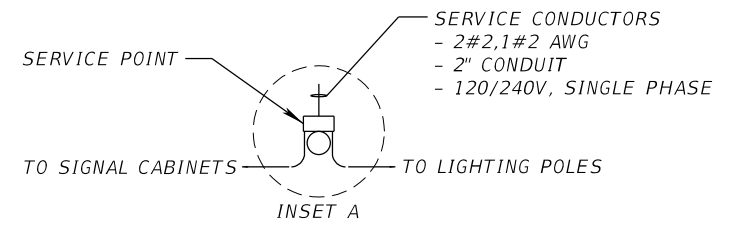
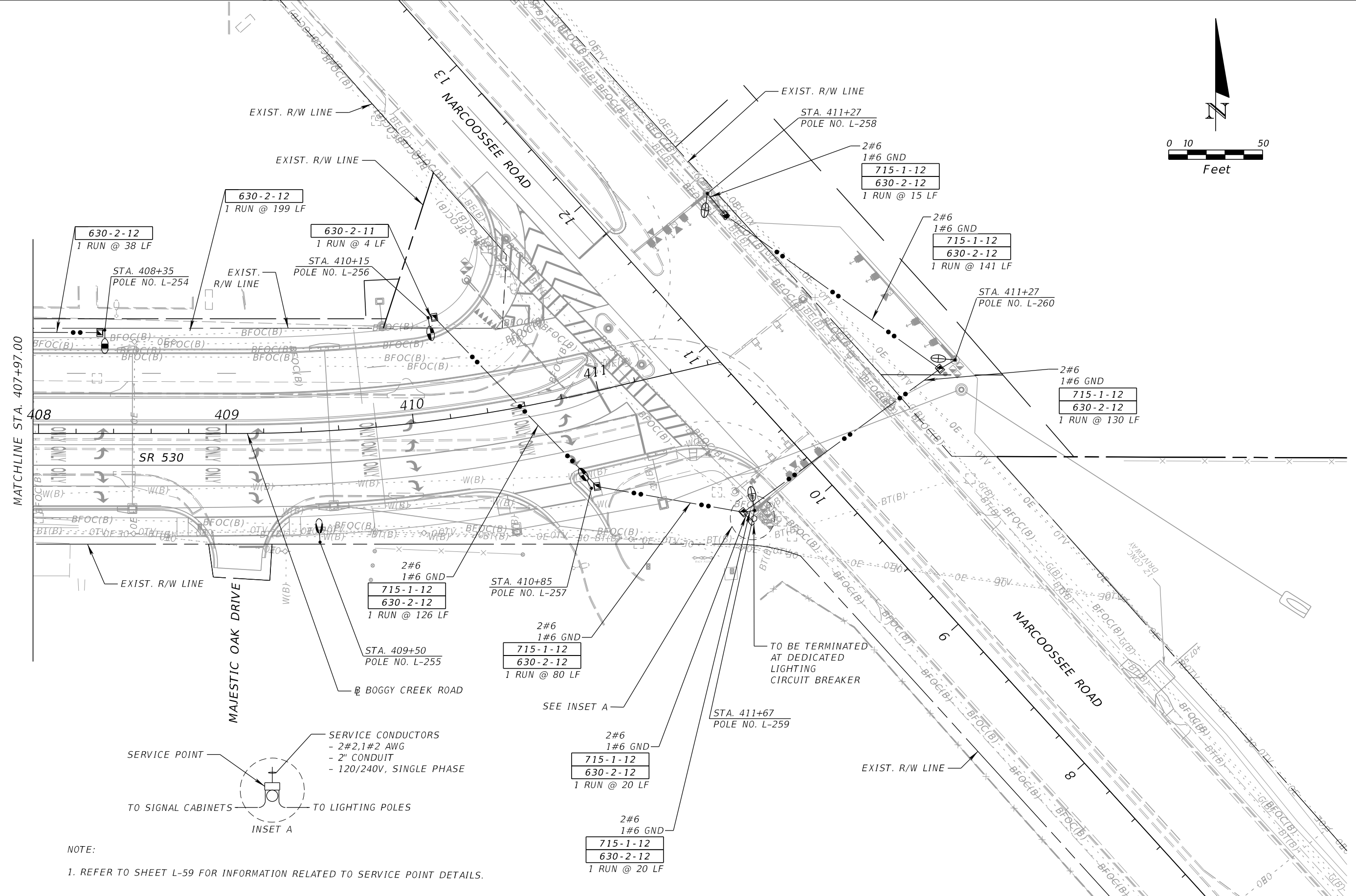
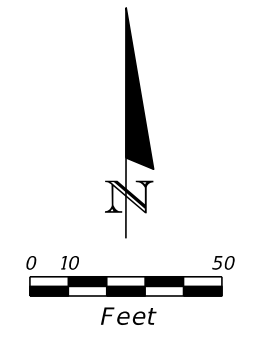


REVISIONS				BAHMAN BEHZADI, P.E. P.E. LICENSE NUMBER 53636 DEWBERRY ENGINEERS 800 NORTH MAGNOLIA AVE., SUITE 1000 ORLANDO, FL 32803	OSCEOLA COUNTY TRANSPORTATION & TRANSIT			<b>LIGHTING PLAN</b>	SHEET NO.  L-56
DATE	DESCRIPTION	DATE	DESCRIPTION		ROAD NO.	COUNTY	PROJECT NO.		
				530	OSCEOLA	PS-20-11479-DG			





REVISIONS				BAHMAN BEHZADI, P.E. P.E. LICENSE NUMBER 53636 DEWBERRY ENGINEERS 800 NORTH MAGNOLIA AVE., SUITE 1000 ORLANDO, FL 32803	OSCEOLA COUNTY TRANSPORTATION & TRANSIT			<b>LIGHTING PLAN</b>	SHEET NO.  L - 57
DATE	DESCRIPTION	DATE	DESCRIPTION		ROAD NO.	COUNTY	PROJECT NO.		
				530	OSCEOLA	PS-20-11479-DG			



NOTE:  
1. REFER TO SHEET L-59 FOR INFORMATION RELATED TO SERVICE POINT DETAILS.

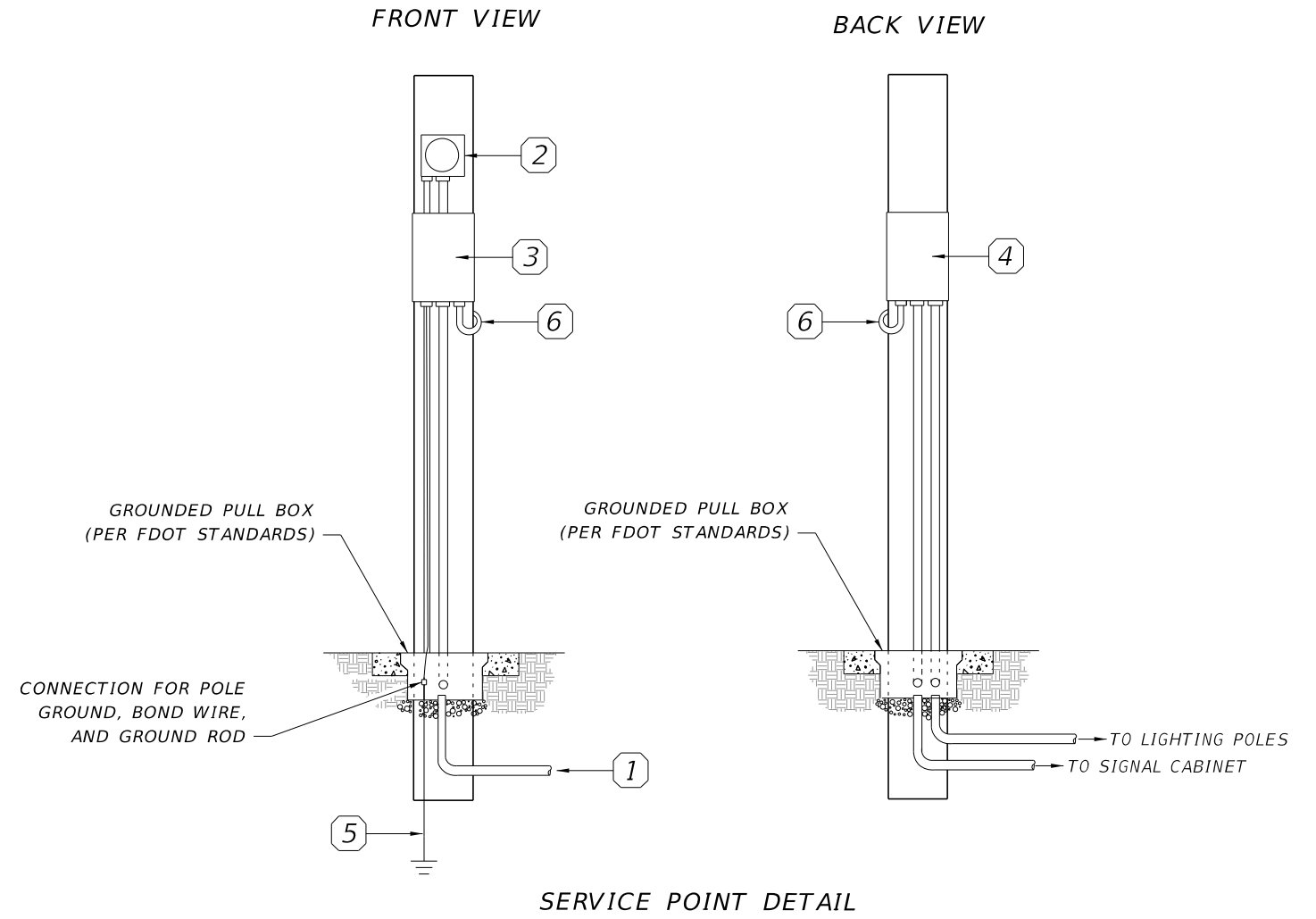
REVISIONS				BAHMAN BEHZADI, P.E. P.E. LICENSE NUMBER 53636 DEWBERRY ENGINEERS 800 NORTH MAGNOLIA AVE., SUITE 1000 ORLANDO, FL 32803	OSCEOLA COUNTY TRANSPORTATION & TRANSIT			<b>LIGHTING PLAN</b> SHEET NO. <b>L-58</b>
DATE	DESCRIPTION	DATE	DESCRIPTION		ROAD NO.	COUNTY	PROJECT NO.	
				530	OSCEOLA	PS-20-11479-DG		

**GENERAL NOTES:**

- 1- SEE LIGHTING PLAN SHEETS FOR APPROXIMATE LOCATION OF THE POINT OF CONNECTION. COORDINATE WITH THE LOCAL POWER COMPANY FOR THE SERVICE SOURCE AND POINT OF CONNECTION, EXACT LOCATIONS AND THE NECESSARY REQUIREMENTS FOR A COMPLETE AND OPERATIONAL INSTALLATION.
- 2- ELECTRICAL ENCLOSURE SHALL BE FACTORY ASSEMBLED AND TESTED PRIOR TO SHIPMENT TO THE PROJECT SITE FOR INSTALLATION. ALL COMPONENT DEVICES SHALL BE UL LISTED AND LABELED.
- 3- CONTRACTOR SHALL BE FULLY RESPONSIBLE TO INSTALL THE ENTIRE SYSTEM IN ACCORDANCE WITH THE LATEST REQUIREMENTS OF THE NEC, LOCAL POWER COMPANY, AND DESIGN REQUIREMENTS.
- 4- PULL BOX, CONDUCTOR, AND CONDUIT QUANTITIES AND SIZES VARY, REFER TO LIGHTING PLAN SHEETS FOR ADDITIONAL INFORMATION.

**REFERENCE NOTES:**

- ① 120/240V, SINGLE PHASE, 3-WIRE, UNDERGROUND POWER SERVICE, USING PVC CONDUITS FOR UNDERGROUND AND RGS FOR THE ABOVE GROUND INSTALLATIONS.
- ② METER SOCKET AND GROUNDING BY CONTRACTOR PER POWER COMPANY'S REQUIREMENTS, METER BY POWER COMPANY.
- ③ SERVICE-ENTRANCE RATED FUSED DISCONNECT SWITCH, NEMA 3R, 100A RATED, USING 60A TIME DELAY FUSES.
- ④ NEMA 3R ALUMINUM ENCLOSURE, INCLUDING NEMA 1 MAIN BREAKER LOAD CENTER 100A RATED WITH 10 SPACES INCLUDING REQUIRED CIRCUIT BREAKERS, NEUTRAL AND GROUND BUS BARS, H-O-A SELECTOR SWITCH, FUSE HOLDER AND 2A FUSE, 100A RATED CONTACTOR, SURGE PROTECTION DEVICE (SPD), AND PHOTOCCELL.
- ⑤ PROVIDE MAIN GROUNDING AND BONDING SYSTEM AT THE POWER SERVICE-ENTRANCE LOCATION PER NEC AND FDOT STANDARDS AND SPECIFICATIONS.
- ⑥ FLEXIBLE WATERTIGHT CONDUIT BETWEEN DISCONNECT SWITCH AND ALUMINUM ENCLOSURE.



120/240V, 1PH, 3W WITH GROUND BUS				PANELBOARD SCHEDULE				100 AMPS, MCB NEMA 1 ENCLOSURE				
POS. NO	POLE	BKR	LOAD	POS. NO.	POLE	BKR	LOAD	POS. NO.	POLE	BKR	LOAD	
1	1	40	SIGNALIZATION	2	2	20	LIGHTING					
3				4								
5	2	30	SPD	6								
7												
9												

- 1- ALL BRANCH BREAKERS SHALL BE 10K AMPS FULLY RATED INTERRUPTING CAPACITY.
- 2- USE SURGE PROTECTION DEVICE (SPD), TYPE 1 OR 2, PRE-WIRED WITH NO.10AWG CONDUCTORS CONNECTED TO A 30A/2-POLE CIRCUIT BREAKER. SPD SHALL BE UL 1449 LATEST EDITION, FOR ALL MODES OF PROTECTION.
- 3- CONTRACTOR IS TO PROVIDE TYPEWRITTEN PANELBOARD CIRCUIT DIRECTORY.

REVISIONS				BAHMAN BEHZADI, P.E. P.E. LICENSE NUMBER 53636 DEWBERRY ENGINEERS 800 NORTH MAGNOLIA AVE., SUITE 1000 ORLANDO, FL 32803	STATE OF FLORIDA DEPARTMENT OF TRANSPORTATION			<b>SERVICE POINT DETAILS</b>	SHEET NO.
DATE	DESCRIPTION	DATE	DESCRIPTION		ROAD NO.	COUNTY	FINANCIAL PROJECT ID		
					530	OSCEOLA	PS2011-4-79-DG		L-59