

OSCEOLA COUNTY, FLORIDA

TRANSPORTATION AND TRANSIT

CONSTRUCTION PLANS FOR

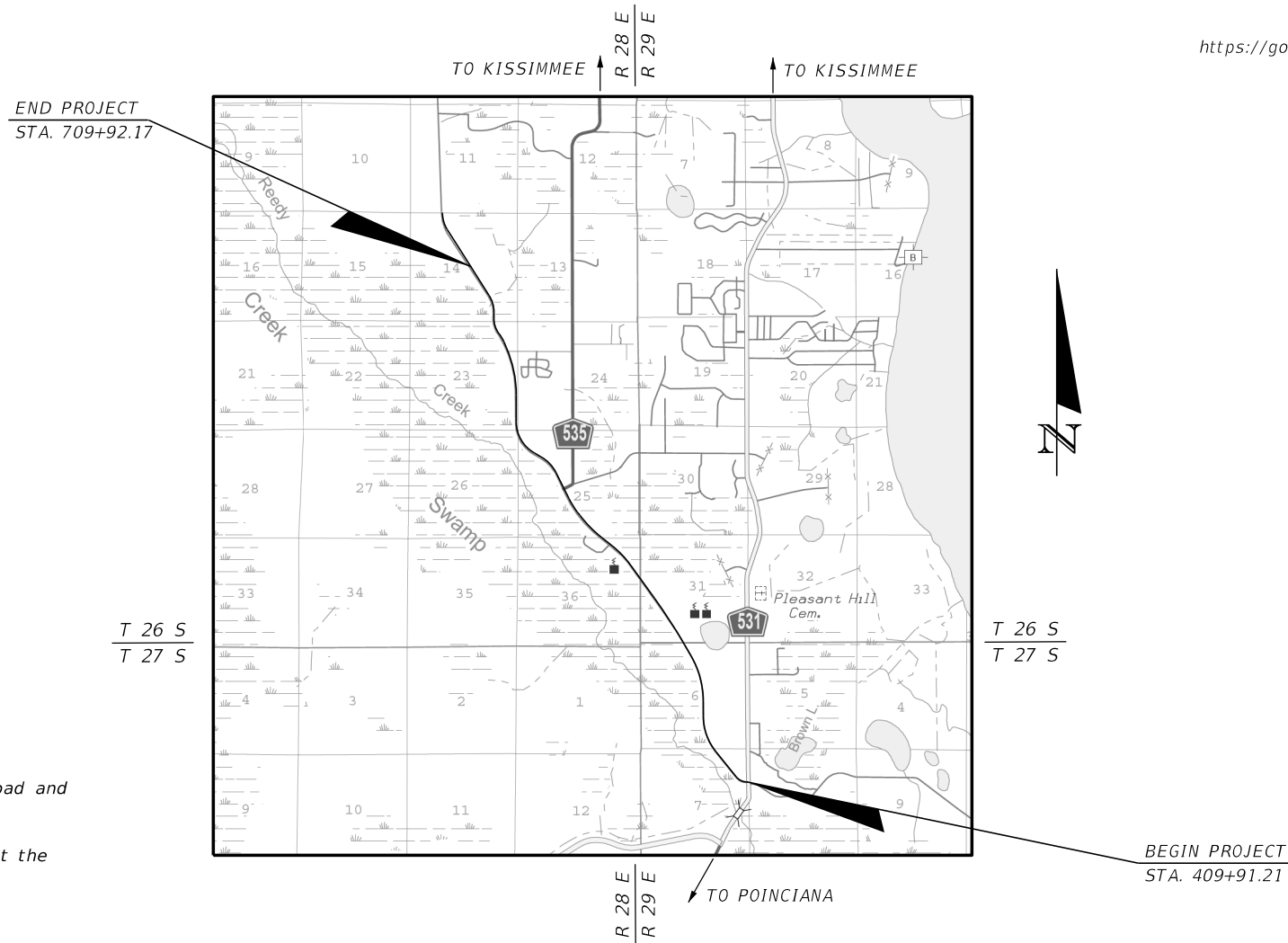
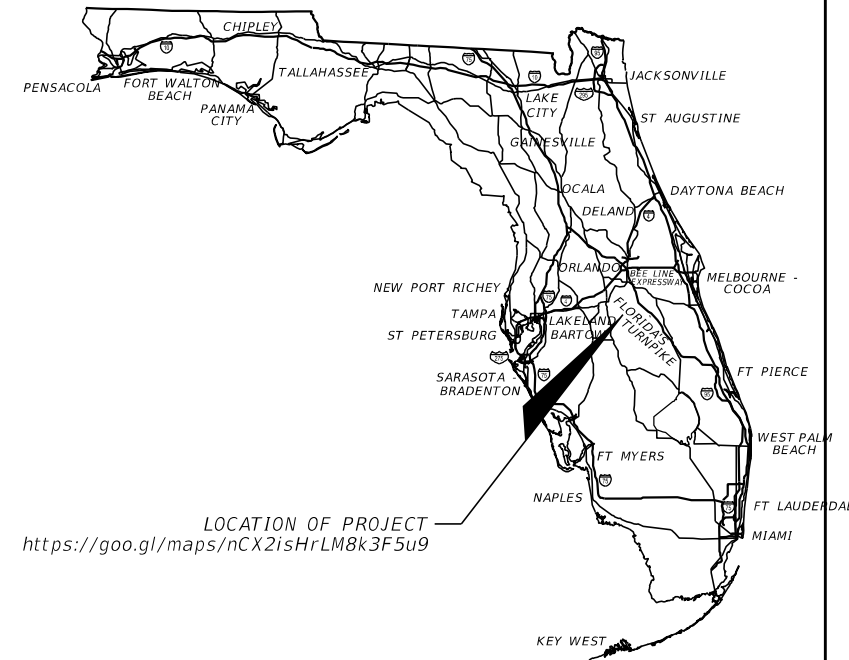
POINCIANA BLVD. WIDENING

PS-20-11503-DG

SIGNING AND PAVEMENT MARKING PLANS

INDEX OF SIGNING AND PAVEMENT MARKING PLANS

SHEET NO.	SHEET DESCRIPTION
S-1	KEY SHEET
S-2	SIGNATURE SHEET
S-3 - S-8	TABULATION OF QUANTITIES
S-9	GENERAL NOTES
S-10 - S-14	PROJECT LAYOUT
S-15 - S-61	SIGNING AND PAVEMENT MARKING PLAN
S-62 - S-66	GUIDE SIGN WORK SHEET



SIGNING AND PAVEMENT MARKING PLANS
ENGINEER OF RECORD:

SUSANNE S. WILLIAMS, P.E.
P.E. NO.: 49486
TRAFFIC ENGINEERING DATA SOLUTIONS, INC.
80 SPRING VISTA DRIVE
DEBARY, FL 32713

COUNTY PROJECT MANAGER:

STEVEN KANE, P.E.

SURVEYORS OF RECORD:

RIGHT-OF-WAY MAPPING
W. TURNER WALLIS, IV, P.S.M.-LS3967

DESIGN/TOPOGRAPHIC SURVEY
SCOT A. CARPENTER, P.S.M.-LS6177

VERTICAL DATUM:

NAVD88

SHEET NO.

S-1

S:\Workspaces\FDOT\Worksets\FDOT\11386-Poinciana Blvd-Consor\20016800000\SigningAndMarking\KEYSSPOT1.dgn

THE OFFICIAL RECORD OF THIS SHEET IS THE ELECTRONIC FILE DIGITALLY SIGNED AND SEALED UNDER RULE 61G15-23.004, F.A.C.

GOVERNING STANDARD PLANS:

Florida Department of Transportation, FY 2022-23 Standard Plans for Road and Bridge Construction and applicable Interim Revisions (IRs).

Standard Plans for Road Construction and associated IRs are available at the following website: <http://www.fdot.gov/design/standardplans>

APPLICABLE IRs: NA

Standard Plans for Bridge Construction are included in the Structures Plans Component


GOVERNING STANDARD SPECIFICATIONS:

Florida Department of Transportation, January 2022 Standard Specifications for Road and Bridge Construction at the following website: <http://www.fdot.gov/programmanagement/Implemented/SpecBooks>

TABULATION OF QUANTITIES

PAY ITEM NO.	DESCRIPTION	UNIT	SHEET NUMBERS														TOTAL THIS SHEET			
			S-15		S-16		S-17		S-18		S-19		S-20		S-21		S-22		PLAN	FINAL
			PLAN	FINAL	PLAN	FINAL	PLAN	FINAL	PLAN	FINAL	PLAN	FINAL	PLAN	FINAL	PLAN	FINAL	PLAN	FINAL		
700-1-11	SINGLE POST SIGN, F&I, GROUND MOUNT, <12 SF	AS	1		7		1		3		1		1		2		8		24	
700-1-12	SINGLE POST SIGN, F&I, GROUND MOUNT, 12-20 SF	AS					1		2				2				1		6	
700-1-13	SINGLE POST SIGN, F&I, GROUND MOUNT, 21-30 SF	AS																		
700-1-14	SINGLE POST SIGN, F&I GROUND MOUNT, 31+ SF	AS																		
700-1-50	SINGLE POST SIGN, RELOCATE	AS																		
700-1-60	SINGLE POST SIGN REMOVAL	AS	2		7		7		5		1		4				3		29	
700-2-13	MULTI- POST SIGN, F&I GROUND MOUNT, 21-30 SF	AS																		
700-2-14	MULTI- POST SIGN, F&I GROUND MOUNT, 31-50 SF	AS	1						1		1								3	
700-2-15	MULTI- POST SIGN, F&I GROUND MOUNT, 51-100 SF	AS							1										1	
700-2-50	MULTI-POST SIGN, RELOCATE	AS																		
700-2-60	MULTI-POST SIGN, REMOVE	AS							2										2	
700-13-15	RETROREFLECTIVE SIGN STRIP- FURNISH AND INSTALL, 5'	EA					1		1				1		2		6		11	
705-10-1	OBJECT MARKER, TYPE 3	EA	1		4												3		8	
705-11-2	DELINEATOR, NON-FLEXIBLE	EA							2						2		2		6	
706-1-3	RETRO-REFLECTIVE PAVEMENT MARKERS																			
	W-R	EA	17		142		113		79		37		71		58		149		666	
	Y-R	EA	28		18		22		62				72		6		6		214	
	MD-W				26														26	
	MD-Y				51												92		143	
710-90	PAINTED PAVEMENT MARKINGS, FINAL SURFACE	LS																		
*	PAINTED PAVEMENT MARKINGS, STANDARD, WHITE, SOLID, 6"	GM	0.151		0.715		0.587		0.540		0.561		0.547		0.522		0.713		4.336	
*	PAINTED PAVEMENT MARKINGS, STANDARD, WHITE, SOLID FOR INTERCHANGE AND URBAN ISLAND, 8"	GM			0.056										0.094				0.150	
*	PAINTED PAVEMENT MARKINGS, STANDARD, WHITE, SOLID FOR CROSSWALK AND ROUNDABOUT, 12"	LF	156				138		164				160				148		766	
*	PAINTED PAVEMENT MARKINGS, STANDARD, WHITE, SOLID FOR DIAGONAL OR CHEVRON, 18"	LF	32		42				64						106				244	
*	PAINTED PAVEMENT MARKINGS, STANDARD, WHITE, SOLID FOR STOP LINE OR CROSSWALK, 24"	LF			232		15		18				13				30		308	
*	PAINTED PAVEMENT MARKINGS, STANDARD, WHITE, SKIP, 10-30 OR 3-9 SKIP, 6" WIDE	GM			0.299		0.178		0.280		0.282		0.277		0.280		0.303		1.899	
*	PAINTED PAVEMENT MARKING, STANDARD, WHITE, 3'-9' SKIP DROP LINE AND APPROACH TO TOLL PLAZA, 12" WIDE,	GM			0.947														0.947	
*	PAINTED PAVEMENT MARKINGS, STANDARD, WHITE, 2-4 DOTTED GUIDELINE/ 6-10 DOTTED EXTENSION, 6"	GM	0.050		0.125		0.131		0.073				0.057		0.107		0.016		0.559	
*	PAINTED PAVEMENT MARKINGS, STANDARD, WHITE, ARROWS	EA	4		19		13		6				3		12		15		72	
*	PAINTED PAVEMENT MARKINGS, STANDARD, YELLOW, SOLID, 6"	GM	0.226		0.314		0.274		0.379		0.281		0.382		0.286		0.230		2.372	
*	PAINTED PAVEMENT MARKINGS, STANDARD, YELLOW, SOLID FOR DIAGONAL OR CHEVRON, 18"	LF	88		59		20		192				250		12				621	
*	PAINTED PAVEMENT MARKINGS, STANDARD, YELLOW, 2-4 DOTTED GUIDELINE/ 6-10 DOTTED EXTENSION, 6"	GM															0.067		0.067	
*	PAINTED PAVEMENT MARKINGS, STANDARD, YELLOW, ISLAND NOSE	SF			32														32	
711-11-102	THERMOPLASTIC, STANDARD, WHITE, SOLID, 8" FOR INTERCHANGE AND URBAN ISLAND	GM			0.056										0.094				0.150	
711-11-123	THERMOPLASTIC, STANDARD, WHITE, SOLID, 12" FOR CROSSWALK AND ROUNDABOUT	LF	156				138		164				160				148		766	
711-11-124	THERMOPLASTIC, STANDARD, WHITE, SOLID, 18" FOR DIAGONALS AND CHEVRONS	LF	32		42				64						106				244	
711-11-125	THERMOPLASTIC, STANDARD, WHITE, SOLID, 24" FOR STOP LINE AND CROSSWALK	LF			232		15		18				13				30		308	
711-11-141	THERMOPLASTIC, STANDARD, WHITE, 2-4 DOTTED GUIDELINE/6-10 GAP EXTENSION, 6"	GM	0.050		0.125		0.131		0.073				0.057		0.107		0.016		0.559	
711-11-160	THERMOPLASTIC, STANDARD, WHITE, MESSAGE OR SYMBOL ONLY	EA																		
711-11-170	THERMOPLASTIC, STANDARD, WHITE, ARROW	EA	4		19		13		6				3		12		15		72	
711-11-224	THERMOPLASTIC, STANDARD, YELLOW, SOLID, 18" FOR DIAGONAL OR CHEVRON	LF	88		59		20		192				250		12				621	
711-11-241	THERMOPLASTIC, STANDARD, YELLOW, 2-4 DOTTED GUIDELINE/6-10 DOTTED EXTENSION LINE, 6"	GM															0.067		0.067	
711-14-123	THERMOPLASTIC, PREFORMED, WHITE, SOLID, 12" FOR CROSSWALK	LF			443														443	
711-14-125	THERMOPLASTIC, PREFORMED, WHITE, SOLID, 24" FOR CROSSWALK	LF			406														406	
711-14-160	THERMOPLASTIC, PREFORMED, WHITE, MESSAGE	EA					3		3		1		1		3		3		14	
711-14-170	THERMOPLASTIC, PREFORMED, WHITE, ARROW	EA					3		3		1		1		3		3		14	
711-15-133	THERMOPLASTIC, STANDARD-OPEN GRADED ASPHALT SURFACES, WHITE, SKIP, 12" - APPROACH TO TOLL PLAZA OR 3-9 LANE DROP	GM			0.947														0.947	
711-16-101	THERMOPLASTIC, STANDARD-OTHER SURFACES, WHITE, SOLID, 6"	GM	0.151		0.715		0.587		0.540		0.561		0.547		0.522		0.713		4.336	
711-16-131	THERMOPLASTIC, OTHER SURFACES, WHITE, SKIP, 6" 10-30 SKIP OR 3-9 LANE DROP	GM			0.299		0.178		0.280		0.282		0.277		0.280		0.303		1.899	
711-16-201	THERMOPLASTIC, STANDARD-OTHER SURFACES, YELLOW, SOLID, 6"	GM	0.226		0.314		0.274		0.379		0.281		0.382		0.286		0.230		2.372	
711-17-1	THERMOPLASTIC, REMOVE EXISTING THERMOPLASTIC PAVEMENT MARKINGS- SURFACE TO REMAIN	SF							33										33	

* THESE QUANTITIES ARE PAID FOR UNDER PAINTED PAVEMENT MARKINGS (FINAL SURFACE), LUMP SUM - ITEM NO. 710-90. THE QUANTITIES SHOWN ARE FOR ONE APPLICATION, SEE SPECIFICATION 710 FOR THE NUMBER OF APPLICATIONS REQUIRED.

REVISIONS				SUSANNE S. WILLIAMS, P.E. LICENSE NUMBER 49486 TRAFFIC ENGINEERING DATA SOLUTIONS, INC. 80 SPRING VISTA DRIVE DEBARY, FLORIDA 32713	 OSCEOLA COUNTY TRANSPORTATION AND TRANSIT 1 Courthouse Square, Suite 3100 Kissimmee, Florida 34741 (407) 742-0552 Fax:(407) 742-0560	TABULATION OF QUANTITIES	SHEET NO.
DATE	DESCRIPTION	DATE	DESCRIPTION				S-3

THE OFFICIAL RECORD OF THIS SHEET IS THE ELECTRONIC FILE DIGITALLY SIGNED AND SEALED UNDER RULE 61G15-23.004, F.A.C.

TABULATION OF QUANTITIES

PAY ITEM NO.	DESCRIPTION	UNIT	SHEET NUMBERS																TOTAL THIS SHEET	
			S-23		S-24		S-25		S-26		S-27		S-28		S-29		S-30		PLAN	FINAL
			PLAN	FINAL	PLAN	FINAL	PLAN	FINAL	PLAN	FINAL	PLAN	FINAL	PLAN	FINAL	PLAN	FINAL	PLAN	FINAL		
700-1-11	SINGLE POST SIGN, F&I, GROUND MOUNT, <12 SF	AS	1				2		9							2			14	
700-1-12	SINGLE POST SIGN, F&I, GROUND MOUNT, 12-20 SF	AS	1																1	
700-1-13	SINGLE POST SIGN, F&I, GROUND MOUNT, 21-30 SF	AS																		
700-1-14	SINGLE POST SIGN, F&I GROUND MOUNT, 31+ SF	AS							1										1	
700-1-50	SINGLE POST SIGN, RELOCATE	AS	1																1	
700-1-60	SINGLE POST SIGN REMOVAL	AS	1						2						2				5	
700-2-13	MULTI- POST SIGN, F&I GROUND MOUNT, 21-30 SF	AS															1		1	
700-2-14	MULTI- POST SIGN, F&I GROUND MOUNT, 31-50 SF	AS																		
700-2-15	MULTI- POST SIGN, F&I GROUND MOUNT, 51-100 SF	AS																		
700-2-50	MULTI-POST SIGN, RELOCATE	AS	1																1	
700-2-60	MULTI-POST SIGN, REMOVE	AS															1		1	
700-13-15	RETROREFLECTIVE SIGN STRIP- FURNISH AND INSTALL, 5'	EA	1			2			6										9	
705-10-1	OBJECT MARKER, TYPE 3	EA							4										4	
705-11-2	DELINEATOR, NON-FLEXIBLE	EA							2										2	
706-1-3	RETRO-REFLECTIVE PAVEMENT MARKERS																			
	W-R	EA	68		37		37		125		37		37		37		37		415	
	Y-R	EA	32						12										44	
	MD-W																			
	MD-Y								92										92	
710-90	PAINTED PAVEMENT MARKINGS, FINAL SURFACE	LS																		
*	PAINTED PAVEMENT MARKINGS, STANDARD, WHITE, SOLID, 6"	GM	0.613		0.561		0.561		0.569		0.561		0.561		0.561		0.561		4.548	
*	PAINTED PAVEMENT MARKINGS, STANDARD, WHITE, SOLID FOR INTERCHANGE AND URBAN ISLAND, 8"	GM	0.010																0.010	
*	PAINTED PAVEMENT MARKINGS, STANDARD, WHITE, SOLID FOR CROSSWALK AND ROUNDABOUT, 12"	LF							180										180	
*	PAINTED PAVEMENT MARKINGS, STANDARD, WHITE, SOLID FOR DIAGONAL OR CHEVRON, 18"	LF																		
*	PAINTED PAVEMENT MARKINGS, STANDARD, WHITE, SOLID FOR STOP LINE OR CROSSWALK, 24"	LF	12						27										39	
*	PAINTED PAVEMENT MARKINGS, STANDARD, WHITE, SKIP, 10-30 OR 3-9 SKIP, 6" WIDE	GM	0.280		0.280		0.280		0.280		0.280		0.280		0.280		0.280		2.240	
*	PAINTED PAVEMENT MARKING, STANDARD, WHITE, 3'-9' SKIP DROP LINE AND APPROACH TO TOLL PLAZA, 12" WIDE,	GM																		
*	PAINTED PAVEMENT MARKINGS, STANDARD, WHITE, 2-4 DOTTED GUIDELINE/ 6-10 DOTTED EXTENSION, 6"	GM	0.057				0.015		0.073										0.145	
*	PAINTED PAVEMENT MARKINGS, STANDARD, WHITE, ARROWS	EA	3						11										14	
*	PAINTED PAVEMENT MARKINGS, STANDARD, YELLOW, SOLID, 6"	GM	0.354		0.280		0.280		0.265		0.280		0.280		0.280		0.280		2.299	
*	PAINTED PAVEMENT MARKINGS, STANDARD, YELLOW, SOLID FOR DIAGONAL OR CHEVRON, 18"	LF	111						29										140	
*	PAINTED PAVEMENT MARKINGS, STANDARD, YELLOW, 2-4 DOTTED GUIDELINE/ 6-10 DOTTED EXTENSION, 6"	GM							0.055										0.055	
*	PAINTED PAVEMENT MARKINGS, STANDARD, YELLOW, ISLAND NOSE	SF																		
711-11-102	THERMOPLASTIC, STANDARD, WHITE, SOLID, 8" FOR INTERCHANGE AND URBAN ISLAND	GM	0.010																0.010	
711-11-123	THERMOPLASTIC, STANDARD, WHITE, SOLID, 12" FOR CROSSWALK AND ROUNDABOUT	LF							180										180	
711-11-124	THERMOPLASTIC, STANDARD, WHITE, SOLID, 18" FOR DIAGONALS AND CHEVRONS	LF																		
711-11-125	THERMOPLASTIC, STANDARD, WHITE, SOLID, 24" FOR STOP LINE AND CROSSWALK	GM	12						27										39	
711-11-141	THERMOPLASTIC, STANDARD, WHITE, 2-4 DOTTED GUIDELINE/6-10 GAP EXTENSION, 6"	GM	0.057				0.015		0.073										0.145	
711-11-160	THERMOPLASTIC, STANDARD, WHITE, MESSAGE OR SYMBOL ONLY	EA																		
711-11-170	THERMOPLASTIC, STANDARD, WHITE, ARROW	EA	3						11										14	
711-11-224	THERMOPLASTIC, STANDARD, YELLOW, SOLID, 18" FOR DIAGONAL OR CHEVRON	LF	111						29										140	
711-11-241	THERMOPLASTIC, STANDARD, YELLOW, 2-4 DOTTED GUIDELINE/6-10 DOTTED EXTENSION LINE, 6"	GM							0.055										0.055	
711-14-123	THERMOPLASTIC, PREFORMED, WHITE, SOLID, 12" FOR CROSSWALK	LF																		
711-14-125	THERMOPLASTIC, PREFORMED, WHITE, SOLID, 24" FOR CROSSWALK	LF																		
711-14-160	THERMOPLASTIC, PREFORMED, WHITE, MESSAGE	EA	2				1		3		1		1		1				9	
711-14-170	THERMOPLASTIC, PREFORMED, WHITE, ARROW	EA	2				1		3		1		1		1				9	
711-15-133	THERMOPLASTIC, STANDARD-OPEN GRADED ASPHALT SURFACES, WHITE, SKIP, 12" - APPROACH TO TOLL PLAZA OR 3-9 LANE DROP	GM																		
711-16-101	THERMOPLASTIC, STANDARD-OTHER SURFACES, WHITE, SOLID, 6"	GM	0.613		0.561		0.561		0.569		0.561		0.561		0.561		0.561		4.548	
711-16-131	THERMOPLASTIC, OTHER SURFACES, WHITE, SKIP, 6" 10-30 SKIP OR 3-9 LANE DROP	GM	0.280		0.280		0.280		0.280		0.280		0.280		0.280		0.280		2.240	
711-16-201	THERMOPLASTIC, STANDARD-OTHER SURFACES, YELLOW, SOLID, 6"	GM	0.354		0.280		0.280		0.265		0.280		0.280		0.280		0.280		2.299	
711-17-1	THERMOPLASTIC, REMOVE EXISTING THERMOPLASTIC PAVEMENT MARKINGS- SURFACE TO REMAIN	SF																		

* THESE QUANTITIES ARE PAID FOR UNDER PAINTED PAVEMENT MARKINGS (FINAL SURFACE), LUMP SUM - ITEM NO. 710-90. THE QUANTITIES SHOWN ARE FOR ONE APPLICATION, SEE SPECIFICATION 710 FOR THE NUMBER OF APPLICATIONS REQUIRED.

REVISIONS				SUSANNE S. WILLIAMS, P.E. LICENSE NUMBER 49486 TRAFFIC ENGINEERING DATA SOLUTIONS, INC. 80 SPRING VISTA DRIVE DEBARY, FLORIDA 32713	 OSCEOLA COUNTY TRANSPORTATION AND TRANSIT 1 Courthouse Square, Suite 3100 Kissimmee, Florida 34741 (407) 742-0552 Fax:(407) 742-0560	TABULATION OF QUANTITIES	SHEET NO.
DATE	DESCRIPTION	DATE	DESCRIPTION				S-4

THE OFFICIAL RECORD OF THIS SHEET IS THE ELECTRONIC FILE DIGITALLY SIGNED AND SEALED UNDER RULE 61G15-23.004, F.A.C.

TABULATION OF QUANTITIES

PAY ITEM NO.	DESCRIPTION	UNIT	SHEET NUMBERS														TOTAL THIS SHEET			
			S-31		S-32		S-33		S-34		S-35		S-36		S-37		S-38		PLAN	FINAL
			PLAN	FINAL	PLAN	FINAL	PLAN	FINAL	PLAN	FINAL	PLAN	FINAL	PLAN	FINAL	PLAN	FINAL	PLAN	FINAL		
700-1-11	SINGLE POST SIGN, F&I, GROUND MOUNT, <12 SF	AS			7		2			8		5							22	
700-1-12	SINGLE POST SIGN, F&I, GROUND MOUNT, 12-20 SF	AS			1					2									3	
700-1-13	SINGLE POST SIGN, F&I, GROUND MOUNT, 21-30 SF	AS										1							1	
700-1-14	SINGLE POST SIGN, F&I GROUND MOUNT, 31+ SF	AS																		
700-1-50	SINGLE POST SIGN, RELOCATE	AS								1									1	
700-1-60	SINGLE POST SIGN REMOVAL	AS			3					2		2							7	
700-2-13	MULTI- POST SIGN, F&I GROUND MOUNT, 21-30 SF	AS										1							2	
700-2-14	MULTI- POST SIGN, F&I GROUND MOUNT, 31-50 SF	AS															1			
700-2-15	MULTI- POST SIGN, F&I GROUND MOUNT, 51-100 SF	AS																		
700-2-50	MULTI-POST SIGN, RELOCATE	AS																		
700-2-60	MULTI-POST SIGN, REMOVE	AS			1														1	
700-13-15	RETROREFLECTIVE SIGN STRIP- FURNISH AND INSTALL, 5'	EA			6		2			6		2							16	
705-10-1	OBJECT MARKER, TYPE 3	EA								3									3	
705-11-2	DELINEATOR, NON-FLEXIBLE	EA			2					2		2							6	
706-1-3	RETRO-REFLECTIVE PAVEMENT MARKERS																			
	W-R		37		125		37		37		128		88		49		37		538	
	Y-R										12		32						44	
	MD-W																			
	MD-Y				92						92								184	
710-90	PAINTED PAVEMENT MARKINGS, FINAL SURFACE	LS																		
*	PAINTED PAVEMENT MARKINGS, STANDARD, WHITE, SOLID, 6"	GM	0.561		0.564		0.561		0.561		0.535		0.476		0.561		0.561		4.380	
*	PAINTED PAVEMENT MARKINGS, STANDARD, WHITE, SOLID FOR INTERCHANGE AND URBAN ISLAND, 8"	GM										0.057		0.050					0.107	
*	PAINTED PAVEMENT MARKINGS, STANDARD, WHITE, SOLID FOR CROSSWALK AND ROUNDABOUT, 12"	LF			120		126						114						360	
*	PAINTED PAVEMENT MARKINGS, STANDARD, WHITE, SOLID FOR DIAGONAL OR CHEVRON, 18"	LF											120		83				203	
*	PAINTED PAVEMENT MARKINGS, STANDARD, WHITE, SOLID FOR STOP LINE OR CROSSWALK, 24"	LF			12						40		12						64	
*	PAINTED PAVEMENT MARKINGS, STANDARD, WHITE, SKIP, 10-30 OR 3-9 SKIP, 6" WIDE	GM	0.280		0.280		0.280		0.280		0.280		0.280		0.280		0.280		2.240	
*	PAINTED PAVEMENT MARKING, STANDARD, WHITE, 3'-9' SKIP DROP LINE AND APPROACH TO TOLL PLAZA, 12" WIDE,	GM																		
*	PAINTED PAVEMENT MARKINGS, STANDARD, WHITE, 2-4 DOTTED GUIDELINE/ 6-10 DOTTED EXTENSION, 6"	GM			0.079		0.010				0.073		0.073		0.016				0.251	
*	PAINTED PAVEMENT MARKINGS, STANDARD, WHITE, ARROWS	EA			10						11		6		1				28	
*	PAINTED PAVEMENT MARKINGS, STANDARD, YELLOW, SOLID, 6"	GM	0.280		0.217		0.280		0.280		0.308		0.333		0.280		0.280		2.258	
*	PAINTED PAVEMENT MARKINGS, STANDARD, YELLOW, SOLID FOR DIAGONAL OR CHEVRON, 18"	LF									62		53						115	
*	PAINTED PAVEMENT MARKINGS, STANDARD, YELLOW, 2-4 DOTTED GUIDELINE/ 6-10 DOTTED EXTENSION, 6"	GM			0.061						0.045								0.106	
*	PAINTED PAVEMENT MARKINGS, STANDARD, YELLOW, ISLAND NOSE	SF																		
711-11-102	THERMOPLASTIC, STANDARD, WHITE, SOLID, 8" FOR INTERCHANGE AND URBAN ISLAND	GM											0.057		0.050				0.107	
711-11-123	THERMOPLASTIC, STANDARD, WHITE, SOLID, 12" FOR CROSSWALK AND ROUNDABOUT	LF			120		126						114						360	
711-11-124	THERMOPLASTIC, STANDARD, WHITE, SOLID, 18" FOR DIAGONALS AND CHEVRONS	LF											120		83				203	
711-11-125	THERMOPLASTIC, STANDARD, WHITE, SOLID, 24" FOR STOP LINE AND CROSSWALK	LF			12						40		12						64	
711-11-141	THERMOPLASTIC, STANDARD, WHITE, 2-4 DOTTED GUIDELINE/6-10 GAP EXTENSION, 6"	GM			0.079		0.010				0.073		0.073		0.016				0.251	
711-11-160	THERMOPLASTIC, STANDARD, WHITE, MESSAGE OR SYMBOL ONLY	EA																		
711-11-170	THERMOPLASTIC, STANDARD, WHITE, ARROW	EA			10						11		6		1				28	
711-11-224	THERMOPLASTIC, STANDARD, YELLOW, SOLID, 18" FOR DIAGONAL OR CHEVRON	LF									62		53						115	
711-11-241	THERMOPLASTIC, STANDARD, YELLOW, 2-4 DOTTED GUIDELINE/6-10 DOTTED EXTENSION LINE, 6"	GM			0.061						0.045								0.106	
711-14-123	THERMOPLASTIC, PREFORMED, WHITE, SOLID, 12" FOR CROSSWALK	LF																		
711-14-125	THERMOPLASTIC, PREFORMED, WHITE, SOLID, 24" FOR CROSSWALK	LF																		
711-14-160	THERMOPLASTIC, PREFORMED, WHITE, MESSAGE	EA	2		3		1		2		3				2		1		14	
711-14-170	THERMOPLASTIC, PREFORMED, WHITE, ARROW	EA	2		3		1		2		3				2		1		14	
711-15-133	THERMOPLASTIC, STANDARD-OPEN GRADED ASPHALT SURFACES, WHITE, SKIP, 12" - APPROACH TO TOLL PLAZA OR 3-9 LANE DROP	GM																		
711-16-101	THERMOPLASTIC, STANDARD-OTHER SURFACES, WHITE, SOLID, 6"	GM	0.561		0.564		0.561		0.561		0.535		0.476		0.561		0.561		4.380	
711-16-131	THERMOPLASTIC, OTHER SURFACES, WHITE, SKIP, 6" 10-30 SKIP OR 3-9 LANE DROP	GM	0.280		0.280		0.280		0.280		0.280		0.280		0.280		0.280		2.240	
711-16-201	THERMOPLASTIC, STANDARD-OTHER SURFACES, YELLOW, SOLID, 6"	GM	0.280		0.217		0.280		0.280		0.308		0.333		0.280		0.280		2.258	
711-17-1	THERMOPLASTIC, REMOVE EXISTING THERMOPLASTIC PAVEMENT MARKINGS- SURFACE TO REMAIN	SF																		

* THESE QUANTITIES ARE PAID FOR UNDER PAINTED PAVEMENT MARKINGS (FINAL SURFACE), LUMP SUM - ITEM NO. 710-90. THE QUANTITIES SHOWN ARE FOR ONE APPLICATION, SEE SPECIFICATION 710 FOR THE NUMBER OF APPLICATIONS REQUIRED.

REVISIONS				SUSANNE S. WILLIAMS, P.E. LICENSE NUMBER 49486 TRAFFIC ENGINEERING DATA SOLUTIONS, INC. 80 SPRING VISTA DRIVE DEBARY, FLORIDA 32713	 OSCEOLA COUNTY TRANSPORTATION AND TRANSIT 1 Courthouse Square, Suite 3100 Kissimmee, Florida 34741 (407) 742-0552 Fax:(407) 742-0560	TABULATION OF QUANTITIES	SHEET NO.
DATE	DESCRIPTION	DATE	DESCRIPTION				S-5

THE OFFICIAL RECORD OF THIS SHEET IS THE ELECTRONIC FILE DIGITALLY SIGNED AND SEALED UNDER RULE 61G15-23.004, F.A.C.

TABULATION OF QUANTITIES

PAY ITEM NO.	DESCRIPTION	UNIT	SHEET NUMBERS														TOTAL THIS SHEET			
			S-39		S-40		S-41		S-42		S-43		S-44		S-45		S-46		PLAN	FINAL
			PLAN	FINAL	PLAN	FINAL	PLAN	FINAL	PLAN	FINAL	PLAN	FINAL	PLAN	FINAL	PLAN	FINAL	PLAN	FINAL		
700-1-11	SINGLE POST SIGN, F&I, GROUND MOUNT, <12 SF	AS			9		3					1		5		5		1		24
700-1-12	SINGLE POST SIGN, F&I, GROUND MOUNT, 12-20 SF	AS																		
700-1-13	SINGLE POST SIGN, F&I, GROUND MOUNT, 21-30 SF	AS																		
700-1-14	SINGLE POST SIGN, F&I GROUND MOUNT, 31+ SF	AS																		1
700-1-50	SINGLE POST SIGN, RELOCATE	AS																		
700-1-60	SINGLE POST SIGN REMOVAL	AS					2									1		1		4
700-2-13	MULTI- POST SIGN, F&I GROUND MOUNT, 21-30 SF	AS							1											1
700-2-14	MULTI- POST SIGN, F&I GROUND MOUNT, 31-50 SF	AS																		
700-2-15	MULTI- POST SIGN, F&I GROUND MOUNT, 51-100 SF	AS																		
700-2-50	MULTI-POST SIGN, RELOCATE	AS																		
700-2-60	MULTI-POST SIGN, REMOVE	AS																		
700-13-15	RETROREFLECTIVE SIGN STRIP- FURNISH AND INSTALL, 5'	EA			6		2						4		4					16
705-10-1	OBJECT MARKER, TYPE 3	EA			5								1		2					8
705-11-2	DELINEATOR, NON-FLEXIBLE	EA			2								1		1					4
706-1-3	RETRO-REFLECTIVE PAVEMENT MARKERS																			
	W-R		37		162		47		37		37		81		81		34			516
	Y-R	EA			6										16					22
	MD-W																			
	MD-Y				92								46		46					184
710-90	PAINTED PAVEMENT MARKINGS, FINAL SURFACE	LS																		
*	PAINTED PAVEMENT MARKINGS, STANDARD, WHITE, SOLID, 6"	GM	0.548		0.717		0.598		0.530		0.561		0.502		0.569		0.500			4.525
*	PAINTED PAVEMENT MARKINGS, STANDARD, WHITE, SOLID FOR INTERCHANGE AND URBAN ISLAND, 8"	GM																		
*	PAINTED PAVEMENT MARKINGS, STANDARD, WHITE, SOLID FOR CROSSWALK AND ROUNDABOUT, 12"	LF											56		110					166
*	PAINTED PAVEMENT MARKINGS, STANDARD, WHITE, SOLID FOR DIAGONAL OR CHEVRON, 18"	LF																		
*	PAINTED PAVEMENT MARKINGS, STANDARD, WHITE, SOLID FOR STOP LINE OR CROSSWALK, 24"	LF			119										39					158
*	PAINTED PAVEMENT MARKINGS, STANDARD, WHITE, SKIP, 10-30 OR 3-9 SKIP, 6" WIDE	GM	0.280		0.181		0.280		0.265		0.280		0.265		0.265		0.250			2.066
*	PAINTED PAVEMENT MARKING, STANDARD, WHITE, 3'-9' SKIP DROP LINE AND APPROACH TO TOLL PLAZA, 12" WIDE,	GM																		
*	PAINTED PAVEMENT MARKINGS, STANDARD, WHITE, 2-4 DOTTED GUIDELINE/ 6-10 DOTTED EXTENSION, 6"	GM	0.032		0.035		0.016						0.073		0.016					0.172
*	PAINTED PAVEMENT MARKINGS, STANDARD, WHITE, ARROWS	EA			16		3						5		3					27
*	PAINTED PAVEMENT MARKINGS, STANDARD, YELLOW, SOLID, 6"	GM	0.280		0.240		0.280		0.265		0.280		0.250		0.266		0.250			2.112
*	PAINTED PAVEMENT MARKINGS, STANDARD, YELLOW, SOLID FOR DIAGONAL OR CHEVRON, 18"	LF																		
*	PAINTED PAVEMENT MARKINGS, STANDARD, YELLOW, 2-4 DOTTED GUIDELINE/ 6-10 DOTTED EXTENSION, 6"	GM					0.016						0.020		0.031					0.067
*	PAINTED PAVEMENT MARKINGS, STANDARD, YELLOW, ISLAND NOSE	SF																		
711-11-102	THERMOPLASTIC, STANDARD, WHITE, SOLID, 8" FOR INTERCHANGE AND URBAN ISLAND	GM																		
711-11-123	THERMOPLASTIC, STANDARD, WHITE, SOLID, 12" FOR CROSSWALK AND ROUNDABOUT	LF											56		110					166
711-11-124	THERMOPLASTIC, STANDARD, WHITE, SOLID, 18" FOR DIAGONALS AND CHEVRONS	LF																		
711-11-125	THERMOPLASTIC, STANDARD, WHITE, SOLID, 24" FOR STOP LINE AND CROSSWALK	LF			119										39					158
711-11-141	THERMOPLASTIC, STANDARD, WHITE, 2-4 DOTTED GUIDELINE/6-10 GAP EXTENSION, 6"	GM	0.032		0.035		0.016						0.073		0.016					0.172
711-11-160	THERMOPLASTIC, STANDARD, WHITE, MESSAGE OR SYMBOL	EA																		
	ONLY	EA																		
711-11-170	THERMOPLASTIC, STANDARD, WHITE, ARROW	EA			16		3						5		3					27
711-11-224	THERMOPLASTIC, STANDARD, YELLOW, SOLID, 18" FOR DIAGONAL OR CHEVRON	LF																		
711-11-241	THERMOPLASTIC, STANDARD, YELLOW, 2-4 DOTTED GUIDELINE/6-10 DOTTED EXTENSION LINE, 6"	GM					0.016						0.020		0.031					0.067
711-14-123	THERMOPLASTIC, PREFORMED, WHITE, SOLID, 12" FOR CROSSWALK	LF			155															155
711-14-125	THERMOPLASTIC, PREFORMED, WHITE, SOLID, 24" FOR CROSSWALK	LF			135															135
711-14-160	THERMOPLASTIC, PREFORMED, WHITE, MESSAGE	EA	2		5				2		2		2		1					14
711-14-170	THERMOPLASTIC, PREFORMED, WHITE, ARROW	EA	2		5				2		2		2		1					14
711-15-133	THERMOPLASTIC, STANDARD-OPEN GRADED ASPHALT SURFACES, WHITE, SKIP, 12" - APPROACH TO TOLL PLAZA OR 3-9 LANE DROP	GM																		
711-16-101	THERMOPLASTIC, STANDARD-OTHER SURFACES, WHITE, SOLID, 6"	GM	0.548		0.738		0.598		0.530		0.561		0.502		0.569		0.500			4.546
711-16-131	THERMOPLASTIC, OTHER SURFACES, WHITE, SKIP, 6" 10-30 SKIP OR 3-9 LANE DROP	GM	0.280		0.181		0.280		0.265		0.280		0.265		0.265		0.250			2.066
711-16-201	THERMOPLASTIC, STANDARD-OTHER SURFACES, YELLOW, SOLID, 6"	GM	0.280		0.240		0.280		0.265		0.280		0.250		0.266		0.250			2.112
711-17-1	THERMOPLASTIC, REMOVE EXISTING THERMOPLASTIC PAVEMENT MARKINGS- SURFACE TO REMAIN	SF																		

* THESE QUANTITIES ARE PAID FOR UNDER PAINTED PAVEMENT MARKINGS (FINAL SURFACE), LUMP SUM - ITEM NO. 710-90. THE QUANTITIES SHOWN ARE FOR ONE APPLICATION, SEE SPECIFICATION 710 FOR THE NUMBER OF APPLICATIONS REQUIRED.

REVISIONS				SUSANNE S. WILLIAMS, P.E. LICENSE NUMBER 49486 TRAFFIC ENGINEERING DATA SOLUTIONS, INC. 80 SPRING VISTA DRIVE DEBARY, FLORIDA 32713	 OSCEOLA COUNTY TRANSPORTATION AND TRANSIT 1 Courthouse Square, Suite 3100 Kissimmee, Florida 34741 (407) 742-0552 Fax:(407) 742-0560	TABULATION OF QUANTITIES	SHEET NO.
DATE	DESCRIPTION	DATE	DESCRIPTION				S-6

THE OFFICIAL RECORD OF THIS SHEET IS THE ELECTRONIC FILE DIGITALLY SIGNED AND SEALED UNDER RULE 61G15-23.004, F.A.C.

TABULATION OF QUANTITIES

PAY ITEM NO.	DESCRIPTION	UNIT	SHEET NUMBERS														TOTAL THIS SHEET			
			S-47		S-48		S-49		S-50		S-51		S-52		S-53		S-54		PLAN	FINAL
			PLAN	FINAL	PLAN	FINAL	PLAN	FINAL	PLAN	FINAL	PLAN	FINAL	PLAN	FINAL	PLAN	FINAL	PLAN	FINAL		
700-1-11	SINGLE POST SIGN, F&I, GROUND MOUNT, <12 SF	AS							3		5		4		1				13	
700-1-12	SINGLE POST SIGN, F&I, GROUND MOUNT, 12-20 SF	AS																		
700-1-13	SINGLE POST SIGN, F&I, GROUND MOUNT, 21-30 SF	AS							1										1	
700-1-14	SINGLE POST SIGN, F&I GROUND MOUNT, 31+ SF	AS									1								1	
700-1-50	SINGLE POST SIGN, RELOCATE	AS																		
700-1-60	SINGLE POST SIGN REMOVAL	AS							1		1				1				3	
700-2-13	MULTI- POST SIGN, F&I GROUND MOUNT, 21-30 SF	AS																		
700-2-14	MULTI- POST SIGN, F&I GROUND MOUNT, 31-50 SF	AS																		
700-2-15	MULTI- POST SIGN, F&I GROUND MOUNT, 51-100 SF	AS																		
700-2-50	MULTI-POST SIGN, RELOCATE	AS																		
700-2-60	MULTI-POST SIGN, REMOVE	AS																		
700-13-15	RETROREFLECTIVE SIGN STRIP- FURNISH AND INSTALL, 5'	EA							1		4		4						9	
705-10-1	OBJECT MARKER, TYPE 3	EA									3								3	
705-11-2	DELINEATOR, NON-FLEXIBLE	EA							2		1		1						4	
706-1-3	RETRO-REFLECTIVE PAVEMENT MARKERS																			
	W-R	EA	34		35		35		84		96		80		37		37		438	
	Y-R	EA							74		4								78	
	MD-W																			
	MD-Y										46		46						92	
710-90	PAINTED PAVEMENT MARKINGS, FINAL SURFACE	LS																		
*	PAINTED PAVEMENT MARKINGS, STANDARD, WHITE, SOLID, 6"	GM	0.515		0.530		0.530		0.487		0.554		0.573		0.561		0.545		4.295	
*	PAINTED PAVEMENT MARKINGS, STANDARD, WHITE, SOLID FOR INTERCHANGE AND URBAN ISLAND, 8"	GM							0.060		0.052								0.112	
*	PAINTED PAVEMENT MARKINGS, STANDARD, WHITE, SOLID FOR CROSSWALK AND ROUNDABOUT, 12"	LF							148		174								322	
*	PAINTED PAVEMENT MARKINGS, STANDARD, WHITE, SOLID FOR DIAGONAL OR CHEVRON, 18"	LF							124		90								214	
*	PAINTED PAVEMENT MARKINGS, STANDARD, WHITE, SOLID FOR STOP LINE OR CROSSWALK, 24"	LF							13		25								38	
*	PAINTED PAVEMENT MARKINGS, STANDARD, WHITE, SKIP, 10-30 OR 3-9 SKIP, 6" WIDE	GM	0.258		0.265		0.265		0.265		0.265		0.265		0.280		0.273		2.136	
*	PAINTED PAVEMENT MARKING, STANDARD, WHITE, 3'-9' SKIP DROP LINE AND APPROACH TO TOLL PLAZA, 12" WIDE,	GM																		
*	PAINTED PAVEMENT MARKINGS, STANDARD, WHITE, 2-4 DOTTED GUIDELINE/ 6-10 DOTTED EXTENSION, 6"	GM							0.057		0.089		0.016						0.162	
*	PAINTED PAVEMENT MARKINGS, STANDARD, WHITE, ARROWS	EA							6		8		6						20	
*	PAINTED PAVEMENT MARKINGS, STANDARD, YELLOW, SOLID, 6"	GM	0.258		0.265		0.265		0.382		0.254		0.267		0.280		0.273		2.244	
*	PAINTED PAVEMENT MARKINGS, STANDARD, YELLOW, SOLID FOR DIAGONAL OR CHEVRON, 18"	LF							211		89								300	
*	PAINTED PAVEMENT MARKINGS, STANDARD, YELLOW, 2-4 DOTTED GUIDELINE/ 6-10 DOTTED EXTENSION, 6"	GM									0.051		0.008						0.059	
*	PAINTED PAVEMENT MARKINGS, STANDARD, YELLOW, ISLAND NOSE	SF							73										73	
711-11-102	THERMOPLASTIC, STANDARD, WHITE, SOLID, 8" FOR INTERCHANGE AND URBAN ISLAND	GM							0.060		0.052								0.112	
711-11-123	THERMOPLASTIC, STANDARD, WHITE, SOLID, 12" FOR CROSSWALK AND ROUNDABOUT	LF							148		174								322	
711-11-124	THERMOPLASTIC, STANDARD, WHITE, SOLID, 18" FOR DIAGONALS AND CHEVRONS	LF							124		90								214	
711-11-125	THERMOPLASTIC, STANDARD, WHITE, SOLID, 24" FOR STOP LINE AND CROSSWALK	LF							13		25								38	
711-11-141	THERMOPLASTIC, STANDARD, WHITE, 2-4 DOTTED GUIDELINE/6-10 GAP EXTENSION, 6"	GM							0.057		0.089		0.016						0.162	
711-11-160	THERMOPLASTIC, STANDARD, WHITE, MESSAGE OR SYMBOL	EA																		
	ONLY	EA													2				2	
711-11-170	THERMOPLASTIC, STANDARD, WHITE, ARROW	EA							6		8		6						20	
711-11-224	THERMOPLASTIC, STANDARD, YELLOW, SOLID, 18" FOR DIAGONAL OR CHEVRON	LF							211		89								300	
711-11-241	THERMOPLASTIC, STANDARD, YELLOW, 2-4 DOTTED GUIDELINE/6-10 DOTTED EXTENSION LINE, 6"	GM									0.051		0.008						0.059	
711-14-123	THERMOPLASTIC, PREFORMED, WHITE, SOLID, 12" FOR CROSSWALK	LF																		
711-14-125	THERMOPLASTIC, PREFORMED, WHITE, SOLID, 24" FOR CROSSWALK	LF																		
711-14-160	THERMOPLASTIC, PREFORMED, WHITE, MESSAGE	EA								1			1		2				9	
711-14-170	THERMOPLASTIC, PREFORMED, WHITE, ARROW	EA								1			1		2				9	
711-15-133	THERMOPLASTIC, STANDARD-OPEN GRADED ASPHALT SURFACES, WHITE, SKIP, 12" - APPROACH TO TOLL PLAZA OR 3-9 LANE DROP	GM																		
711-16-101	THERMOPLASTIC, STANDARD-OTHER SURFACES, WHITE, SOLID, 6"	GM	0.515		0.530		0.530		0.487		0.554		0.573		0.561		0.545		4.295	
711-16-131	THERMOPLASTIC, OTHER SURFACES, WHITE, SKIP, 6" 10-30 SKIP OR 3-9 LANE DROP	GM	0.258		0.265		0.265		0.265		0.265		0.265		0.280		0.273		2.136	
711-16-201	THERMOPLASTIC, STANDARD-OTHER SURFACES, YELLOW, SOLID, 6"	GM	0.258		0.265		0.265		0.382		0.254		0.267		0.280		0.273		2.244	
711-17-1	THERMOPLASTIC, REMOVE EXISTING THERMOPLASTIC PAVEMENT MARKINGS- SURFACE TO REMAIN	SF																		

* THESE QUANTITIES ARE PAID FOR UNDER PAINTED PAVEMENT MARKINGS (FINAL SURFACE), LUMP SUM - ITEM NO. 710-90. THE QUANTITIES SHOWN ARE FOR ONE APPLICATION, SEE SPECIFICATION 710 FOR THE NUMBER OF APPLICATIONS REQUIRED.

REVISIONS				SUSANNE S. WILLIAMS, P.E. LICENSE NUMBER 49486 TRAFFIC ENGINEERING DATA SOLUTIONS, INC. 80 SPRING VISTA DRIVE DEBARY, FLORIDA 32713	 OSCEOLA COUNTY TRANSPORTATION AND TRANSIT 1 Courthouse Square, Suite 3100 Kissimmee, Florida 34741 (407) 742-0552 Fax:(407) 742-0560	TABULATION OF QUANTITIES	SHEET NO.
DATE	DESCRIPTION	DATE	DESCRIPTION				S-7

THE OFFICIAL RECORD OF THIS SHEET IS THE ELECTRONIC FILE DIGITALLY SIGNED AND SEALED UNDER RULE 61G15-23.004, F.A.C.

TABULATION OF QUANTITIES

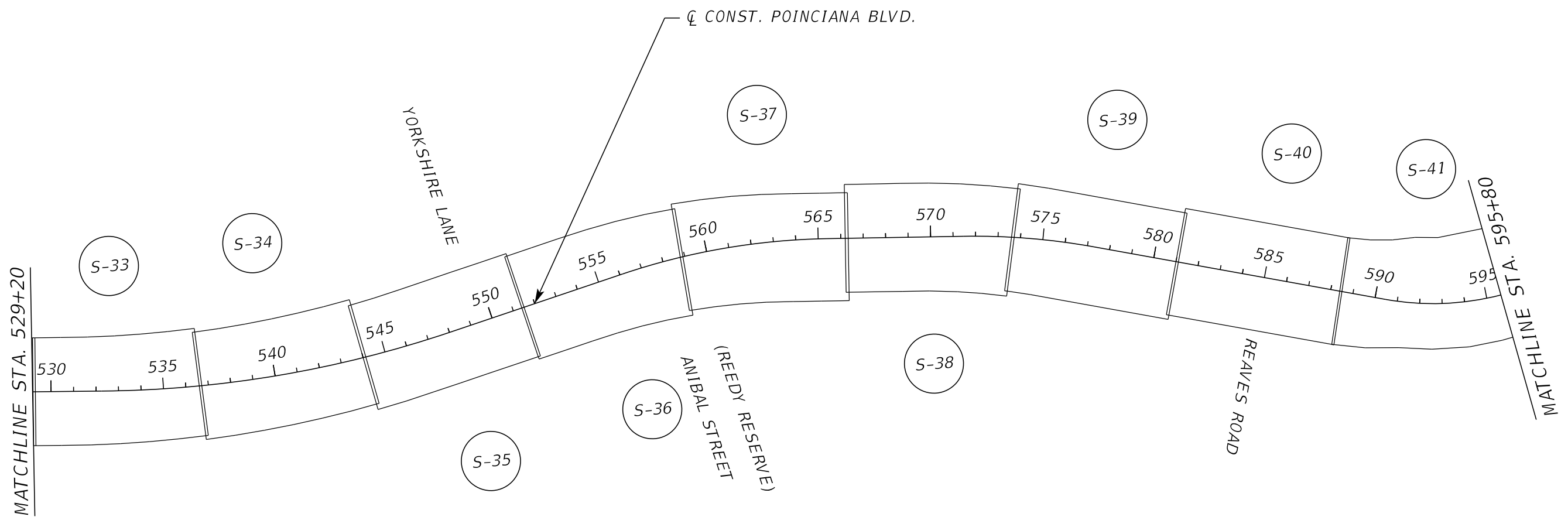
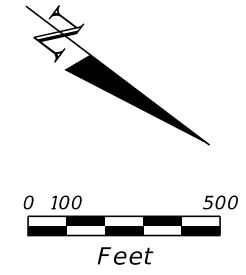
PAY ITEM NO.	DESCRIPTION	UNIT	SHEET NUMBERS												TOTAL THIS SHEET		GRAND TOTAL			
			S-55		S-56		S-57		S-58		S-59		S-60		S-61		PLAN	FINAL	PLAN	FINAL
			PLAN	FINAL	PLAN	FINAL	PLAN	FINAL	PLAN	FINAL	PLAN	FINAL	PLAN	FINAL						
700-1-11	SINGLE POST SIGN, F&I, GROUND MOUNT, <12 SF	AS							1				2		2		5		102	
700-1-12	SINGLE POST SIGN, F&I, GROUND MOUNT, 12-20 SF	AS																	10	
700-1-13	SINGLE POST SIGN, F&I, GROUND MOUNT, 21-30 SF	AS																	2	
700-1-14	SINGLE POST SIGN, F&I GROUND MOUNT, 31+ SF	AS																	3	
700-1-50	SINGLE POST SIGN, RELOCATE	AS																	2	
700-1-60	SINGLE POST SIGN REMOVAL	AS					5		1				5		1		12		60	
700-2-13	MULTI- POST SIGN, F&I GROUND MOUNT, 21-30 SF	AS																	4	
700-2-14	MULTI- POST SIGN, F&I GROUND MOUNT, 31-50 SF	AS																	3	
700-2-15	MULTI- POST SIGN, F&I GROUND MOUNT, 51-100 SF	AS											1				1		2	
700-2-50	MULTI-POST SIGN, RELOCATE	AS																	1	
700-2-60	MULTI-POST SIGN, REMOVE	AS																	4	
700-13-15	RETROREFLECTIVE SIGN STRIP- FURNISH AND INSTALL, 5'	EA																	61	
705-10-1	OBJECT MARKER, TYPE 3	EA																	26	
705-11-2	DELINEATOR, NON-FLEXIBLE	EA																	22	
706-1-3	RETRO-REFLECTIVE PAVEMENT MARKERS																			
	W-R		34		34			34		18			2		55		12		188	
	Y-R	EA																	3884	
	MD-W																			
	MD-Y																			
710-90	PAINTED PAVEMENT MARKINGS, FINAL SURFACE	LS																	1	
*	PAINTED PAVEMENT MARKINGS, STANDARD, WHITE, SOLID, 6"	GM	0.515		0.515			0.507		0.266			0.034		0.208		0.092		2.137	
*	PAINTED PAVEMENT MARKINGS, STANDARD, WHITE, SOLID FOR INTERCHANGE AND URBAN ISLAND, 8"	GM																	0.379	
*	PAINTED PAVEMENT MARKINGS, STANDARD, WHITE, SOLID FOR CROSSWALK AND ROUNDABOUT, 12"	LF																	1794	
*	PAINTED PAVEMENT MARKINGS, STANDARD, WHITE, SOLID FOR DIAGONAL OR CHEVRON, 18"	LF																	661	
*	PAINTED PAVEMENT MARKINGS, STANDARD, WHITE, SOLID FOR STOP LINE OR CROSSWALK, 24"	LF																	607	
*	PAINTED PAVEMENT MARKINGS, STANDARD, WHITE, SKIP, 10-30 OR 3-9 SKIP, 6" WIDE	GM	0.258		0.258			0.254		0.133			0.017		0.219		0.092		1.231	
*	PAINTED PAVEMENT MARKING, STANDARD, WHITE, 3'-9' SKIP DROP LINE AND APPROACH TO TOLL PLAZA, 12" WIDE,	GM														0.851		0.851	1.798	
*	PAINTED PAVEMENT MARKINGS, STANDARD, WHITE, 2-4 DOTTED GUIDELINE/ 6-10 DOTTED EXTENSION, 6"	GM												0.068		0.092		0.160	1.449	
*	PAINTED PAVEMENT MARKINGS, STANDARD, WHITE, ARROWS	EA												8		2		10	171	
*	PAINTED PAVEMENT MARKINGS, STANDARD, YELLOW, SOLID, 6"	GM	0.258		0.258			0.254		0.133			0.017		0.118		0.092		1.130	
*	PAINTED PAVEMENT MARKINGS, STANDARD, YELLOW, SOLID FOR DIAGONAL OR CHEVRON, 18"	LF																	1176	
*	PAINTED PAVEMENT MARKINGS, STANDARD, YELLOW, 2-4 DOTTED GUIDELINE/ 6-10 DOTTED EXTENSION, 6"	GM																	0.354	
*	PAINTED PAVEMENT MARKINGS, STANDARD, YELLOW, ISLAND NOSE	SF																	105	
711-11-102	THERMOPLASTIC, STANDARD, WHITE, SOLID, 8" FOR INTERCHANGE AND URBAN ISLAND	GM																	0.379	
711-11-123	THERMOPLASTIC, STANDARD, WHITE, SOLID, 12" FOR CROSSWALK AND ROUNDABOUT	LF																	1794	
711-11-124	THERMOPLASTIC, STANDARD, WHITE, SOLID, 18" FOR DIAGONALS AND CHEVRONS	LF																	661	
711-11-125	THERMOPLASTIC, STANDARD, WHITE, SOLID, 24" FOR STOP LINE AND CROSSWALK	LF																	607	
711-11-141	THERMOPLASTIC, STANDARD, WHITE, 2-4 DOTTED GUIDELINE/6-10 GAP EXTENSION, 6"	GM												0.068		0.092		0.160	1.449	
711-11-160	THERMOPLASTIC, STANDARD, WHITE, MESSAGE OR SYMBOL	EA																		
	ONLY	EA	2		2														6	
711-11-170	THERMOPLASTIC, STANDARD, WHITE, ARROW	EA												8		2		10	171	
711-11-224	THERMOPLASTIC, STANDARD, YELLOW, SOLID, 18" FOR DIAGONAL OR CHEVRON	LF																	1176	
711-11-241	THERMOPLASTIC, STANDARD, YELLOW, 2-4 DOTTED GUIDELINE/6-10 DOTTED EXTENSION LINE, 6"	GM																	0.354	
711-14-123	THERMOPLASTIC, PREFORMED, WHITE, SOLID, 12" FOR CROSSWALK	LF																	598	
711-14-125	THERMOPLASTIC, PREFORMED, WHITE, SOLID, 24" FOR CROSSWALK	LF																	541	
711-14-160	THERMOPLASTIC, PREFORMED, WHITE, MESSAGE	EA	2		2				1										5	
711-14-170	THERMOPLASTIC, PREFORMED, WHITE, ARROW	EA	2		2				1										5	
711-15-133	THERMOPLASTIC, STANDARD-OPEN GRADED ASPHALT SURFACES, WHITE, SKIP, 12" - APPROACH TO TOLL PLAZA OR 3-9 LANE DROP	GM														0.851		0.851	1.798	
711-16-101	THERMOPLASTIC, STANDARD-OTHER SURFACES, WHITE, SOLID, 6"	GM	0.515		0.515			0.507		0.266			0.034		0.208		0.092		2.137	
711-16-131	THERMOPLASTIC, OTHER SURFACES, WHITE, SKIP, 6" 10-30 SKIP OR 3-9 LANE DROP	GM	0.258		0.258			0.248		0.133			0.017		0.219		0.092		1.231	
711-16-201	THERMOPLASTIC, STANDARD-OTHER SURFACES, YELLOW, SOLID, 6"	GM	0.258		0.258			0.254		0.133			0.017		0.118		0.092		1.130	
711-17-1	THERMOPLASTIC, REMOVE EXISTING THERMOPLASTIC PAVEMENT MARKINGS- SURFACE TO REMAIN	SF																	33	

* THESE QUANTITIES ARE PAID FOR UNDER PAINTED PAVEMENT MARKINGS (FINAL SURFACE), LUMP SUM - ITEM NO. 710-90. THE QUANTITIES SHOWN ARE FOR ONE APPLICATION, SEE SPECIFICATION 710 FOR THE NUMBER OF APPLICATIONS REQUIRED.

REVISIONS				SUSANNE S. WILLIAMS, P.E. LICENSE NUMBER 49486 TRAFFIC ENGINEERING DATA SOLUTIONS, INC. 80 SPRING VISTA DRIVE DEBARY, FLORIDA 32713	 OSCEOLA COUNTY TRANSPORTATION AND TRANSIT 1 Courthouse Square, Suite 3100 Kissimmee, Florida 34741 (407) 742-0552 Fax:(407) 742-0560	TABULATION OF QUANTITIES	SHEET NO.
DATE	DESCRIPTION	DATE	DESCRIPTION				S-8

THE OFFICIAL RECORD OF THIS SHEET IS THE ELECTRONIC FILE DIGITALLY SIGNED AND SEALED UNDER RULE 61G15-23.004, F.A.C.

2/20/2023 2:53:28 PM 10211 S:\Workspaces\VDOT\Worksets\VDOT\1386-Poinciana Blvd-Consor\20016800000\SigningAndMarking\PLANSPO1.dgn



REVISIONS			
DATE	DESCRIPTION	DATE	DESCRIPTION

SUSANNE S. WILLIAMS, P.E.
 LICENSE NUMBER 49486
 TRAFFIC ENGINEERING DATA SOLUTIONS, INC.
 80 SPRING VISTA DRIVE
 DEBARY, FLORIDA 32713

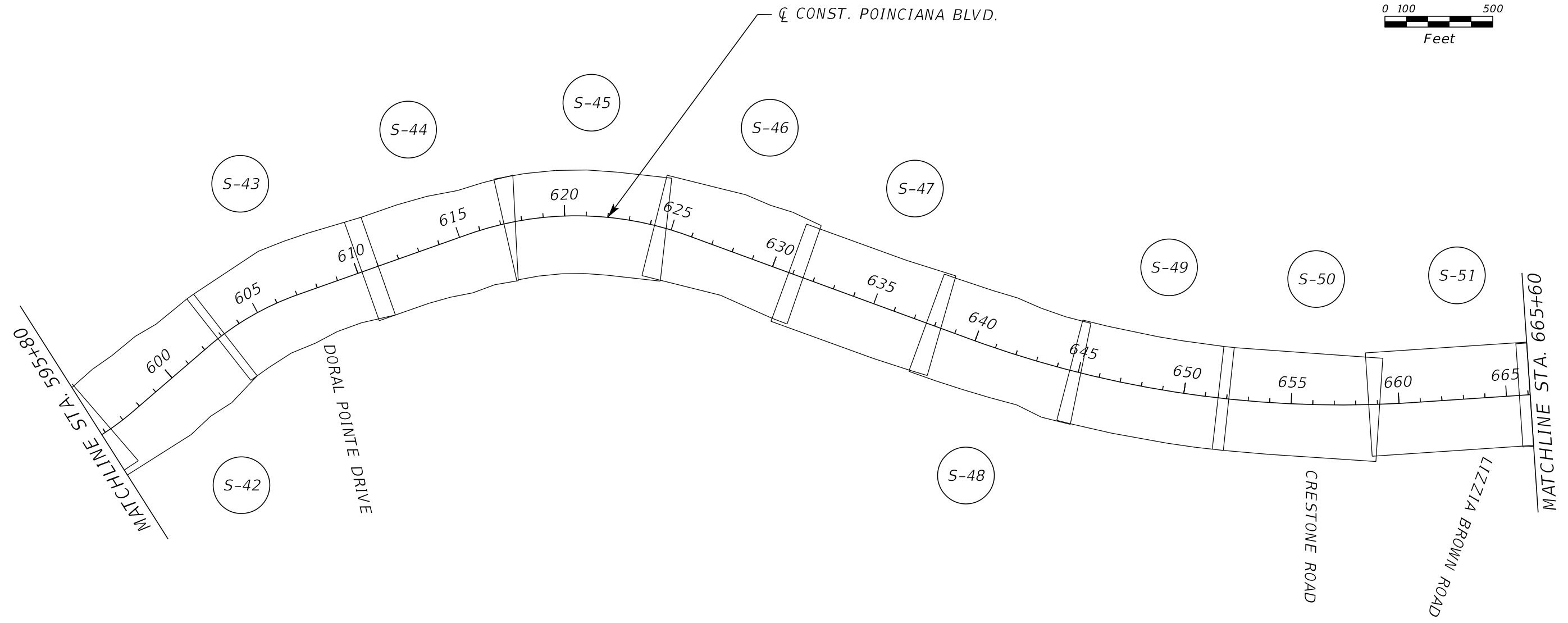
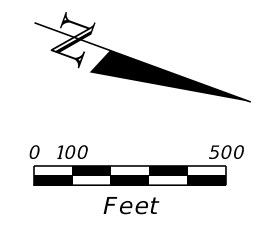


**OSCEOLA COUNTY
 TRANSPORTATION AND TRANSIT**
 1 Courthouse Square, Suite 3100
 Kissimmee, Florida 34741
 (407) 742-0552 Fax:(407) 742-0560

PROJECT LAYOUT

SHEET NO.
S-12

THE OFFICIAL RECORD OF THIS SHEET IS THE ELECTRONIC FILE DIGITALLY SIGNED AND SEALED UNDER RULE 61G15-23.004, F.A.C.



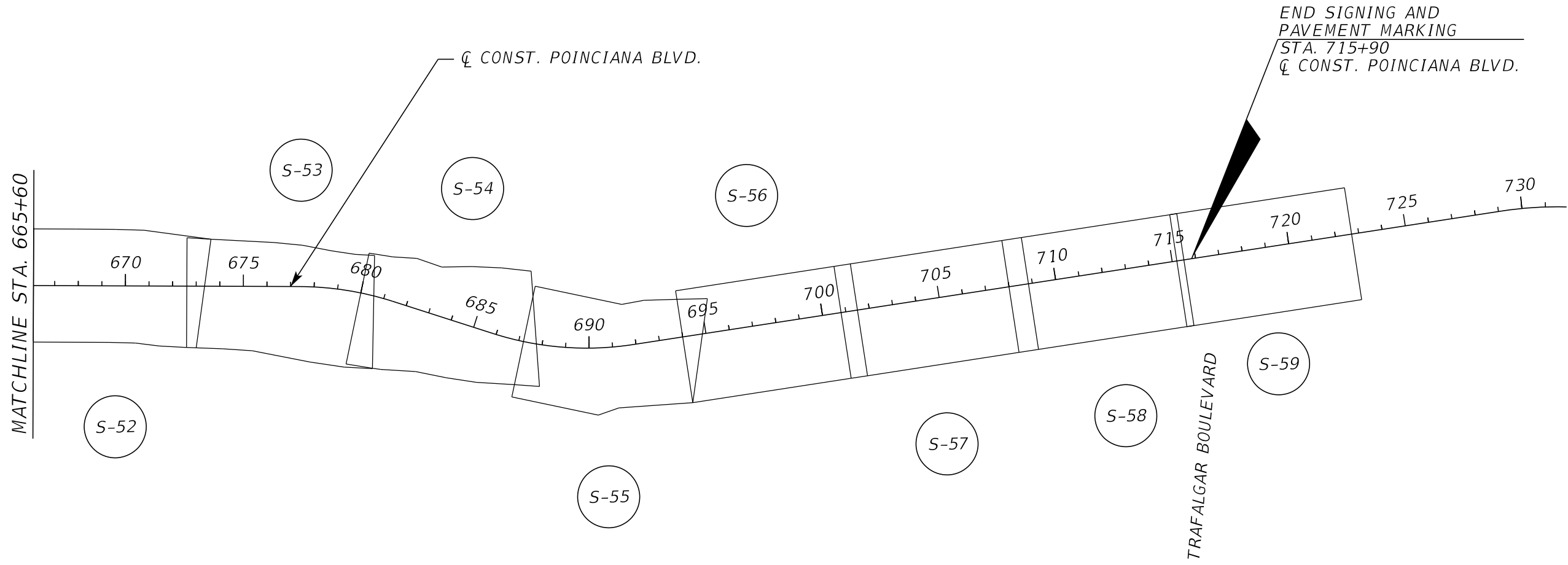
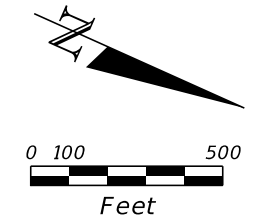
2/20/2023 2:53:28 PM 10211
 S:\Workspaces\VDOT\Worksets\VDOT\1386-Poinciana Blvd-Consor\20016800000\SigningAndMarking\PLANSPO1.dgn

THE OFFICIAL RECORD OF THIS SHEET IS THE ELECTRONIC FILE DIGITALLY SIGNED AND SEALED UNDER RULE 61G15-23.004, F.A.C.

REVISIONS			
DATE	DESCRIPTION	DATE	DESCRIPTION

SUSANNE S. WILLIAMS, P.E. LICENSE NUMBER 49486 TRAFFIC ENGINEERING DATA SOLUTIONS, INC. 80 SPRING VISTA DRIVE DEBARY, FLORIDA 32713		OSCEOLA COUNTY TRANSPORTATION AND TRANSIT 1 Courthouse Square, Suite 3100 Kissimmee, Florida 34741 (407) 742-0552 Fax:(407) 742-0560	<h2 style="margin: 0;">PROJECT LAYOUT</h2>		
<table border="1" style="width: 100%; border-collapse: collapse;"> <tr> <td style="width: 50%; text-align: center;">SHEET NO.</td> <td style="width: 50%; text-align: center;">S-13</td> </tr> </table>			SHEET NO.	S-13	
SHEET NO.	S-13				

2/20/2023 2:53:29 PM 10211 S:\Workspaces\VDOT\Worksets\VDOT\1386-Poinciana Blvd-Consor\20016800000\SigningAndMarking\PLANSPO1.dgn



REVISIONS			
DATE	DESCRIPTION	DATE	DESCRIPTION

SUSANNE S. WILLIAMS, P.E.
 LICENSE NUMBER 49486
 TRAFFIC ENGINEERING DATA SOLUTIONS, INC.
 80 SPRING VISTA DRIVE
 DEBARY, FLORIDA 32713



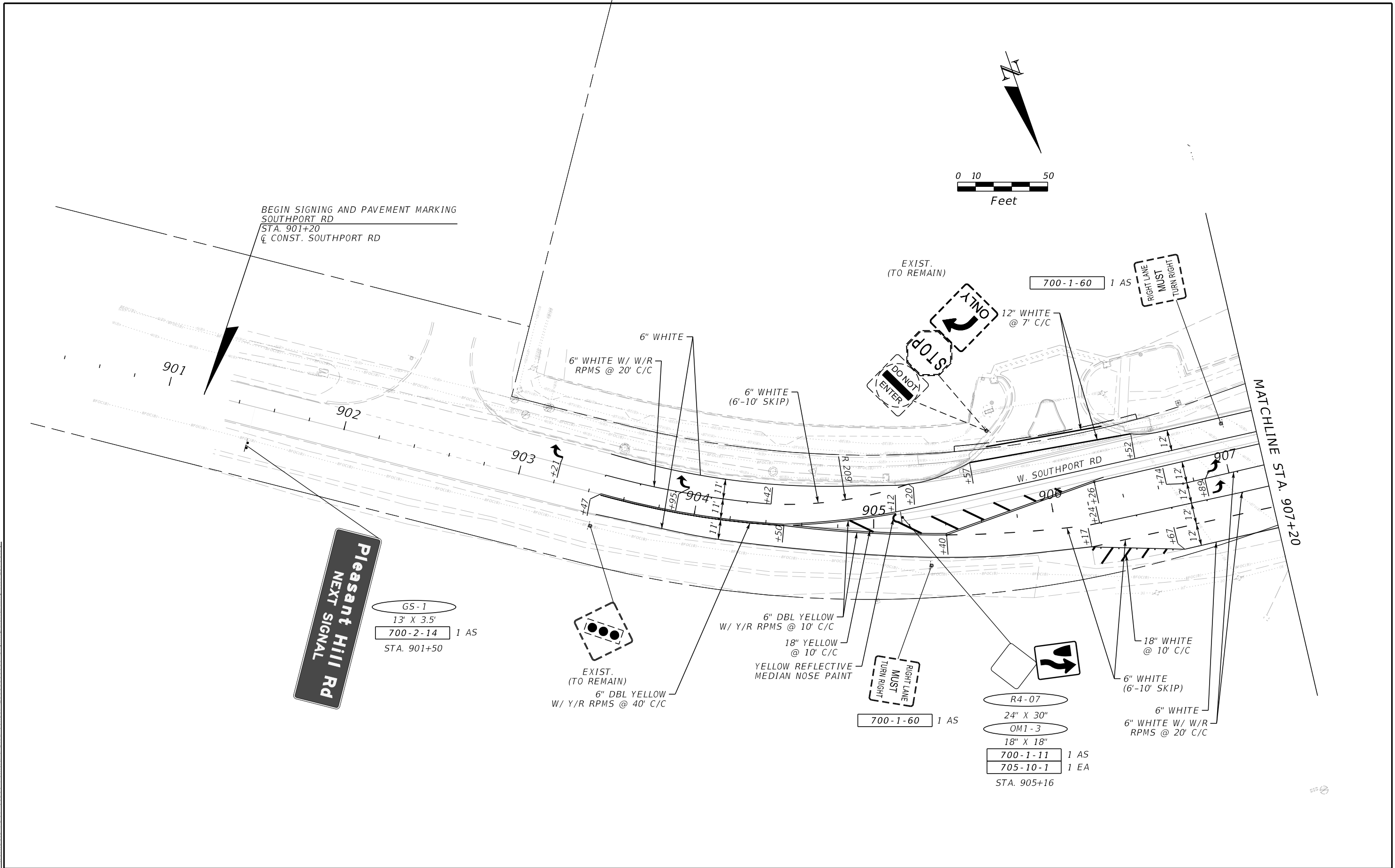
**OSCEOLA COUNTY
 TRANSPORTATION AND TRANSIT**
 1 Courthouse Square, Suite 3100
 Kissimmee, Florida 34741
 (407) 742-0552 Fax:(407) 742-0560

PROJECT LAYOUT

SHEET NO.
 S-14

THE OFFICIAL RECORD OF THIS SHEET IS THE ELECTRONIC FILE DIGITALLY SIGNED AND SEALED UNDER RULE 61G15-23.004, F.A.C.

2/20/2023 2:53:50 PM 10211 S:\Workspaces\FDOT\Worksets\FDOT\11386-Paintiana Blv-Consor\20016800000-SignimaAndMarking\MTP1.SPO1.dwg



THE OFFICIAL RECORD OF THIS SHEET IS THE ELECTRONIC FILE DIGITALLY SIGNED AND SEALED UNDER RULE 61G15-23.004, F.A.C.

REVISIONS			
DATE	DESCRIPTION	DATE	DESCRIPTION

SUSANNE S. WILLIAMS, P.E.
 LICENSE NUMBER 49486
 TRAFFIC ENGINEERING DATA SOLUTIONS, INC.
 80 SPRING VISTA DRIVE
 DEBARY, FLORIDA 32713

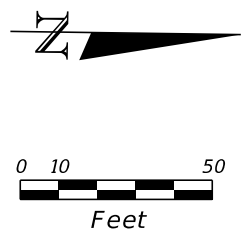
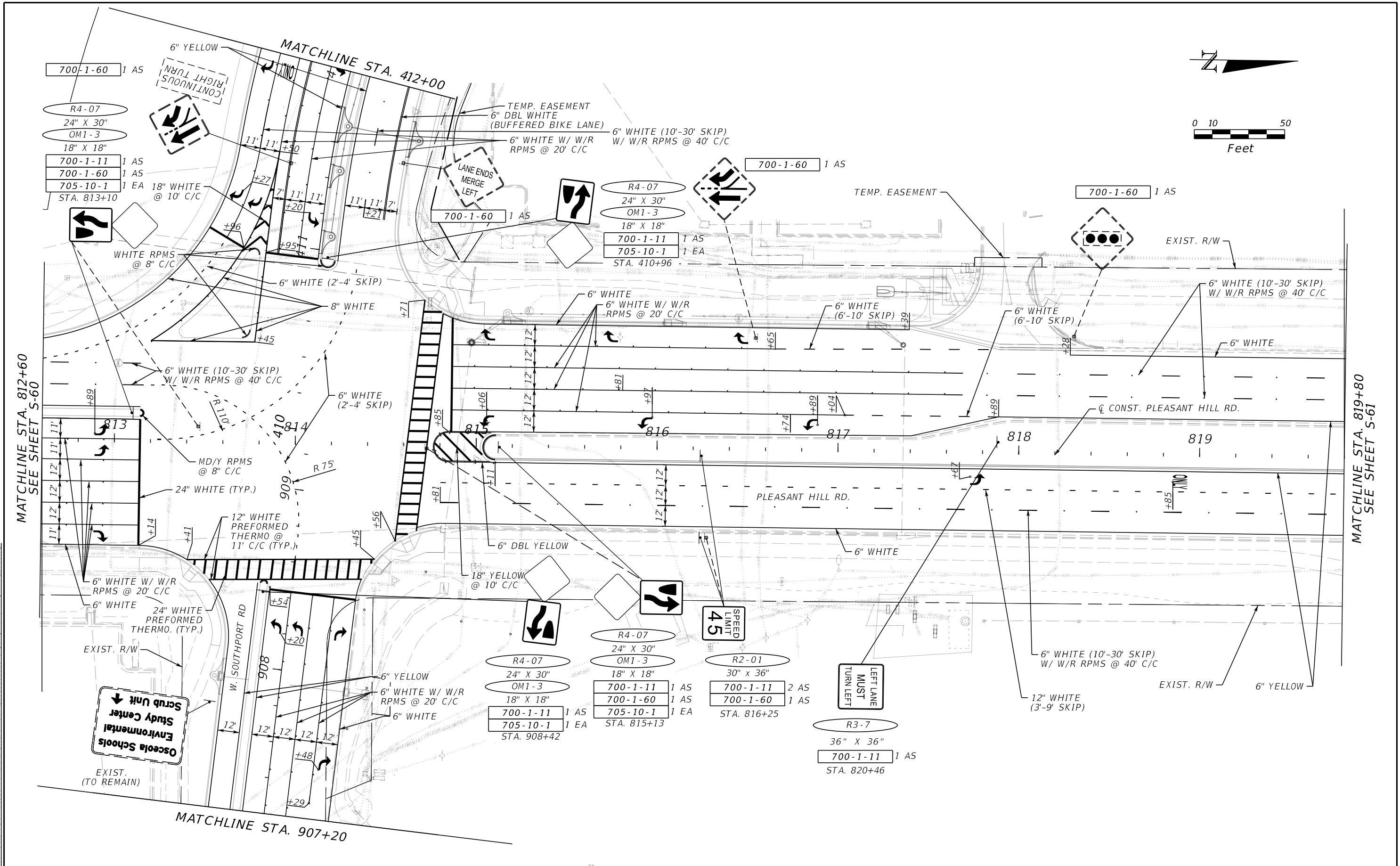


OSCEOLA COUNTY
 TRANSPORTATION AND TRANSIT
 1 Courthouse Square, Suite 3100
 Kissimmee, Florida 34741
 (407) 742-0552 Fax:(407) 742-0560

**SIGNING AND PAVEMENT
 MARKING PLAN SHEET**

SHEET NO.
 S-15

2/20/2023 2:54:01 PM 10211 S:\Workspaces\DOT\Worksets\DOT\11386-Poinciana Blvd-Consor\2001680000\SignalingAndMarking\MTPL\SP01.dwg



MATCHLINE STA. 812+60
SEE SHEET S-60

MATCHLINE STA. 819+80
SEE SHEET S-61

MATCHLINE STA. 907+20

REVISIONS			
DATE	DESCRIPTION	DATE	DESCRIPTION

SUSANNE S. WILLIAMS, P.E.
LICENSE NUMBER 49486
TRAFFIC ENGINEERING DATA SOLUTIONS, INC.
80 SPRING VISTA DRIVE
DEBARY, FLORIDA 32713



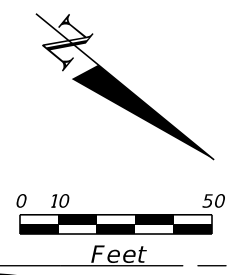
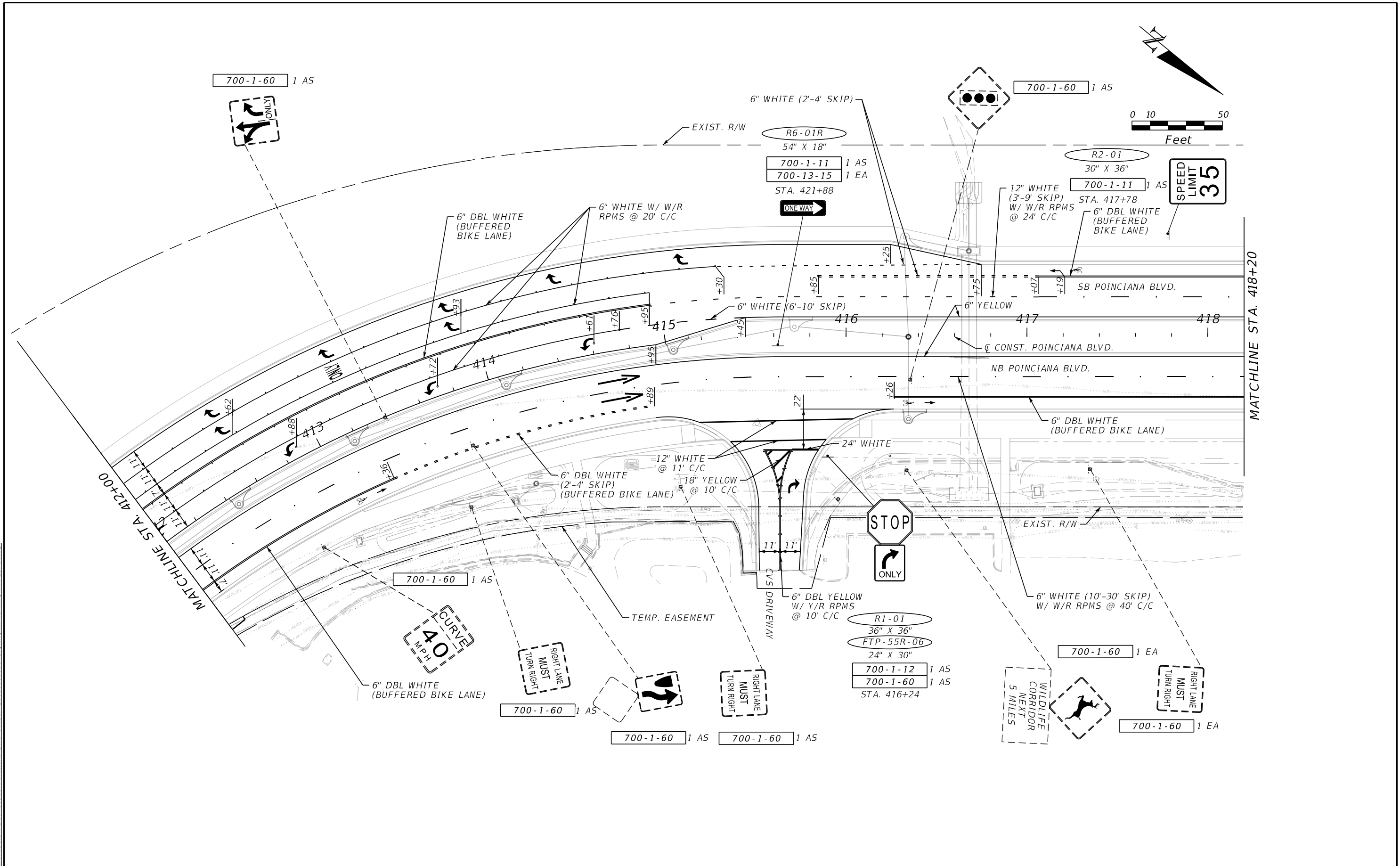
OSCEOLA COUNTY
TRANSPORTATION AND TRANSIT
1 Courthouse Square, Suite 3100
Kissimmee, Florida 34741
(407) 742-0552 Fax:(407) 742-0560

**SIGNING AND PAVEMENT
MARKING PLAN SHEET**

SHEET NO.
S-16

THE OFFICIAL RECORD OF THIS SHEET IS THE ELECTRONIC FILE DIGITALLY SIGNED AND SEALED UNDER RULE 61G15-23.004, F.A.C.

2/20/2023 2:54:11 PM 10211 S:\Workspaces\DOT\Worksets\DOT\11386-Poinciana Blvd-Corridor\16800000\Sig\SignAndMarking\MTP1\SP01.dwg



REVISIONS			
DATE	DESCRIPTION	DATE	DESCRIPTION

SUSANNE S. WILLIAMS, P.E.
 LICENSE NUMBER 49486
 TRAFFIC ENGINEERING DATA SOLUTIONS, INC.
 80 SPRING VISTA DRIVE
 DEBARY, FLORIDA 32713



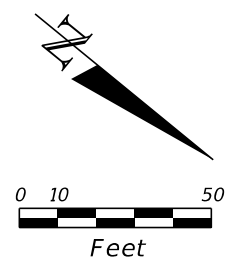
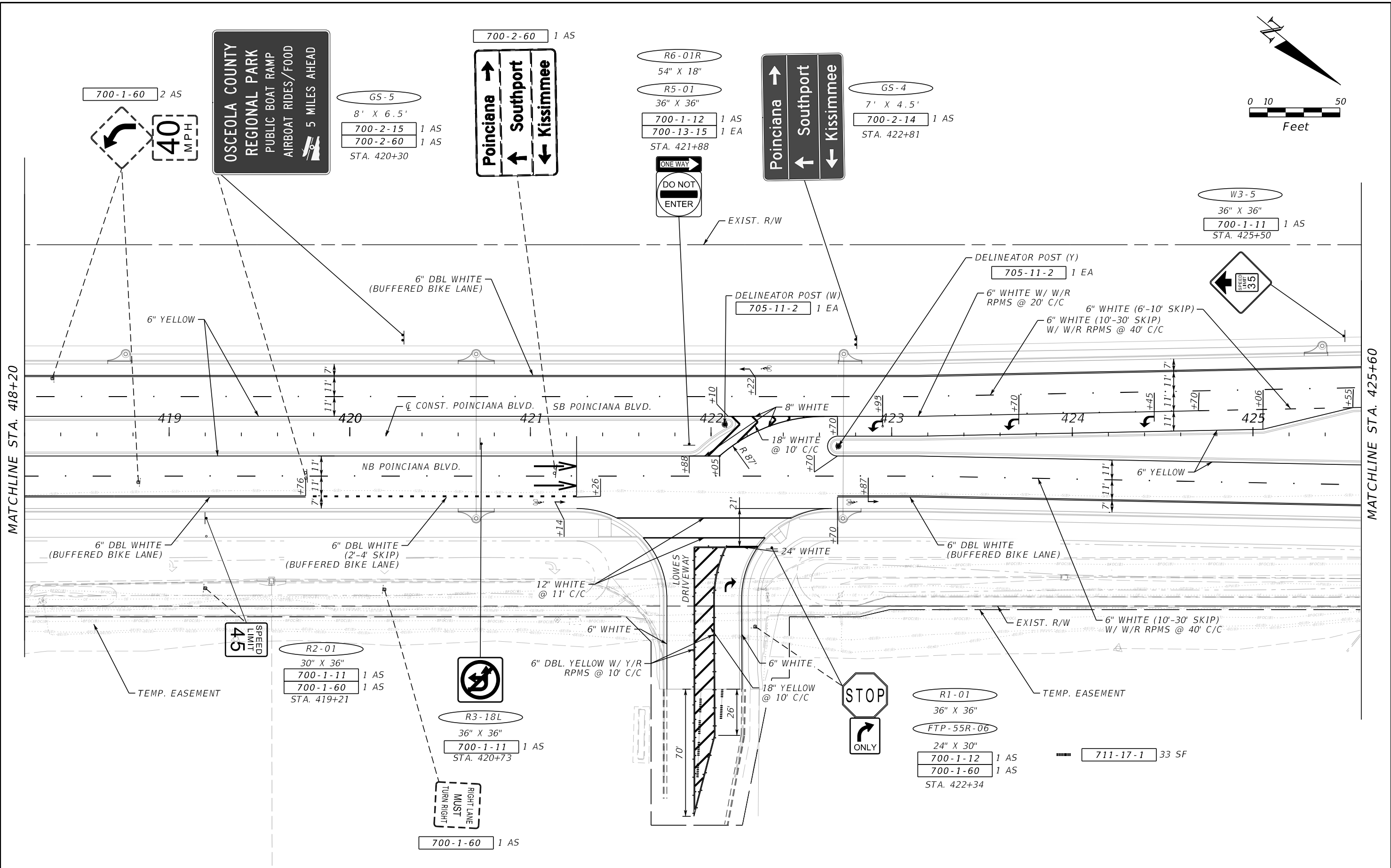
**OSCEOLA COUNTY
 TRANSPORTATION AND TRANSIT**
 1 Courthouse Square, Suite 3100
 Kissimmee, Florida 34741
 (407) 742-0552 Fax:(407) 742-0560

**SIGNING AND PAVEMENT
 MARKING PLAN SHEET**

SHEET NO.
 S-17

THE OFFICIAL RECORD OF THIS SHEET IS THE ELECTRONIC FILE DIGITALLY SIGNED AND SEALED UNDER RULE 61G15-23.004, F.A.C.

2/20/2023 2:54:19 PM 10211
 S:\Workspaces\DOT\Worksets\DOT\11386-Poinciana Blvd-Corridor\20016800000\SignalingAndMarking\MTP\SP01.dwg



MATCHLINE STA. 418+20

MATCHLINE STA. 425+60

REVISIONS			
DATE	DESCRIPTION	DATE	DESCRIPTION

SUSANNE S. WILLIAMS, P.E.
 LICENSE NUMBER 49486
 TRAFFIC ENGINEERING DATA SOLUTIONS, INC.
 80 SPRING VISTA DRIVE
 DEBARY, FLORIDA 32713

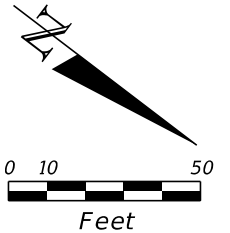


OSCEOLA COUNTY
 TRANSPORTATION AND TRANSIT
 1 Courthouse Square, Suite 3100
 Kissimmee, Florida 34741
 (407) 742-0552 Fax:(407) 742-0560


**SIGNING AND PAVEMENT
 MARKING PLAN SHEET**

SHEET NO.
 S-18

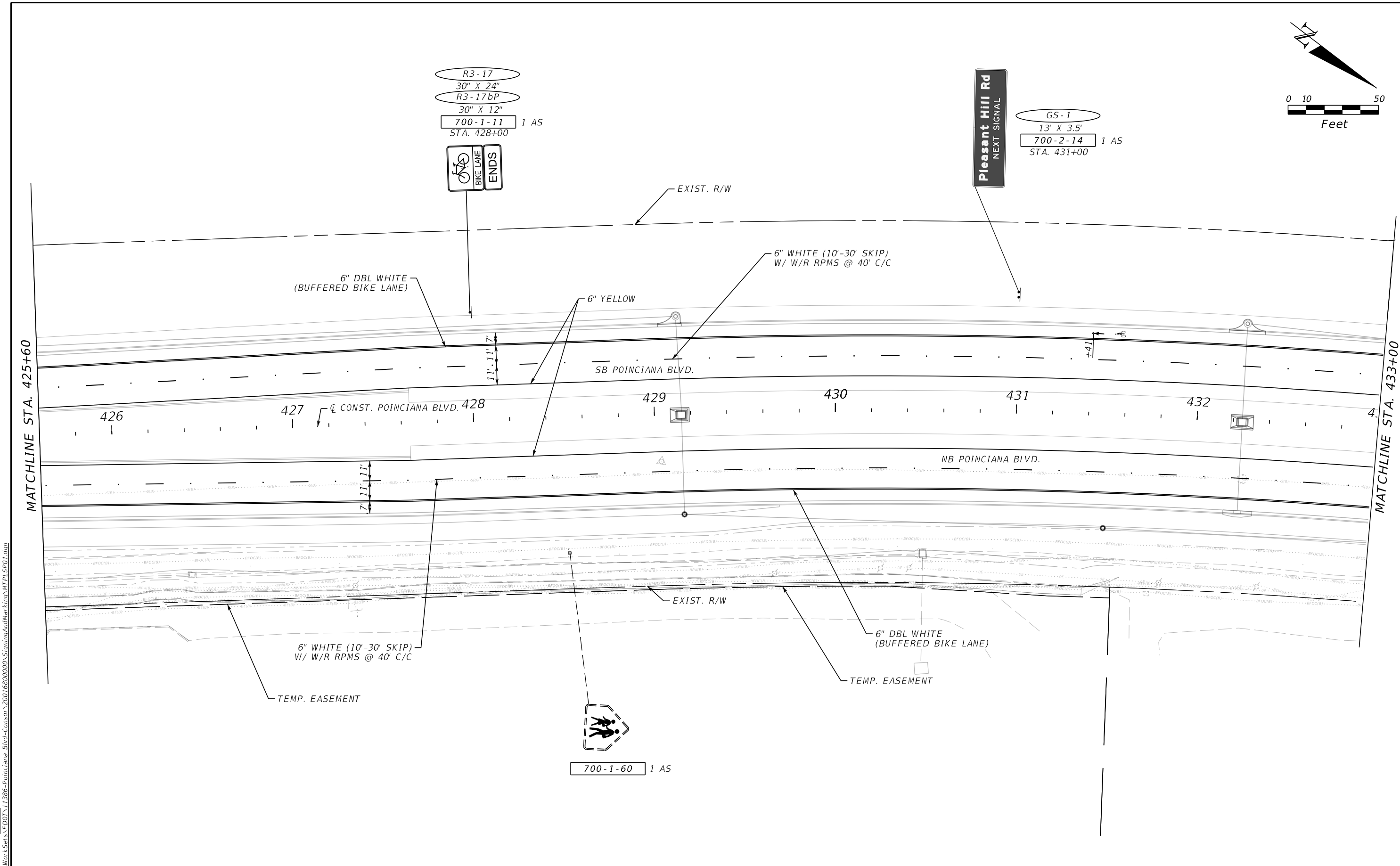
THE OFFICIAL RECORD OF THIS SHEET IS THE ELECTRONIC FILE DIGITALLY SIGNED AND SEALED UNDER RULE 61G15-23.004, F.A.C.



R3-17
30" X 24"
R3-17bP
30" X 12"
700-1-11 1 AS
STA. 428+00



GS-1
13" X 3.5"
700-2-14 1 AS
STA. 431+00



2/20/2023 2:54:26 PM 10211 S:\workspaces\DOT\Worksets\DOT\11386-Poinciana Blvd-Consor\20016800000\SignalingAndMarking\TPI\SP01.dwg

THE OFFICIAL RECORD OF THIS SHEET IS THE ELECTRONIC FILE DIGITALLY SIGNED AND SEALED UNDER RULE 61G15-23.004, F.A.C.

REVISIONS			
DATE	DESCRIPTION	DATE	DESCRIPTION

SUSANNE S. WILLIAMS, P.E.
LICENSE NUMBER 49486
TRAFFIC ENGINEERING DATA SOLUTIONS, INC.
80 SPRING VISTA DRIVE
DEBARY, FLORIDA 32713

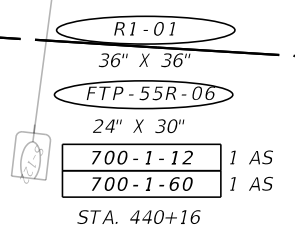
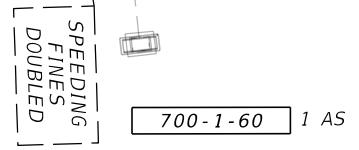
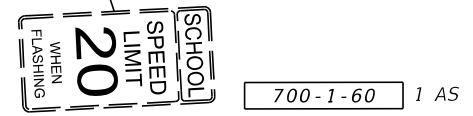
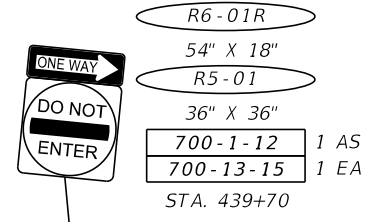
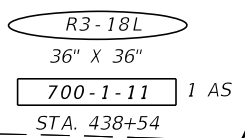

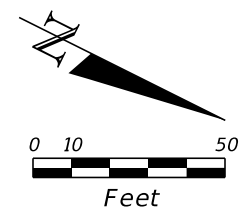
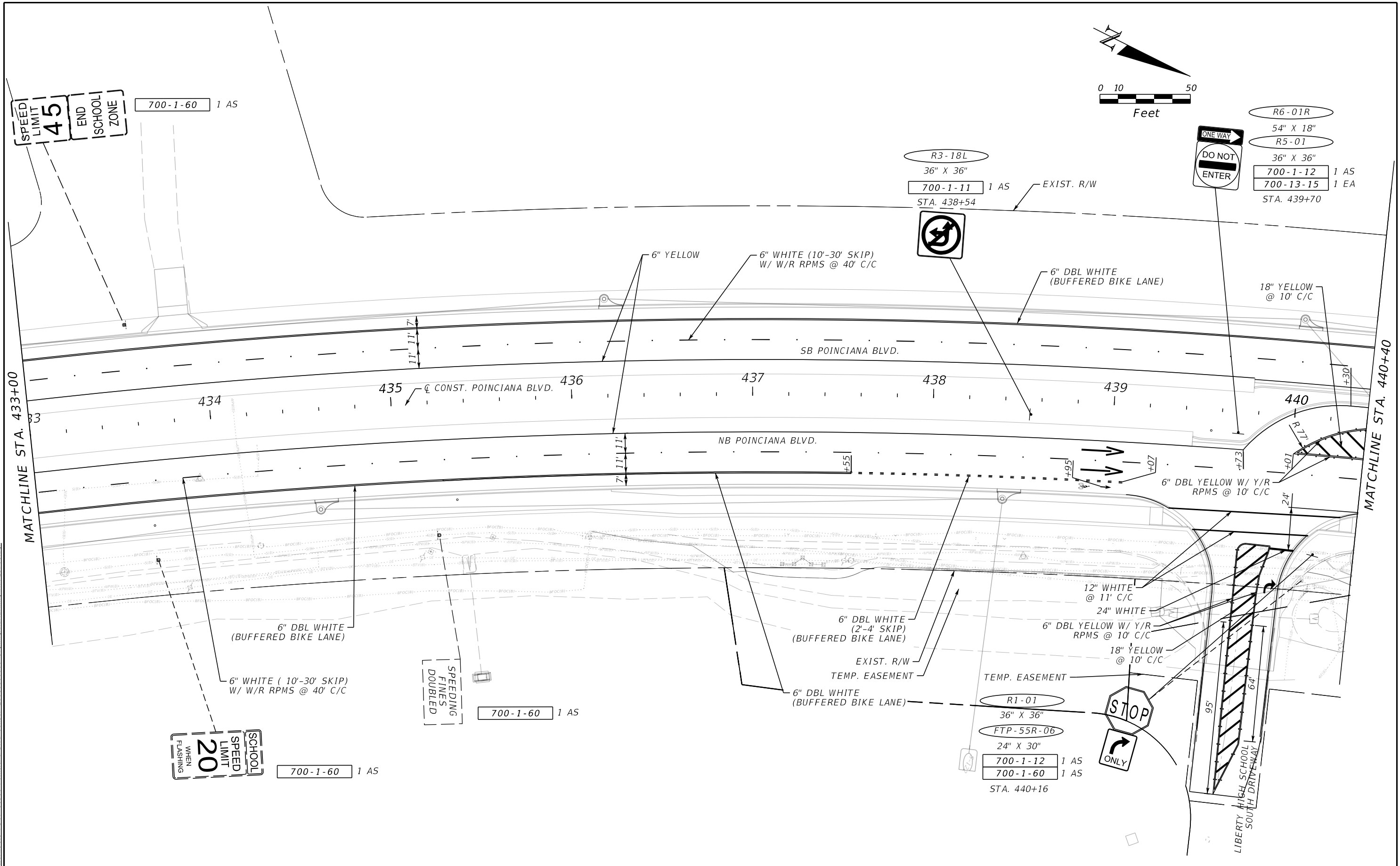


OSCEOLA COUNTY
TRANSPORTATION AND TRANSIT
1 Courthouse Square, Suite 3100
Kissimmee, Florida 34741
(407) 742-0552 Fax:(407) 742-0560

**SIGNING AND PAVEMENT
MARKING PLAN SHEET**

SHEET NO.
S-19

2/20/2023 2:54:33 PM 10211
 S:\Workspaces\DOT\Worksets\DOT\11386-Poinciana Blvd-Corridor\20016800000\SigningAndMarking\MTP\SP01.dwg



MATCHLINE STA. 433+00

MATCHLINE STA. 440+40

REVISIONS			
DATE	DESCRIPTION	DATE	DESCRIPTION

SUSANNE S. WILLIAMS, P.E.
 LICENSE NUMBER 49486
 TRAFFIC ENGINEERING DATA SOLUTIONS, INC.
 80 SPRING VISTA DRIVE
 DEBARY, FLORIDA 32713

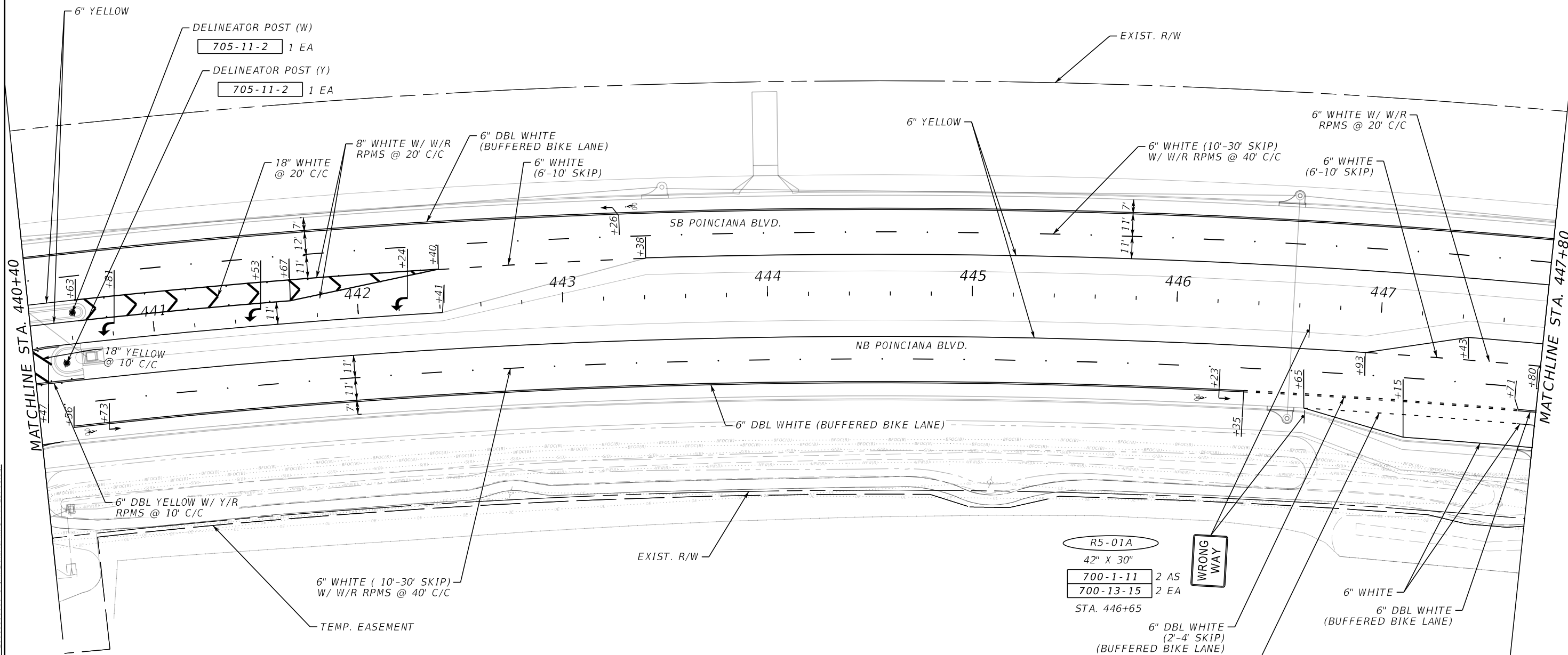
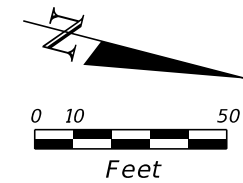


OSCEOLA COUNTY
 TRANSPORTATION AND TRANSIT
 1 Courthouse Square, Suite 3100
 Kissimmee, Florida 34741
 (407) 742-0552 Fax:(407) 742-0560

**SIGNING AND PAVEMENT
 MARKING PLAN SHEET**

SHEET NO.
 S-20

THE OFFICIAL RECORD OF THIS SHEET IS THE ELECTRONIC FILE DIGITALLY SIGNED AND SEALED UNDER RULE 61G15-23.004, F.A.C.



- R5-01A
42" X 30"
- 700-1-11 2 AS
- 700-13-15 2 EA
- STA. 446+65
- 6" DBL WHITE
(2'-4' SKIP)
(BUFFERED BIKE LANE)
- 6" WHITE
(2'-4' SKIP)

WRONG WAY

2/20/2023 2:54:40 PM 10211 S:\workspaces\DOT\Work\sets\DOT\11386-Poinciana Blvd-Consor\20016800000\SigningAndMarking\MTP\SP01.dwg

REVISIONS			
DATE	DESCRIPTION	DATE	DESCRIPTION

SUSANNE S. WILLIAMS, P.E.
 LICENSE NUMBER 49486
 TRAFFIC ENGINEERING DATA SOLUTIONS, INC.
 80 SPRING VISTA DRIVE
 DEBARY, FLORIDA 32713

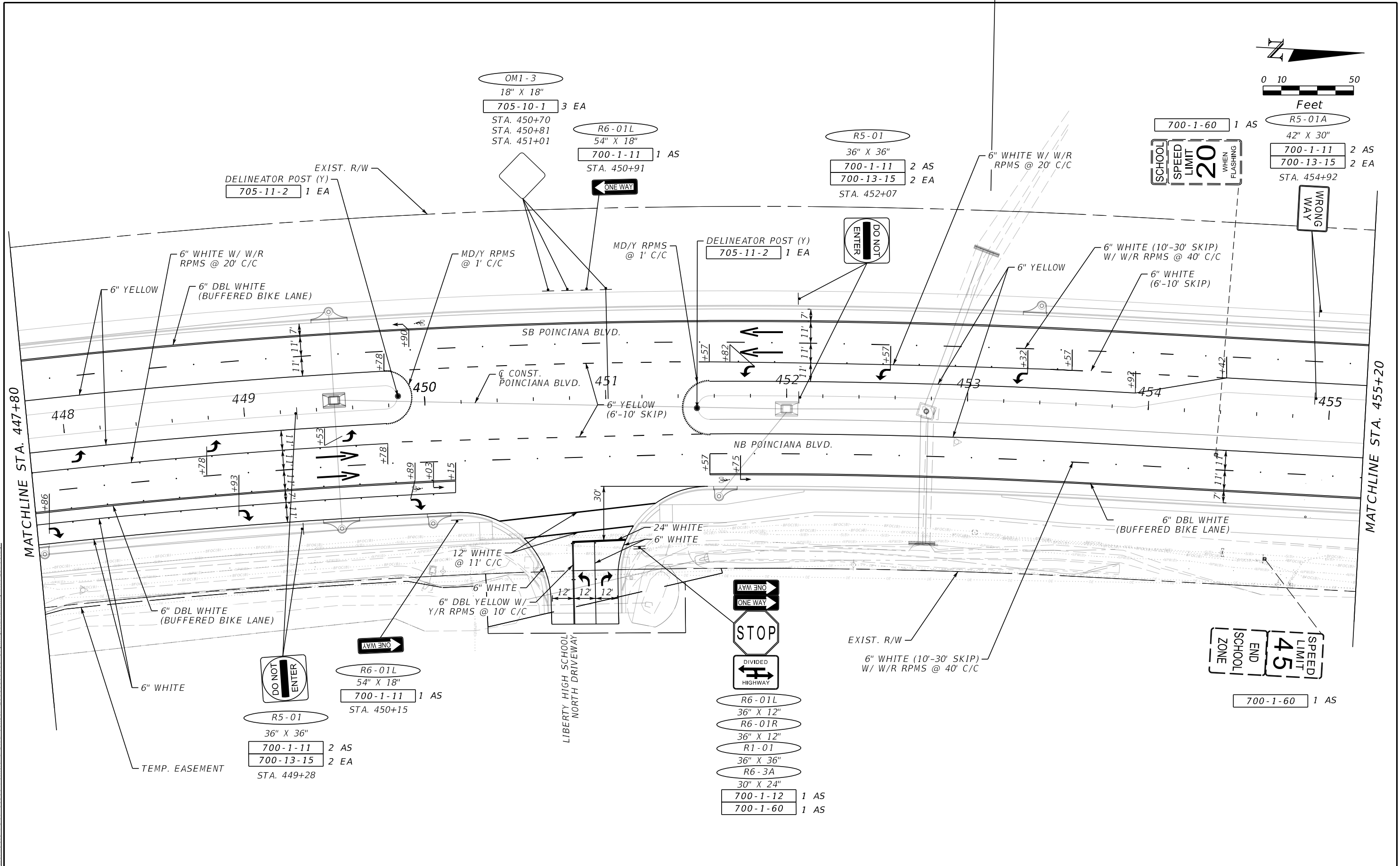
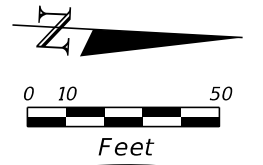


OSCEOLA COUNTY
 TRANSPORTATION AND TRANSIT
 1 Courthouse Square, Suite 3100
 Kissimmee, Florida 34741
 (407) 742-0552 Fax:(407) 742-0560

**SIGNING AND PAVEMENT
 MARKING PLAN SHEET**

SHEET NO.
 S-21

THE OFFICIAL RECORD OF THIS SHEET IS THE ELECTRONIC FILE DIGITALLY SIGNED AND SEALED UNDER RULE 61G15-23.004, F.A.C.



2/20/2023 2:54:47 PM 10211
 S:\Workspaces\DOT\Worksets\DOT\11386-Poinciana Blvd-Consor\20016800000\SigningAndMarking\MTP\SP01.dwg

THE OFFICIAL RECORD OF THIS SHEET IS THE ELECTRONIC FILE DIGITALLY SIGNED AND SEALED UNDER RULE 61G15-23.004, F.A.C.

REVISIONS			
DATE	DESCRIPTION	DATE	DESCRIPTION

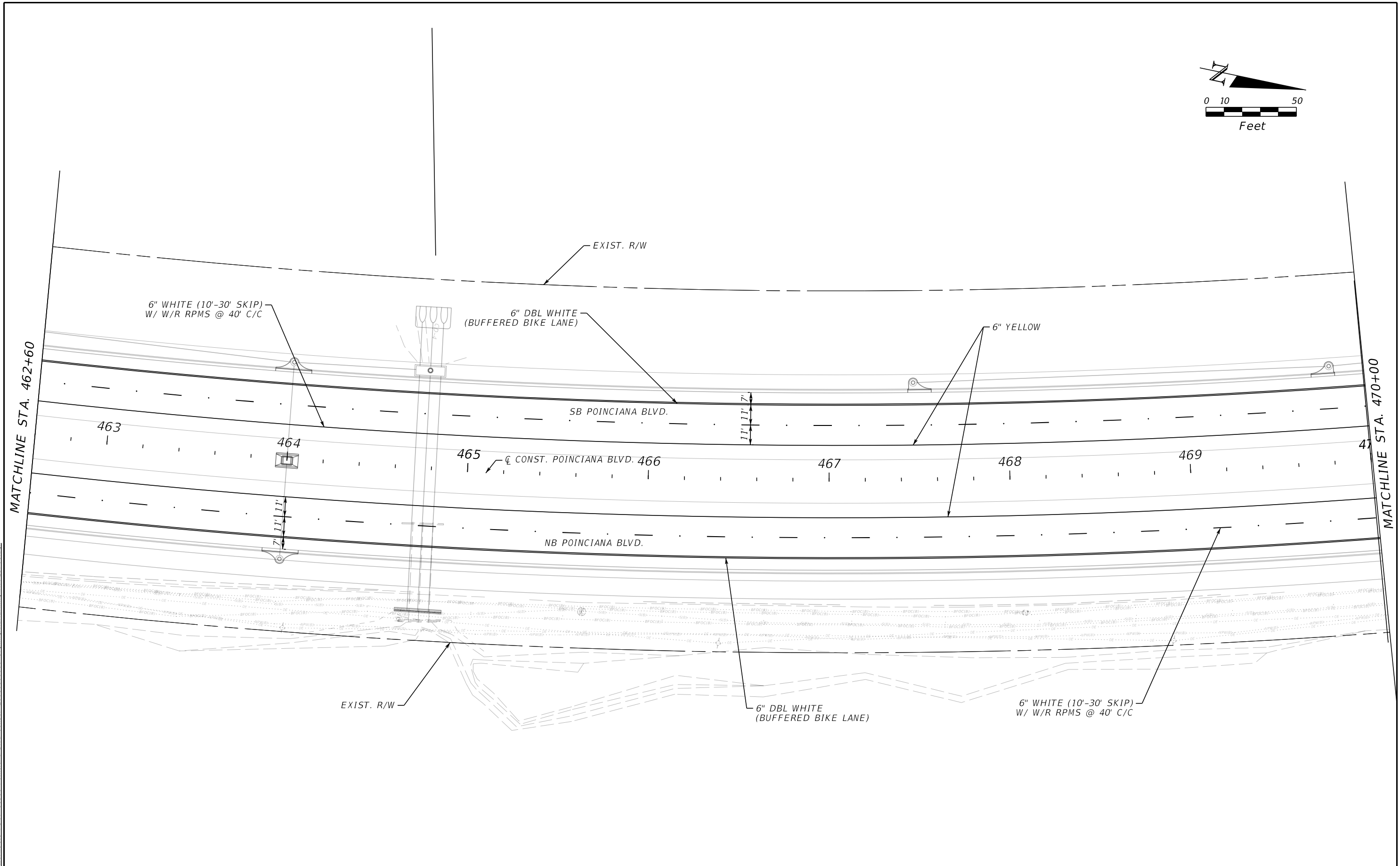
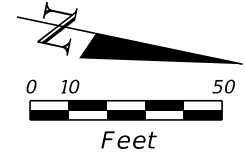
SUSANNE S. WILLIAMS, P.E.
 LICENSE NUMBER 49486
 TRAFFIC ENGINEERING DATA SOLUTIONS, INC.
 80 SPRING VISTA DRIVE
 DEBARY, FLORIDA 32713



OSCEOLA COUNTY
TRANSPORTATION AND TRANSIT
 1 Courthouse Square, Suite 3100
 Kissimmee, Florida 34741
 (407) 742-0552 Fax:(407) 742-0560

**SIGNING AND PAVEMENT
 MARKING PLAN SHEET**

SHEET NO.
S-22



2/20/2023 2:55:01 PM 10211 S:\Workspaces\DOT\Worksets\DOT\11386-Poinciana Blvd-Consor\20016800000\Staging\Marking\MTPLSP01.dwg

THE OFFICIAL RECORD OF THIS SHEET IS THE ELECTRONIC FILE DIGITALLY SIGNED AND SEALED UNDER RULE 61G15-23.004, F.A.C.

REVISIONS			
DATE	DESCRIPTION	DATE	DESCRIPTION

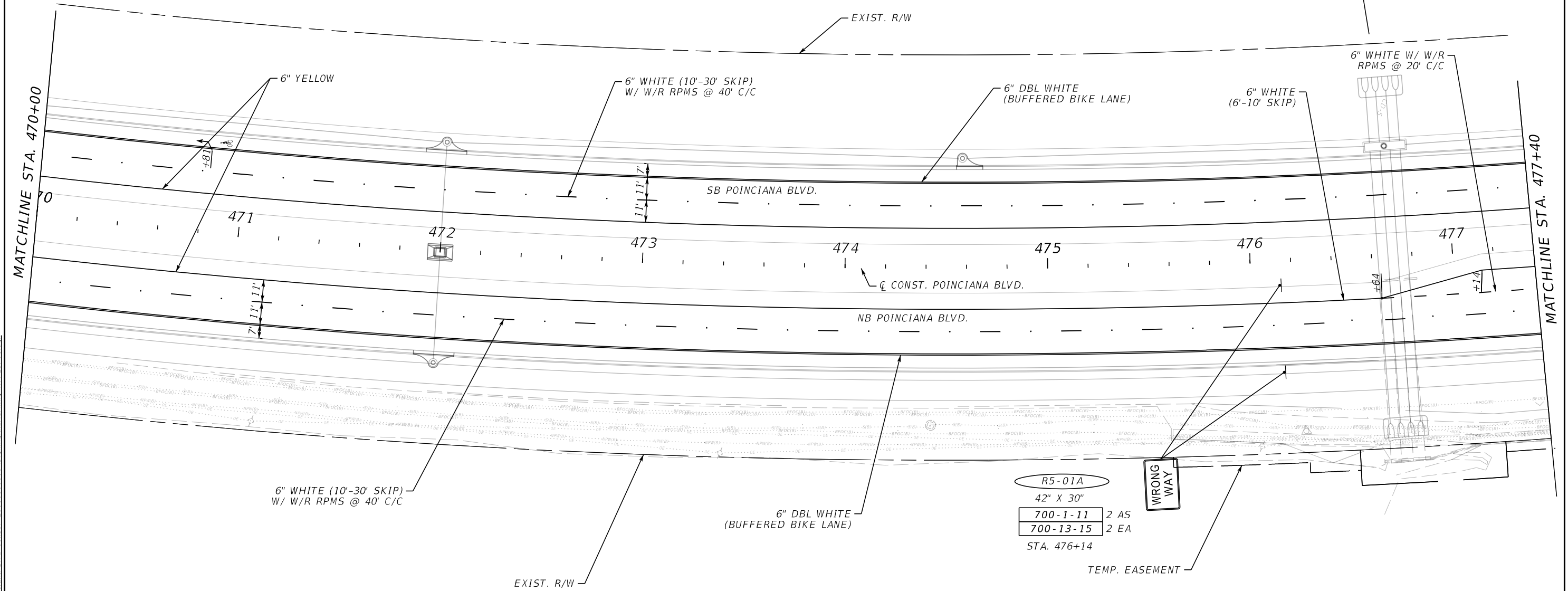
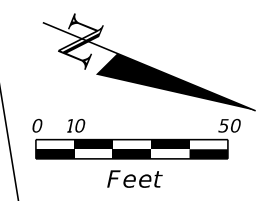
SUSANNE S. WILLIAMS, P.E.
 LICENSE NUMBER 49486
 TRAFFIC ENGINEERING DATA SOLUTIONS, INC.
 80 SPRING VISTA DRIVE
 DEBARY, FLORIDA 32713

OSCEOLA COUNTY
TRANSPORTATION AND TRANSIT
 1 Courthouse Square, Suite 3100
 Kissimmee, Florida 34741
 (407) 742-0552 Fax:(407) 742-0560

SIGNING AND PAVEMENT MARKING PLAN SHEET

SHEET NO.

S-24



2/20/2023 2:55:08 PM 10211
 S:\Workspaces\DOT\Work\sets\DOT\11386-Poinciana Blvd-Consor\20016800000\SigningAndMarking\MTP\SP01.dwg

THE OFFICIAL RECORD OF THIS SHEET IS THE ELECTRONIC FILE DIGITALLY SIGNED AND SEALED UNDER RULE 61G15-23.004, F.A.C.

REVISIONS			
DATE	DESCRIPTION	DATE	DESCRIPTION

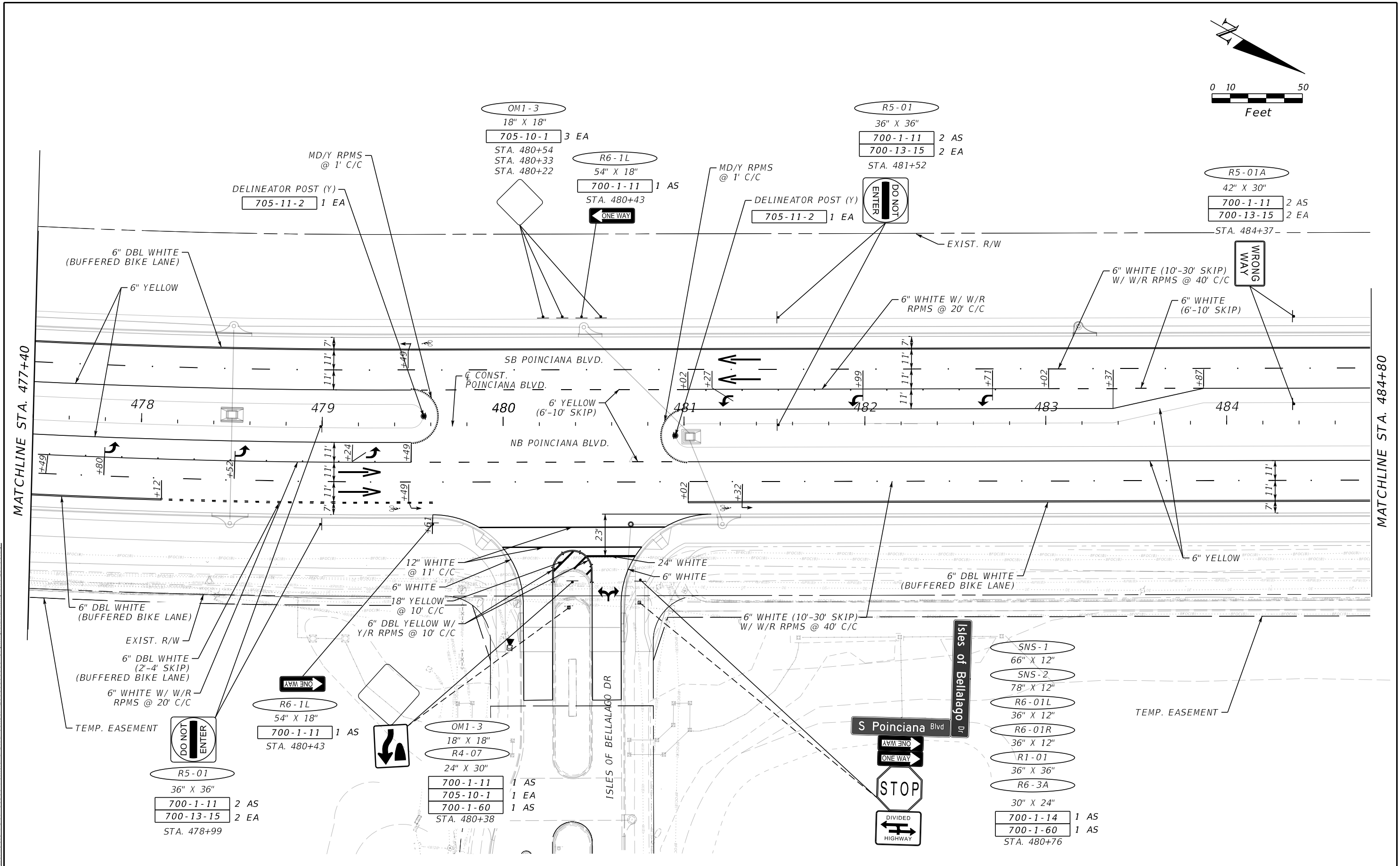
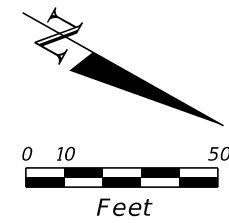
SUSANNE S. WILLIAMS, P.E.
 LICENSE NUMBER 49486
 TRAFFIC ENGINEERING DATA SOLUTIONS, INC.
 80 SPRING VISTA DRIVE
 DEBARY, FLORIDA 32713



OSCEOLA COUNTY
 TRANSPORTATION AND TRANSIT
 1 Courthouse Square, Suite 3100
 Kissimmee, Florida 34741
 (407) 742-0552 Fax:(407) 742-0560

**SIGNING AND PAVEMENT
 MARKING PLAN SHEET**

SHEET
NO.
S-25



2/20/2023 2:56:02 PM 10211 S:\Workspaces\DOT-Worksets\DOT11386-Poinciana Blvd-Consor\2001680000\Sig\SignAndMarking\MTPLSP01.dwg

THE OFFICIAL RECORD OF THIS SHEET IS THE ELECTRONIC FILE DIGITALLY SIGNED AND SEALED UNDER RULE 61G15-23.004, F.A.C.

REVISIONS			
DATE	DESCRIPTION	DATE	DESCRIPTION

SUSANNE S. WILLIAMS, P.E.
 LICENSE NUMBER 49486
 TRAFFIC ENGINEERING DATA SOLUTIONS, INC.
 80 SPRING VISTA DRIVE
 DEBARY, FLORIDA 32713

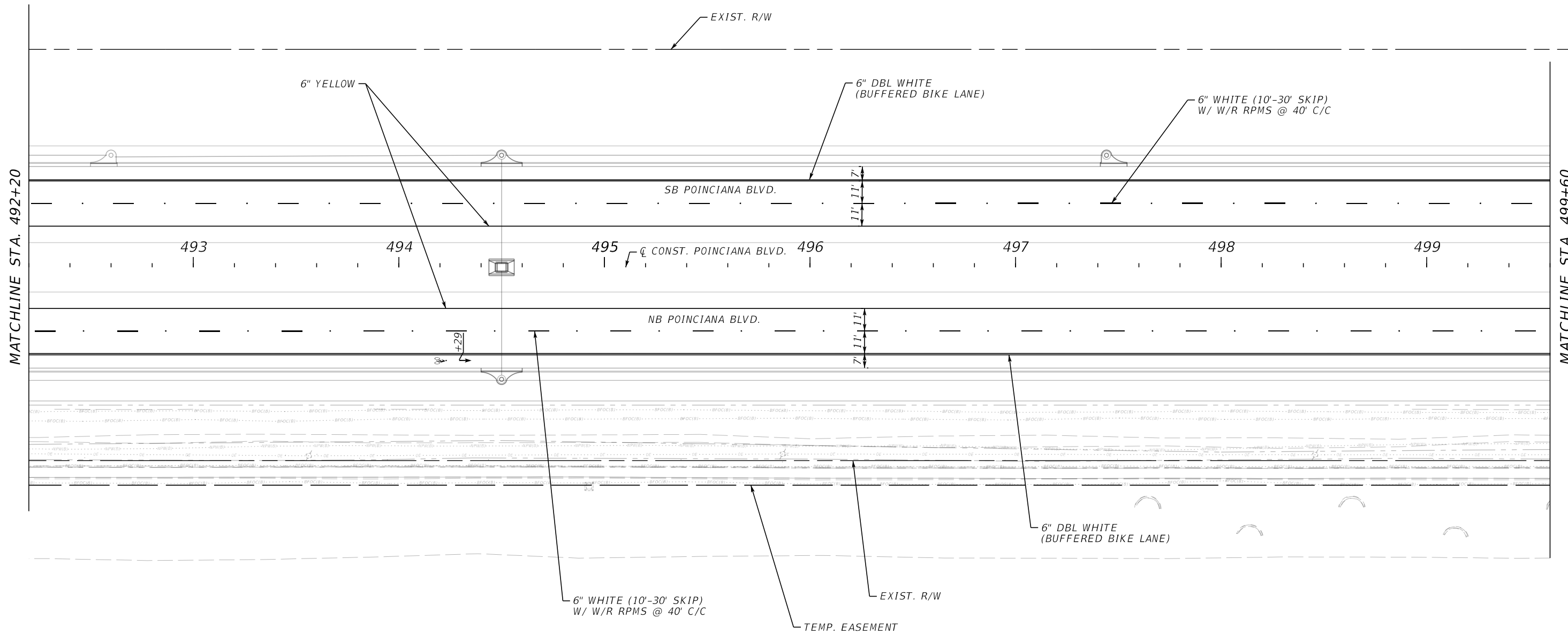
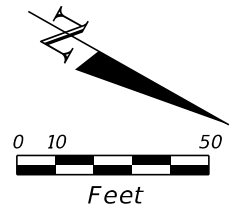


OSCEOLA COUNTY
TRANSPORTATION AND TRANSIT
 1 Courthouse Square, Suite 3100
 Kissimmee, Florida 34741
 (407) 742-0552 Fax:(407) 742-0560

**SIGNING AND PAVEMENT
 MARKING PLAN SHEET**

SHEET NO.
S-26

- SNS-1
66" X 12"
- SNS-2
78" X 12"
- R6-01L
36" X 12"
- R6-01R
36" X 12"
- R1-01
36" X 36"
- R6-3A
30" X 24"
- 700-1-14 1 AS
- 700-1-60 1 AS
STA. 480+76



MATCHLINE STA. 492+20

MATCHLINE STA. 499+60

2/20/2023 2:56:21 PM 10211 S:\Workspaces\DOT\Worksets\DOT\11386-Poinciana Blvd-Consor\20016800000\SignalingAndMarking\MPLSP01.dwg

THE OFFICIAL RECORD OF THIS SHEET IS THE ELECTRONIC FILE DIGITALLY SIGNED AND SEALED UNDER RULE 61G15-23.004, F.A.C.

REVISIONS			
DATE	DESCRIPTION	DATE	DESCRIPTION

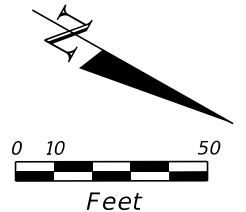
SUSANNE S. WILLIAMS, P.E.
 LICENSE NUMBER 49486
 TRAFFIC ENGINEERING DATA SOLUTIONS, INC.
 80 SPRING VISTA DRIVE
 DEBARY, FLORIDA 32713



OSCEOLA COUNTY
 TRANSPORTATION AND TRANSIT
 1 Courthouse Square, Suite 3100
 Kissimmee, Florida 34741
 (407) 742-0552 Fax:(407) 742-0560

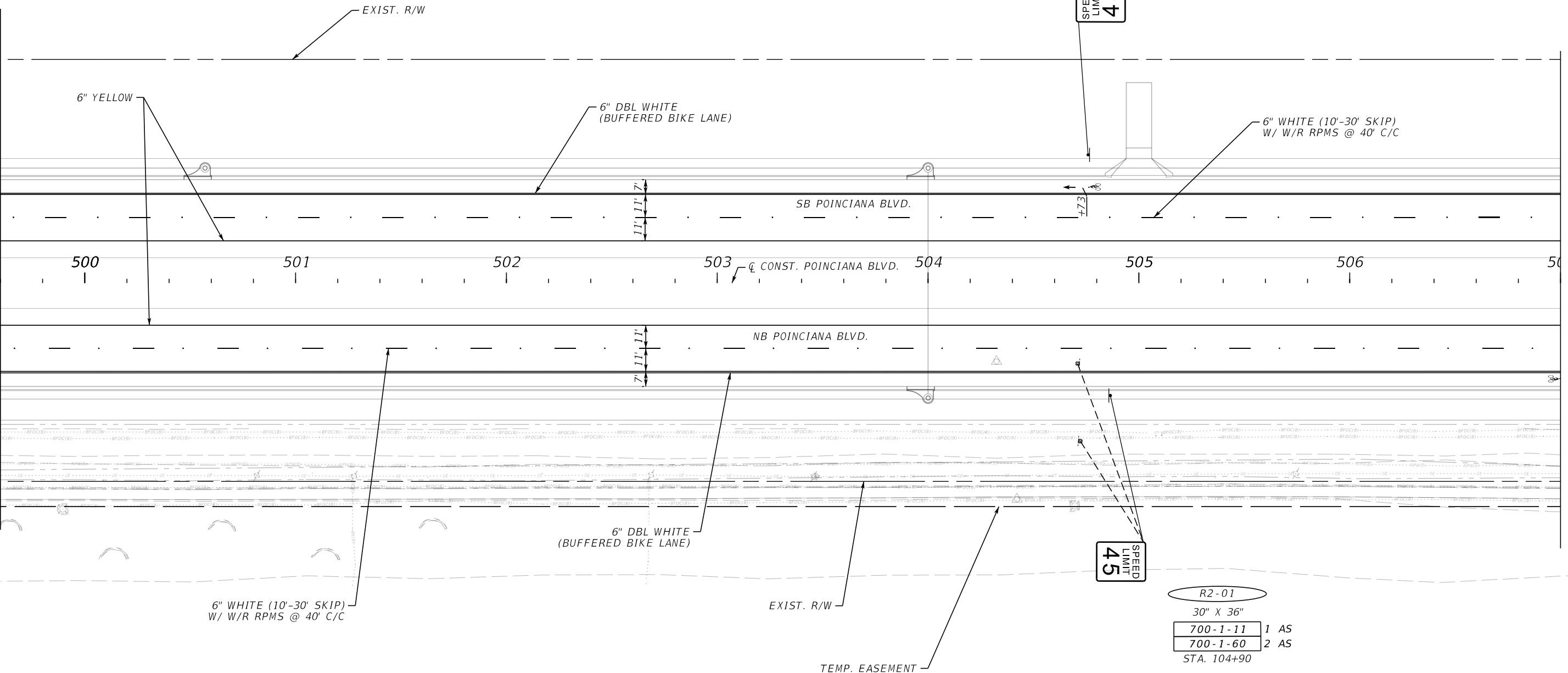
**SIGNING AND PAVEMENT
 MARKING PLAN SHEET**

SHEET NO.
 S-28



R2-01
30" X 36"
700-1-11 1 AS
STA. 504+76

SPEED
LIMIT
45



R2-01
30" X 36"
700-1-11 1 AS
700-1-60 2 AS
STA. 104+90

SPEED
LIMIT
45

MATCHLINE STA. 499+60

MATCHLINE STA. 507+00

2/20/2023 2:56:29 PM 10211 S:\Workspaces\DOT\Worksets\DOT\1386-Poinciana Blvd-Consor\20016800000\SignalingAndMarking\MPLSP01.dwg

THE OFFICIAL RECORD OF THIS SHEET IS THE ELECTRONIC FILE DIGITALLY SIGNED AND SEALED UNDER RULE 61G15-23.004, F.A.C.

REVISIONS			
DATE	DESCRIPTION	DATE	DESCRIPTION

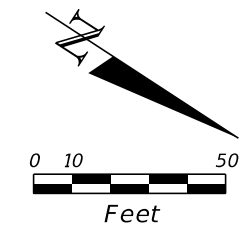
SUSANNE S. WILLIAMS, P.E.
LICENSE NUMBER 49486
TRAFFIC ENGINEERING DATA SOLUTIONS, INC.
80 SPRING VISTA DRIVE
DEBARY, FLORIDA 32713



OSCEOLA COUNTY
TRANSPORTATION AND TRANSIT
1 Courthouse Square, Suite 3100
Kissimmee, Florida 34741
(407) 742-0552 Fax:(407) 742-0560

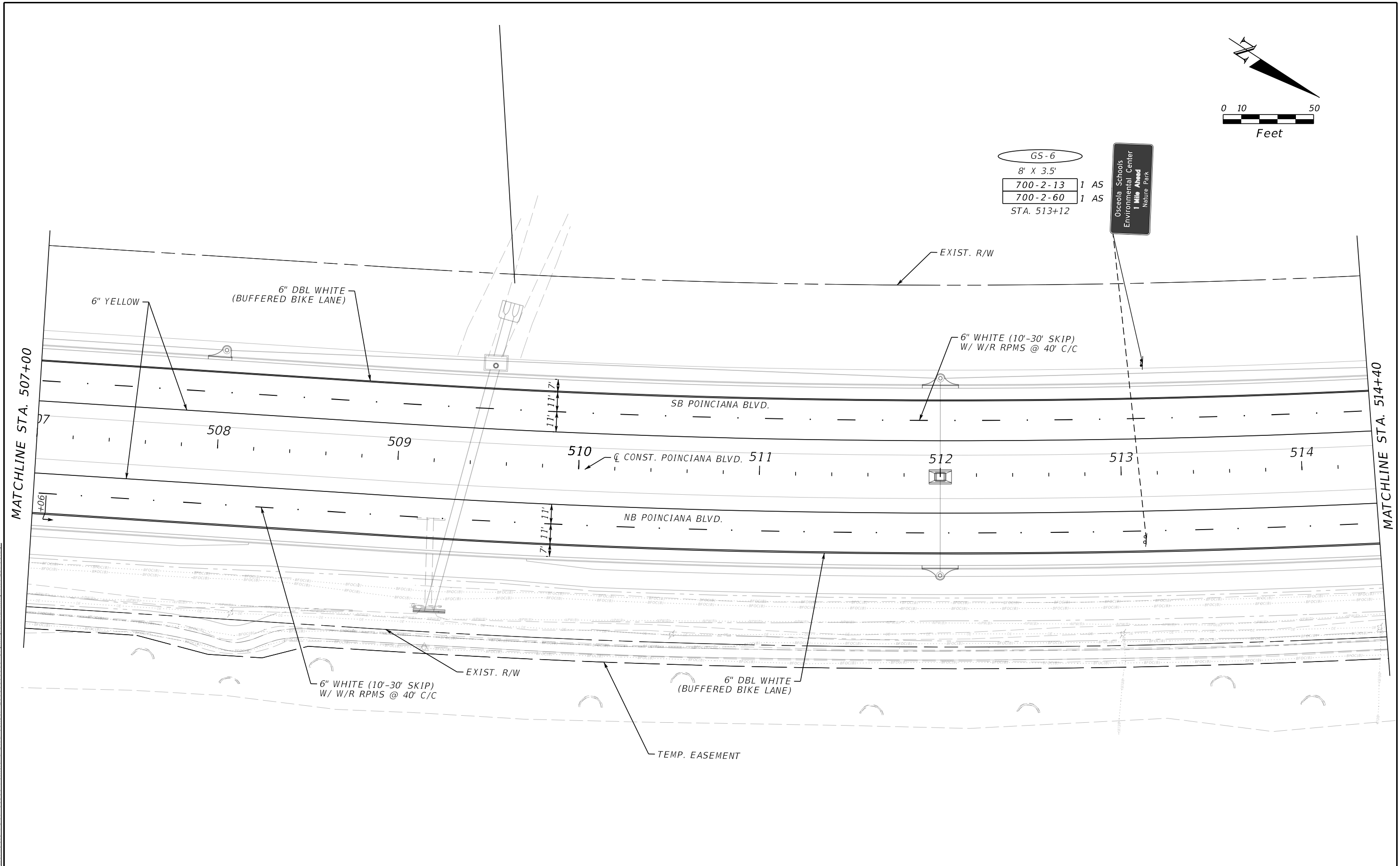
**SIGNING AND PAVEMENT
MARKING PLAN SHEET**

SHEET
NO.
S-29



GS-6	
8' X 3.5'	
700-2-13	1 AS
700-2-60	1 AS
STA. 513+12	

Osceola Schools
Environmental Center
1 Mile Ahead
Nature Park



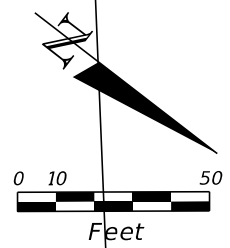
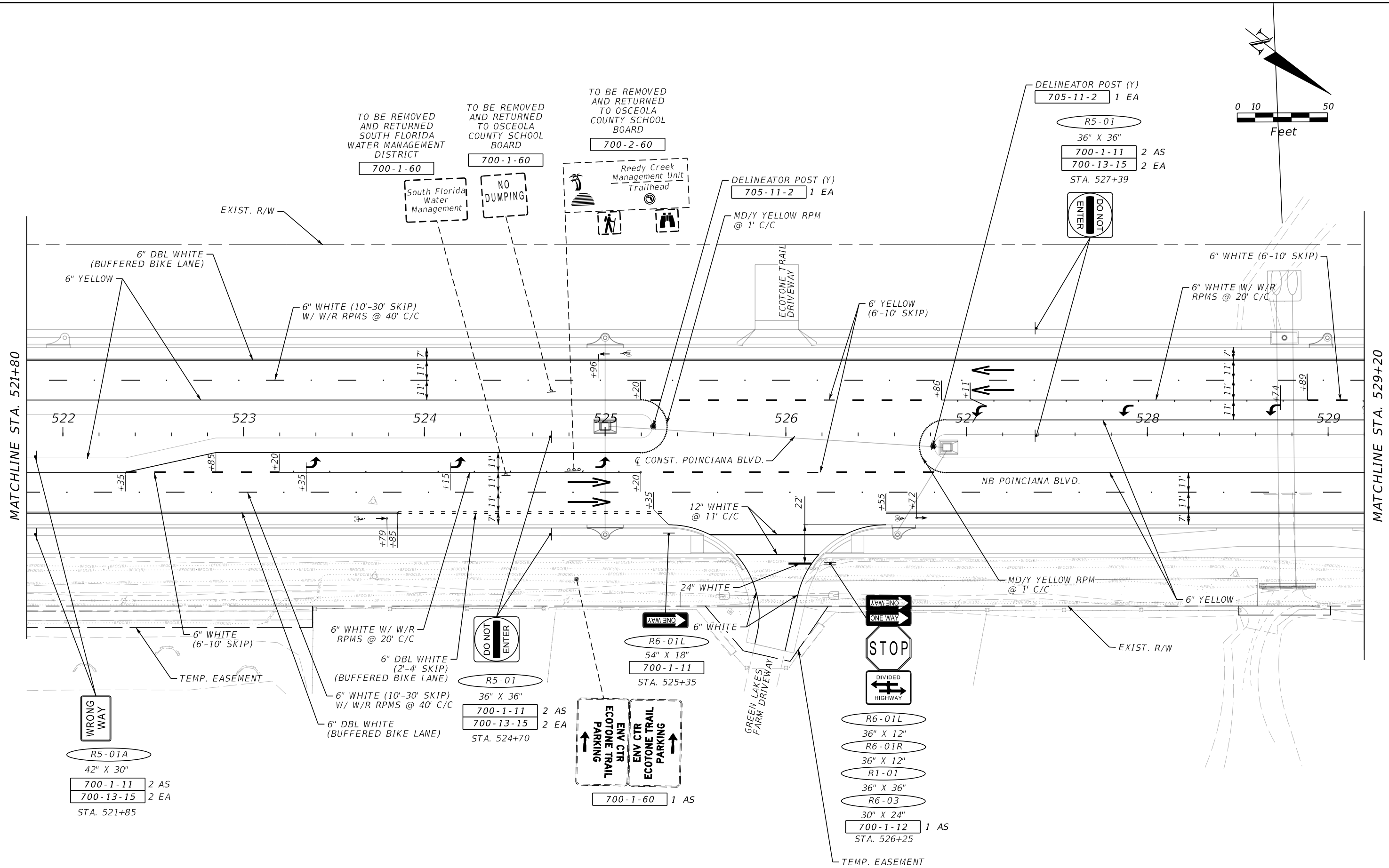
2/20/2023 2:56:36 PM 10211 S:\Workspaces\DOT\Work\Set\LE\DOT\11386-Poinciana Blvd-Consor\20016800000\SigningAndMarking\MTPLSP01.dwg

THE OFFICIAL RECORD OF THIS SHEET IS THE ELECTRONIC FILE DIGITALLY SIGNED AND SEALED UNDER RULE 61G15-23.004, F.A.C.

REVISIONS			
DATE	DESCRIPTION	DATE	DESCRIPTION

<p>SUSANNE S. WILLIAMS, P.E. LICENSE NUMBER 49486 TRAFFIC ENGINEERING DATA SOLUTIONS, INC. 80 SPRING VISTA DRIVE DEBARY, FLORIDA 32713</p>		<p>OSCEOLA COUNTY TRANSPORTATION AND TRANSIT 1 Courthouse Square, Suite 3100 Kissimmee, Florida 34741 (407) 742-0552 Fax:(407) 742-0560</p>	<p>SHEET NO. S-30</p>
--	--	--	--

2/20/2023 2:56:50 PM 10211 S:\Workspaces\DOT\Work\Set\DOT\1386-Poinciana Blvd-Consor\2001680000\SigningAndMarking\MPLSP01.dwg



MATCHLINE STA. 521+80

MATCHLINE STA. 529+20

REVISIONS			
DATE	DESCRIPTION	DATE	DESCRIPTION

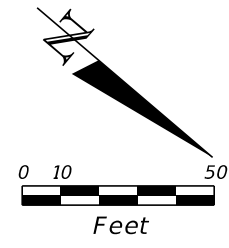
SUSANNE S. WILLIAMS, P.E.
 LICENSE NUMBER 49486
 TRAFFIC ENGINEERING DATA SOLUTIONS, INC.
 80 SPRING VISTA DRIVE
 DEBARY, FLORIDA 32713

 **OSCEOLA COUNTY**
 TRANSPORTATION AND TRANSIT
 1 Courthouse Square, Suite 3100
 Kissimmee, Florida 34741
 (407) 742-0552 Fax:(407) 742-0560

SIGNING AND PAVEMENT MARKING PLAN SHEET

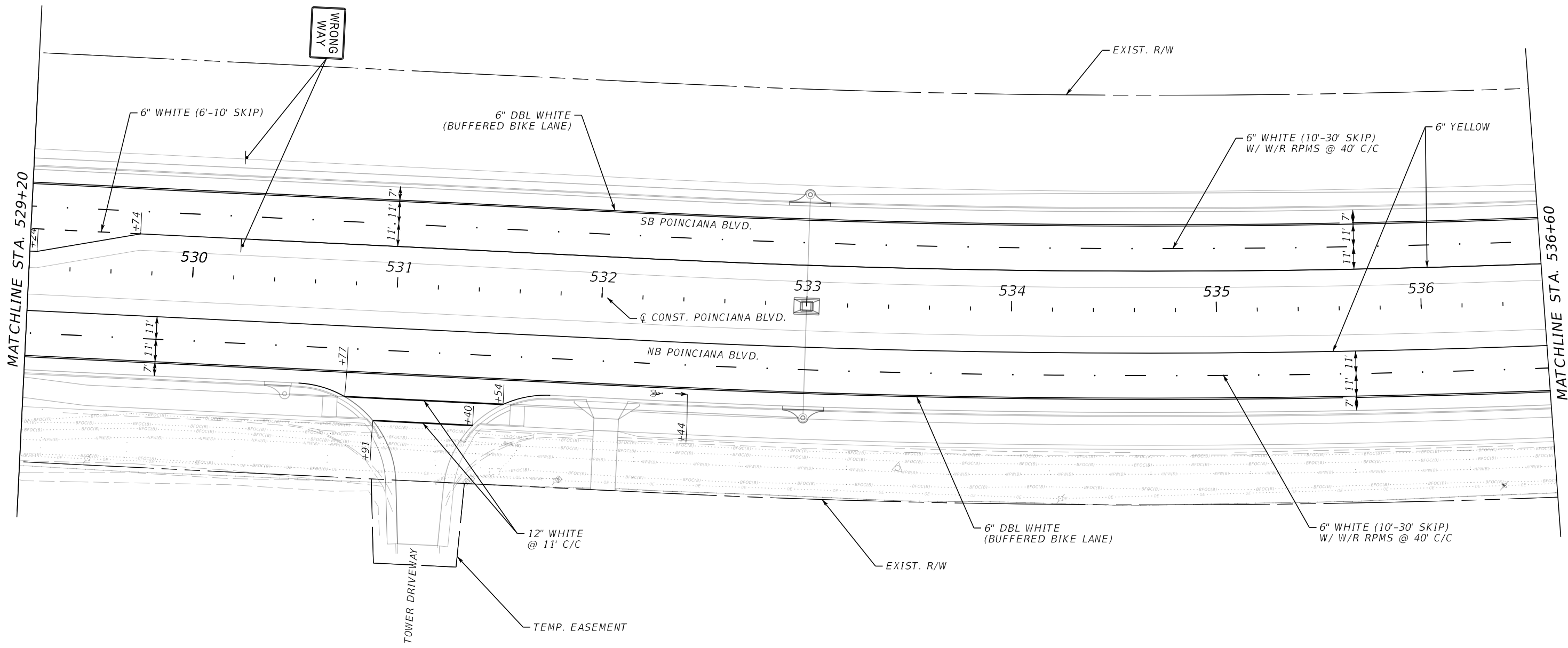
SHEET NO.
 S-32

THE OFFICIAL RECORD OF THIS SHEET IS THE ELECTRONIC FILE DIGITALLY SIGNED AND SEALED UNDER RULE 61G15-23.004, F.A.C.



R5-01A
 42" X 30"
 700-1-11 2 AS
 700-13-15 2 EA
 STA. 530+24

WRONG WAY



MATCHLINE STA. 529+20

MATCHLINE STA. 536+60

2/20/2023 2:56:52 PM 10211 S:\Workspaces\DOT\Work\sets\DOT\11386-Poinciana Blvd-Consor\20016800000\SigningAndMarking\MTP\SP01.dwg

THE OFFICIAL RECORD OF THIS SHEET IS THE ELECTRONIC FILE DIGITALLY SIGNED AND SEALED UNDER RULE 61G15-23.004, F.A.C.

REVISIONS			
DATE	DESCRIPTION	DATE	DESCRIPTION

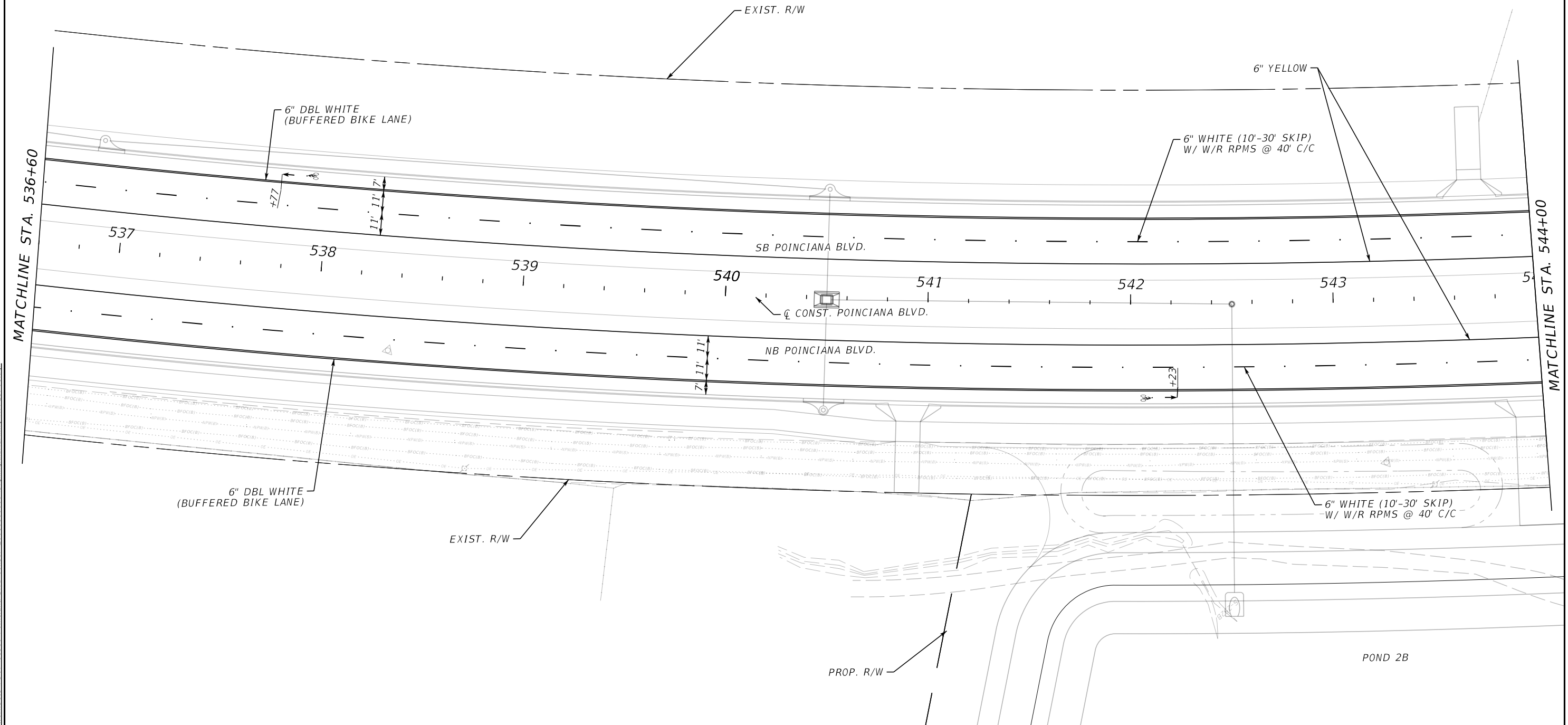
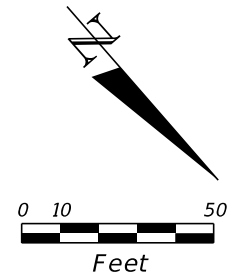
SUSANNE S. WILLIAMS, P.E.
 LICENSE NUMBER 49486
 TRAFFIC ENGINEERING DATA SOLUTIONS, INC.
 80 SPRING VISTA DRIVE
 DEBARY, FLORIDA 32713



OSCEOLA COUNTY
 TRANSPORTATION AND TRANSIT
 1 Courthouse Square, Suite 3100
 Kissimmee, Florida 34741
 (407) 742-0552 Fax:(407) 742-0560

**SIGNING AND PAVEMENT
 MARKING PLAN SHEET**

SHEET NO.
 S-33



2/20/2023 2:57:04 PM 10211
 S:\Workspaces\DOT\Work\sets\DOT\11386-Poinciana Blvd-Consor\20016800000\Staging\Marking.MTP\SP01.dwg

THE OFFICIAL RECORD OF THIS SHEET IS THE ELECTRONIC FILE DIGITALLY SIGNED AND SEALED UNDER RULE 61G15-23.004, F.A.C.

REVISIONS			
DATE	DESCRIPTION	DATE	DESCRIPTION

SUSANNE S. WILLIAMS, P.E.
 LICENSE NUMBER 49486
 TRAFFIC ENGINEERING DATA SOLUTIONS, INC.
 80 SPRING VISTA DRIVE
 DEBARY, FLORIDA 32713

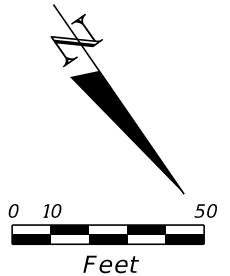
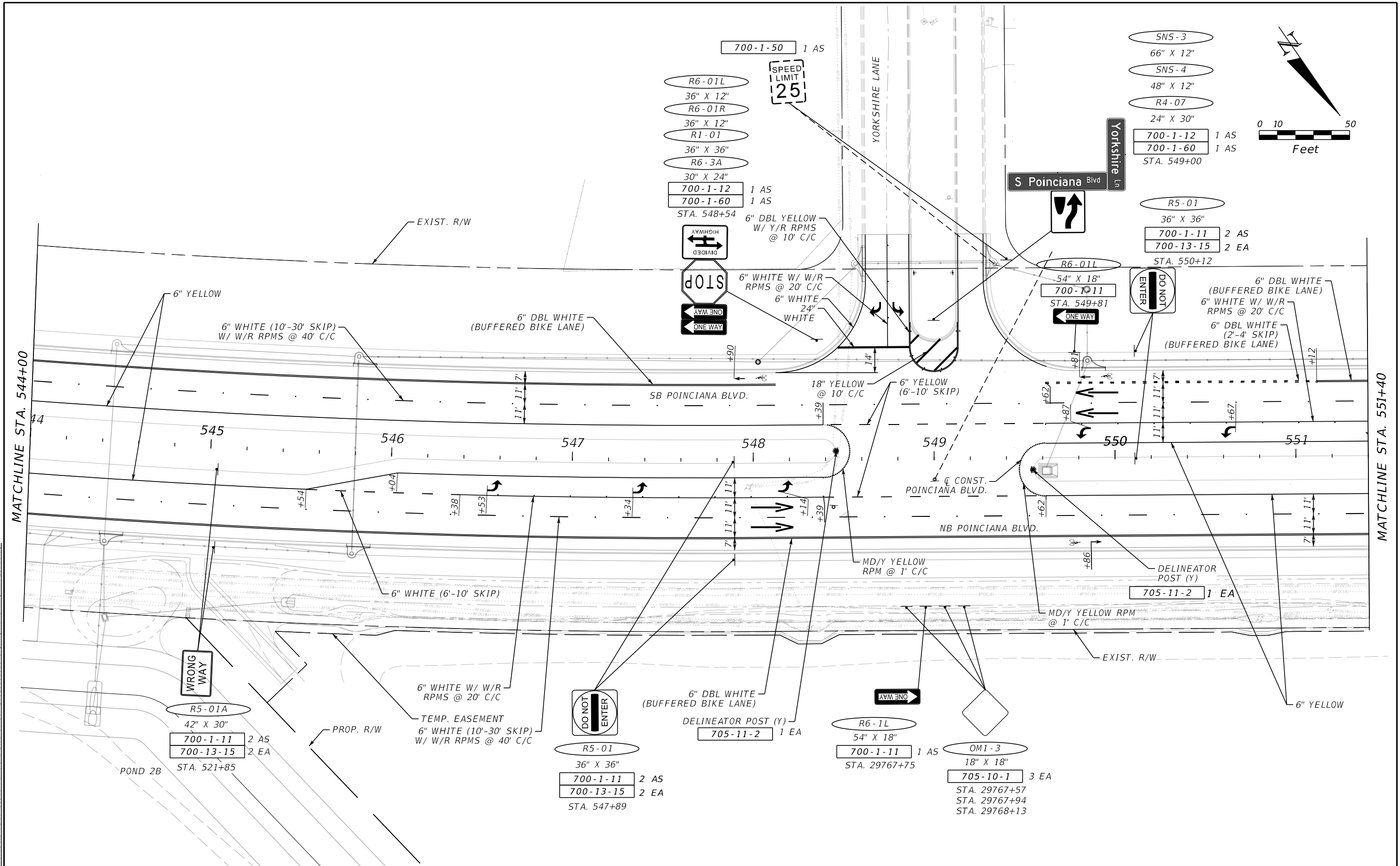


OSCEOLA COUNTY
TRANSPORTATION AND TRANSIT
 1 Courthouse Square, Suite 3100
 Kissimmee, Florida 34741
 (407) 742-0552 Fax:(407) 742-0560

**SIGNING AND PAVEMENT
 MARKING PLAN SHEET**

SHEET
 NO.
S-34

2/20/2023 2:57:11 PM 10211 S:\Workspaces\DOT\Worksets\DOT\11386-Poinciana Blvd-Consor\20016800000\SigningAndMarking\MTP1\SP01.dwg



REVISIONS			
DATE	DESCRIPTION	DATE	DESCRIPTION

SUSANNE S. WILLIAMS, P.E.
 LICENSE NUMBER 49486
 TRAFFIC ENGINEERING DATA SOLUTIONS, INC.
 80 SPRING VISTA DRIVE
 DEBARY, FLORIDA 32713

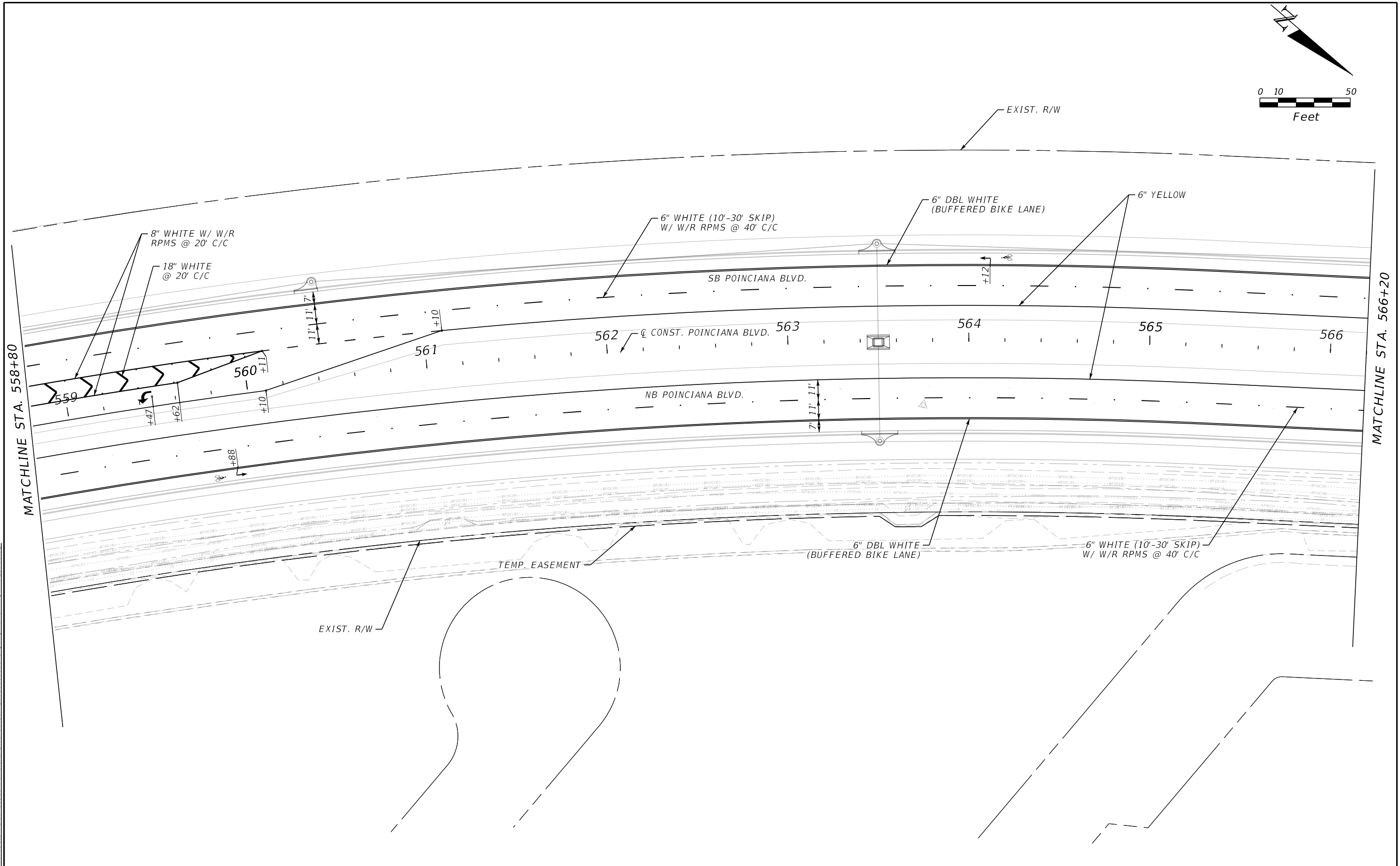
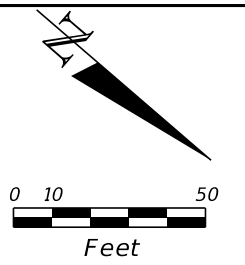


OSCEOLA COUNTY
TRANSPORTATION AND TRANSIT
 1 Courthouse Square, Suite 3100
 Kissimmee, Florida 34741
 (407) 742-0552 Fax:(407) 742-0560

SIGNING AND PAVEMENT MARKING PLAN SHEET

SHEET NO.
S-35

THE OFFICIAL RECORD OF THIS SHEET IS THE ELECTRONIC FILE DIGITALLY SIGNED AND SEALED UNDER RULE 61G15-23.004, F.A.C.



2/20/2023 2:57:26 PM 10211
 S:\workspaces\DOT\worksets\DOT\11386-Poinciana Blvd-Consor\20016800000\SigningAndMarking\MTP\SP01.dwg

MATCHLINE STA. 558+80

MATCHLINE STA. 566+20

THE OFFICIAL RECORD OF THIS SHEET IS THE ELECTRONIC FILE DIGITALLY SIGNED AND SEALED UNDER RULE 61G15-23.004, F.A.C.

REVISIONS		REVISIONS	
DATE	DESCRIPTION	DATE	DESCRIPTION

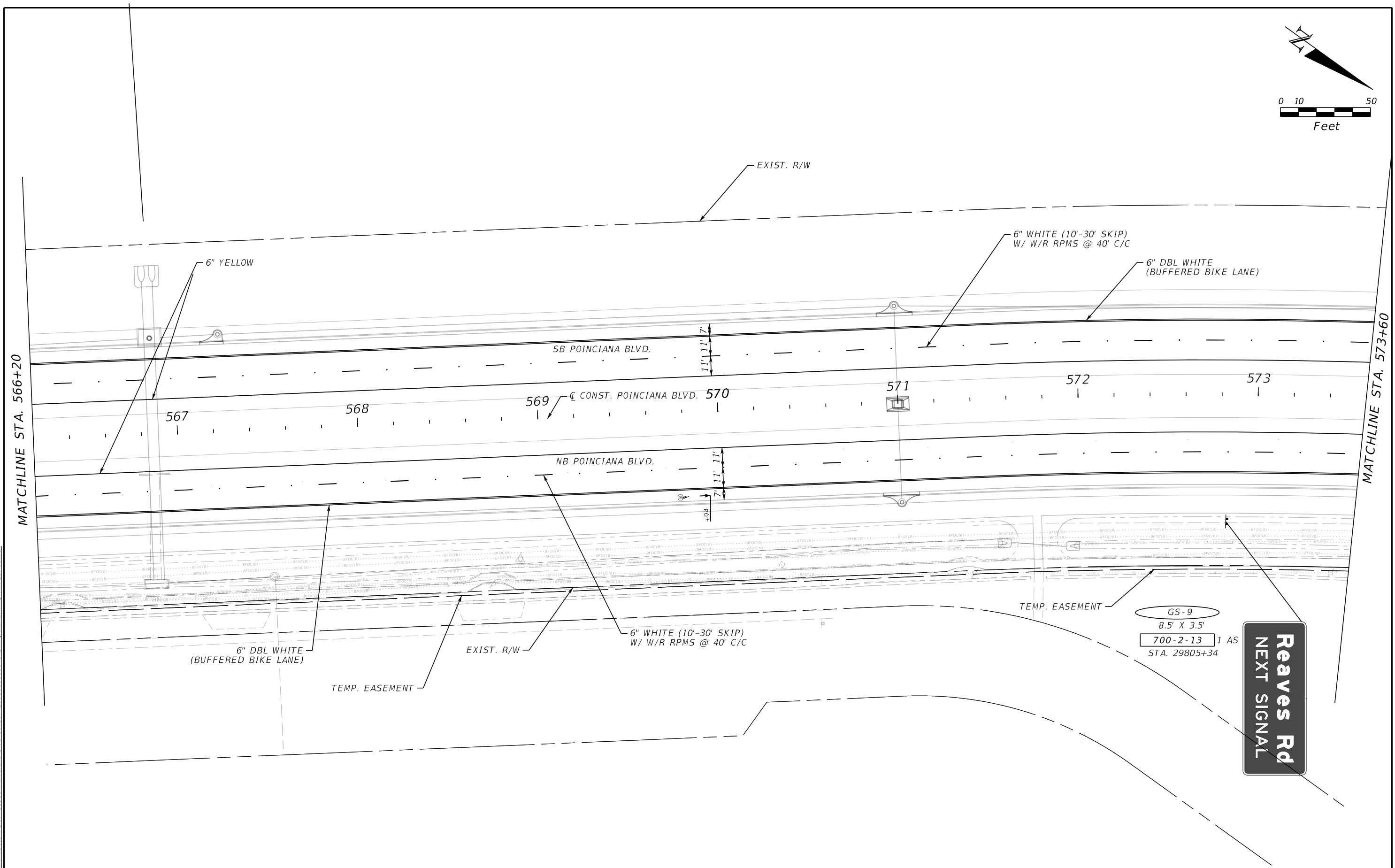
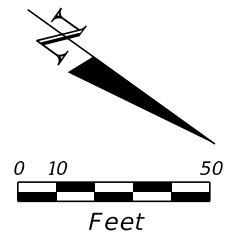
SUSANNE S. WILLIAMS, P.E.
 LICENSE NUMBER 49486
 TRAFFIC ENGINEERING DATA SOLUTIONS, INC.
 80 SPRING VISTA DRIVE
 DEBARY, FLORIDA 32713



OSCEOLA COUNTY
TRANSPORTATION AND TRANSIT
 1 Courthouse Square, Suite 3100
 Kissimmee, Florida 34741
 (407) 742-0552 Fax:(407) 742-0560

SIGNING AND PAVEMENT
MARKING PLAN SHEET

SHEET
NO.
S-37



2/20/2023 2:57:33 PM 10211
 S:\Workspaces\DOT\Work\sets\DOT\11386-Poinciana Blvd-Consor\20016800000\SigningAndMarking\MTP1\SP01.dwg

THE OFFICIAL RECORD OF THIS SHEET IS THE ELECTRONIC FILE DIGITALLY SIGNED AND SEALED UNDER RULE 61G15-23.004, F.A.C.

REVISIONS			
DATE	DESCRIPTION	DATE	DESCRIPTION

SUSANNE S. WILLIAMS, P.E.
 LICENSE NUMBER 49486
 TRAFFIC ENGINEERING DATA SOLUTIONS, INC.
 80 SPRING VISTA DRIVE
 DEBARY, FLORIDA 32713



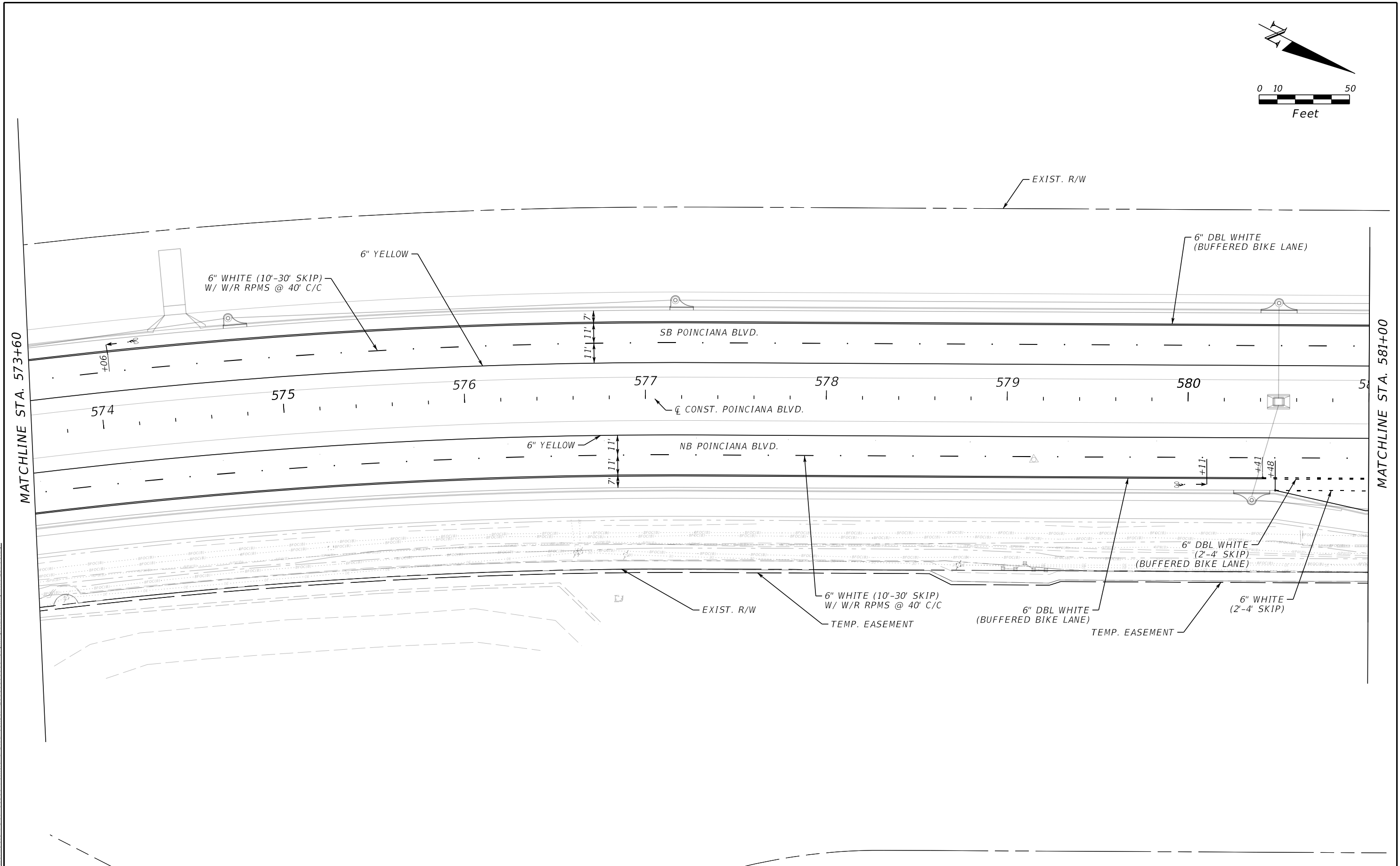
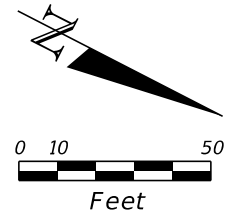
OSCEOLA COUNTY
TRANSPORTATION AND TRANSIT
 1 Courthouse Square, Suite 3100
 Kissimmee, Florida 34741
 (407) 742-0552 Fax:(407) 742-0560

**SIGNING AND PAVEMENT
 MARKING PLAN SHEET**

SHEET NO.
S-38

GS-9
 8.5' X 3.5'
 700-2-13 1 AS
 STA. 29805+34

Reaves Rd
NEXT SIGNAL



2/20/2023 2:57:40 PM 10211
 S:\Workspaces\DOT\Work\sets\DOT\11386-Poinciana Blvd-Consor\20016800000\SignalingAndMarking\MTP\SP01.dwg

THE OFFICIAL RECORD OF THIS SHEET IS THE ELECTRONIC FILE DIGITALLY SIGNED AND SEALED UNDER RULE 61G15-23.004, F.A.C.

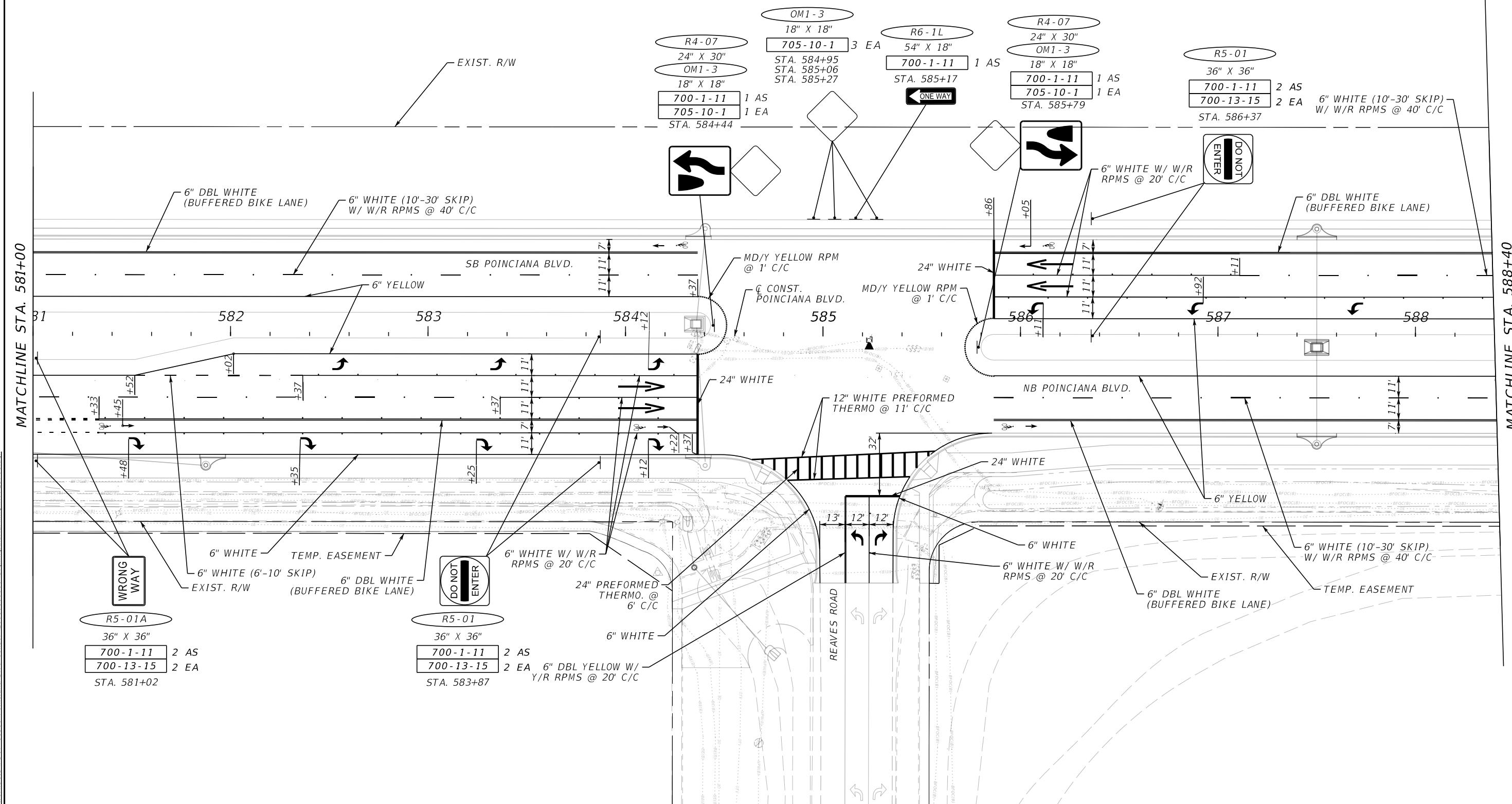
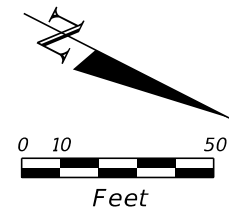
REVISIONS			
DATE	DESCRIPTION	DATE	DESCRIPTION

SUSANNE S. WILLIAMS, P.E.
 LICENSE NUMBER 49486
 TRAFFIC ENGINEERING DATA SOLUTIONS, INC.
 80 SPRING VISTA DRIVE
 DEBARY, FLORIDA 32713

OSCEOLA COUNTY
TRANSPORTATION AND TRANSIT
 1 Courthouse Square, Suite 3100
 Kissimmee, Florida 34741
 (407) 742-0552 Fax: (407) 742-0560

SIGNING AND PAVEMENT
MARKING PLAN SHEET

SHEET
NO.
S-39



MATCHLINE STA. 581+00

MATCHLINE STA. 588+40

2/20/2023 2:57:40 PM 10211 S:\Workspaces\DOT\Work\Set\DOT\11386-Poinciana Blvd-Consor\2001680000\SigningAndMarking\MTP\SP01.dwg

THE OFFICIAL RECORD OF THIS SHEET IS THE ELECTRONIC FILE DIGITALLY SIGNED AND SEALED UNDER RULE 61G15-23.004, F.A.C.

REVISIONS			
DATE	DESCRIPTION	DATE	DESCRIPTION

SUSANNE S. WILLIAMS, P.E.
 LICENSE NUMBER 49486
 TRAFFIC ENGINEERING DATA SOLUTIONS, INC.
 80 SPRING VISTA DRIVE
 DEBARY, FLORIDA 32713

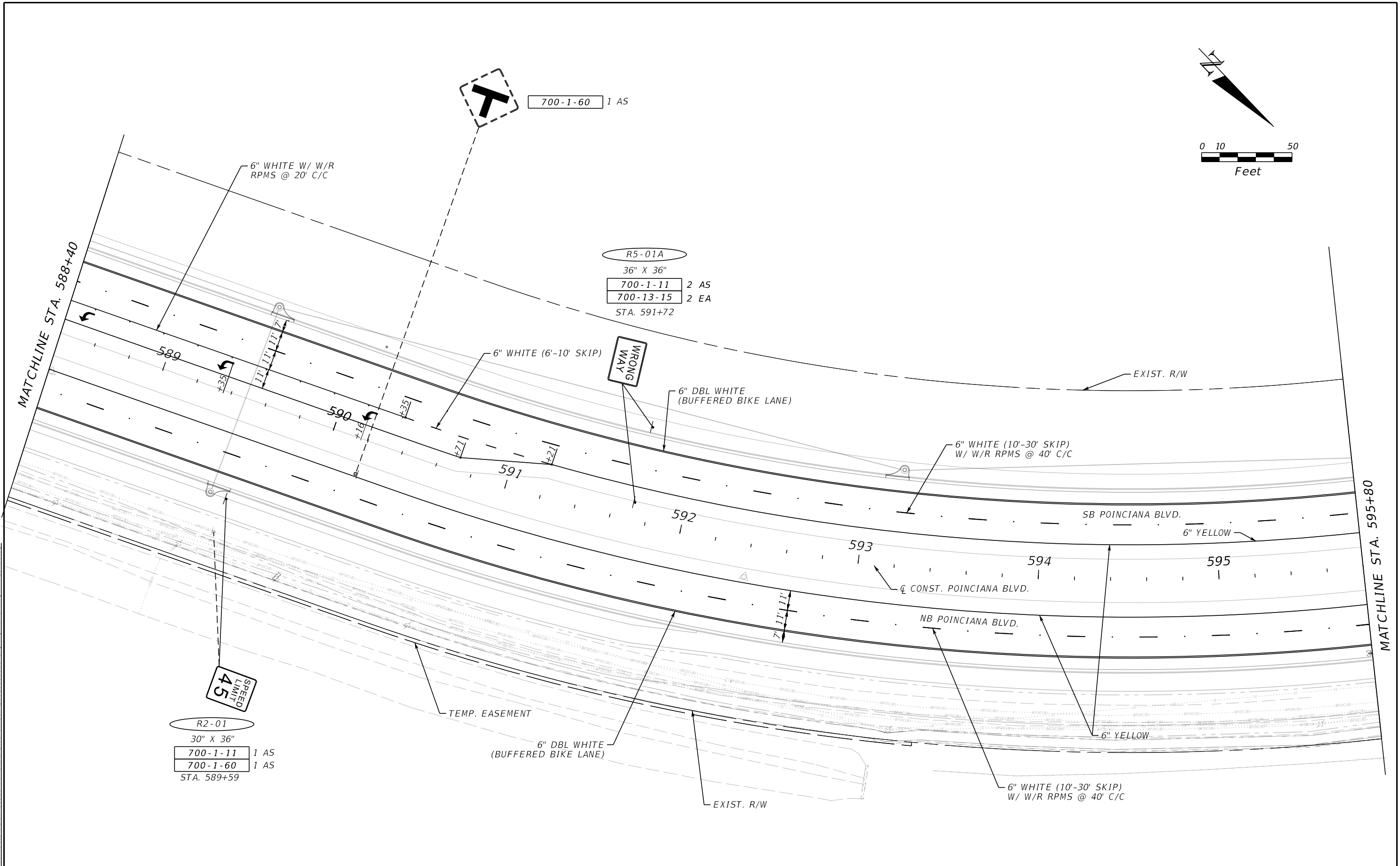
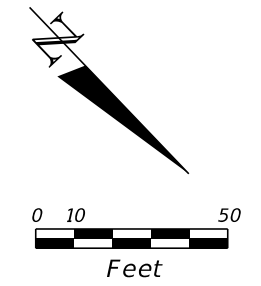


OSCEOLA COUNTY
 TRANSPORTATION AND TRANSIT
 1 Courthouse Square, Suite 3100
 Kissimmee, Florida 34741
 (407) 742-0552 Fax:(407) 742-0560

**SIGNING AND PAVEMENT
 MARKING PLAN SHEET**

SHEET NO.
 S-40

2/20/2023 2:57:48 PM 10211 S:\Workspaces\DOT\Worksets\DOT\11386-Poinciana Blvd-Consor\20016800000\SigningAndMarking\MTP\SP01.dwg



R2-01
30" X 36"
700-1-11 1 AS
700-1-60 1 AS
STA. 589+59

R5-01A
36" X 36"
700-1-11 2 AS
700-13-15 2 EA
STA. 591+72

700-1-60 1 AS

SPEED LIMIT 45

MATCHLINE STA. 588+40

MATCHLINE STA. 595+80

REVISIONS			
DATE	DESCRIPTION	DATE	DESCRIPTION

SUSANNE S. WILLIAMS, P.E.
LICENSE NUMBER 49486
TRAFFIC ENGINEERING DATA SOLUTIONS, INC.
80 SPRING VISTA DRIVE
DEBARY, FLORIDA 32713



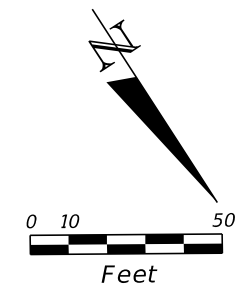
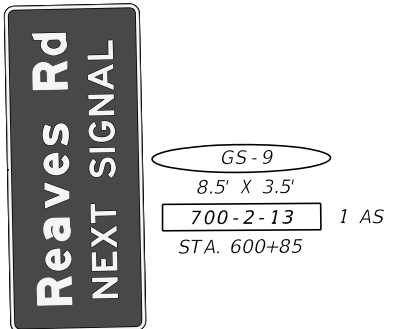
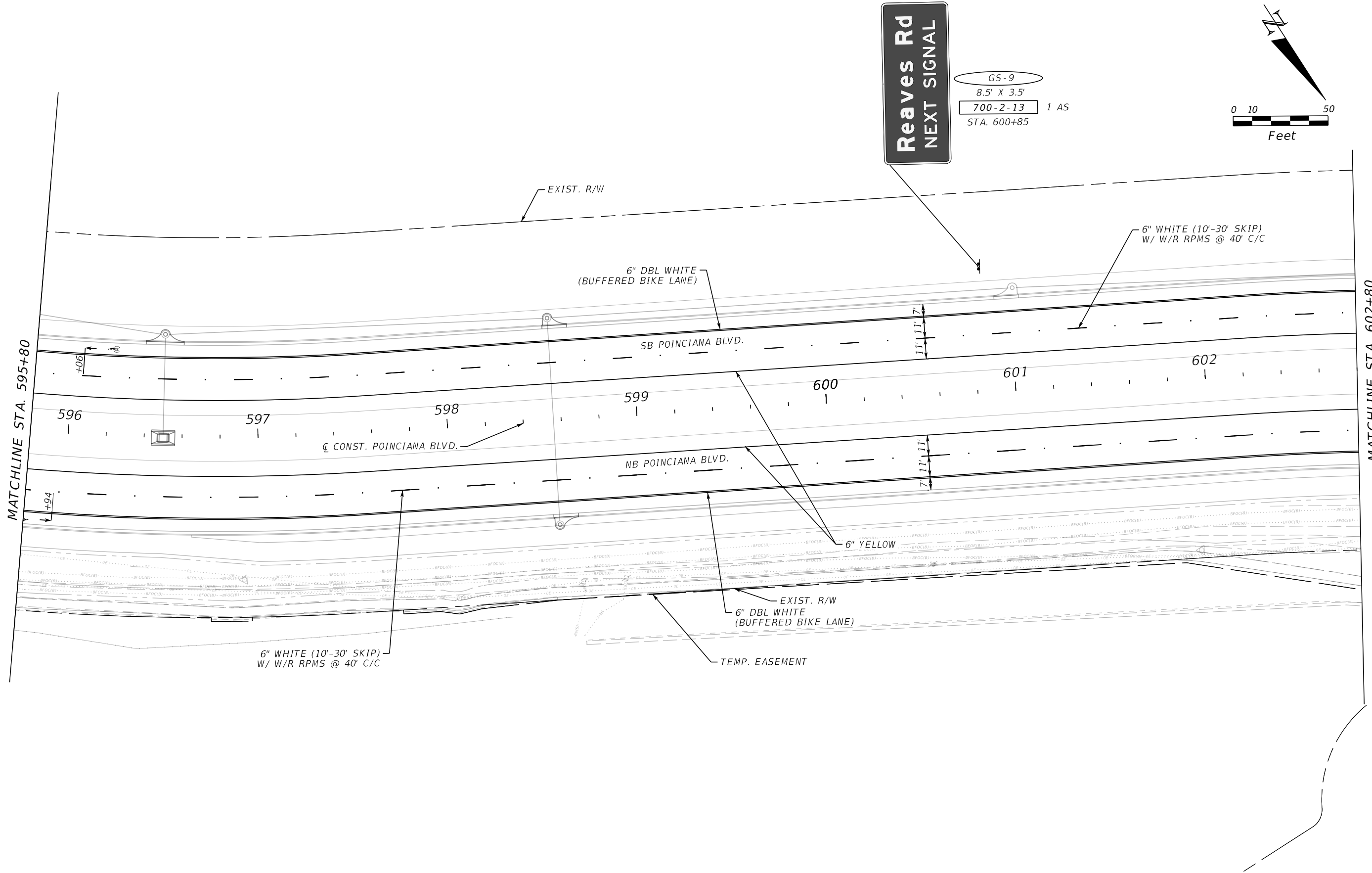
OSCEOLA COUNTY
TRANSPORTATION AND TRANSIT
1 Courthouse Square, Suite 3100
Kissimmee, Florida 34741
(407) 742-0552 Fax:(407) 742-0560

**SIGNING AND PAVEMENT
MARKING PLAN SHEET**

SHEET NO.
S-41

THE OFFICIAL RECORD OF THIS SHEET IS THE ELECTRONIC FILE DIGITALLY SIGNED AND SEALED UNDER RULE 61G15-23.004, F.A.C.

2/20/2023 2:57:55 PM 10211
 S:\Workspaces\DOT\Worksets\DOT\11386-Poinciana Blvd-Consor\20016800000\SigningAndMarking\TP1\SP01.dwg



MATCHLINE STA. 595+80

MATCHLINE STA. 602+80

REVISIONS			
DATE	DESCRIPTION	DATE	DESCRIPTION

SUSANNE S. WILLIAMS, P.E.
 LICENSE NUMBER 49486
 TRAFFIC ENGINEERING DATA SOLUTIONS, INC.
 80 SPRING VISTA DRIVE
 DEBARY, FLORIDA 32713

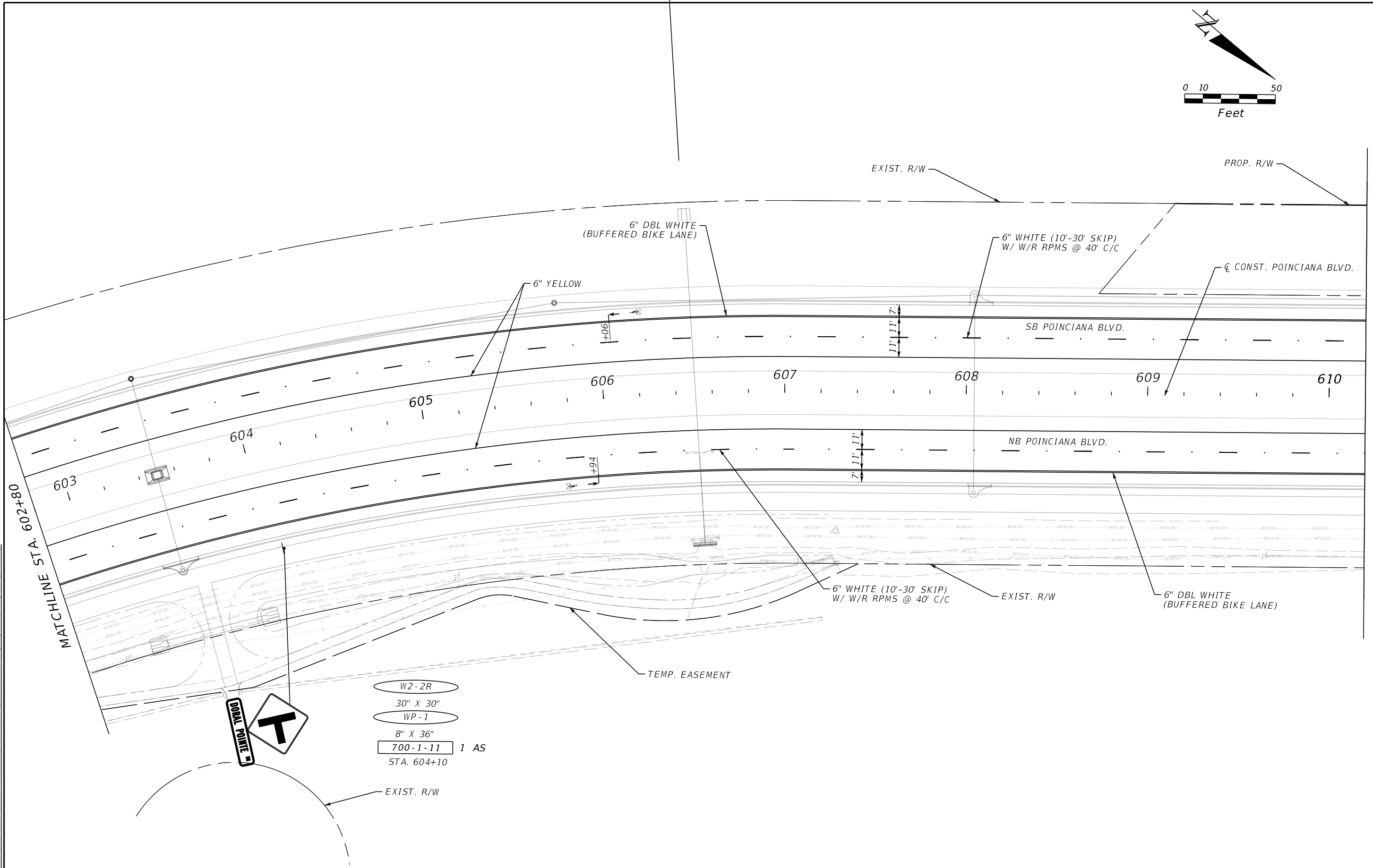
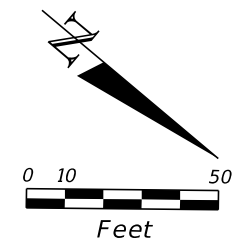


OSCEOLA COUNTY
 TRANSPORTATION AND TRANSIT
 1 Courthouse Square, Suite 3100
 Kissimmee, Florida 34741
 (407) 742-0552 Fax:(407) 742-0560

**SIGNING AND PAVEMENT
 MARKING PLAN SHEET**

SHEET NO.
 S-42

THE OFFICIAL RECORD OF THIS SHEET IS THE ELECTRONIC FILE DIGITALLY SIGNED AND SEALED UNDER RULE 61G15-23.004, F.A.C.



- W2-2R
- 30" X 30"
- WP-1
- 8" X 36"
- 700-1-11 1 AS
- STA. 604+10

2/20/2023 2:58:03 PM 10211 S:\Workspaces\DOT\Worksets\DOT\1386-Poinciana Blvd-Consor\2001680000\SigningAndMarking\MPLSP01.dwg

MATCHLINE STA. 610+20

THE OFFICIAL RECORD OF THIS SHEET IS THE ELECTRONIC FILE DIGITALLY SIGNED AND SEALED UNDER RULE 61G15-23.004, F.A.C.

REVISIONS			
DATE	DESCRIPTION	DATE	DESCRIPTION

SUSANNE S. WILLIAMS, P.E.
 LICENSE NUMBER 49486
 TRAFFIC ENGINEERING DATA SOLUTIONS, INC.
 80 SPRING VISTA DRIVE
 DEBARY, FLORIDA 32713

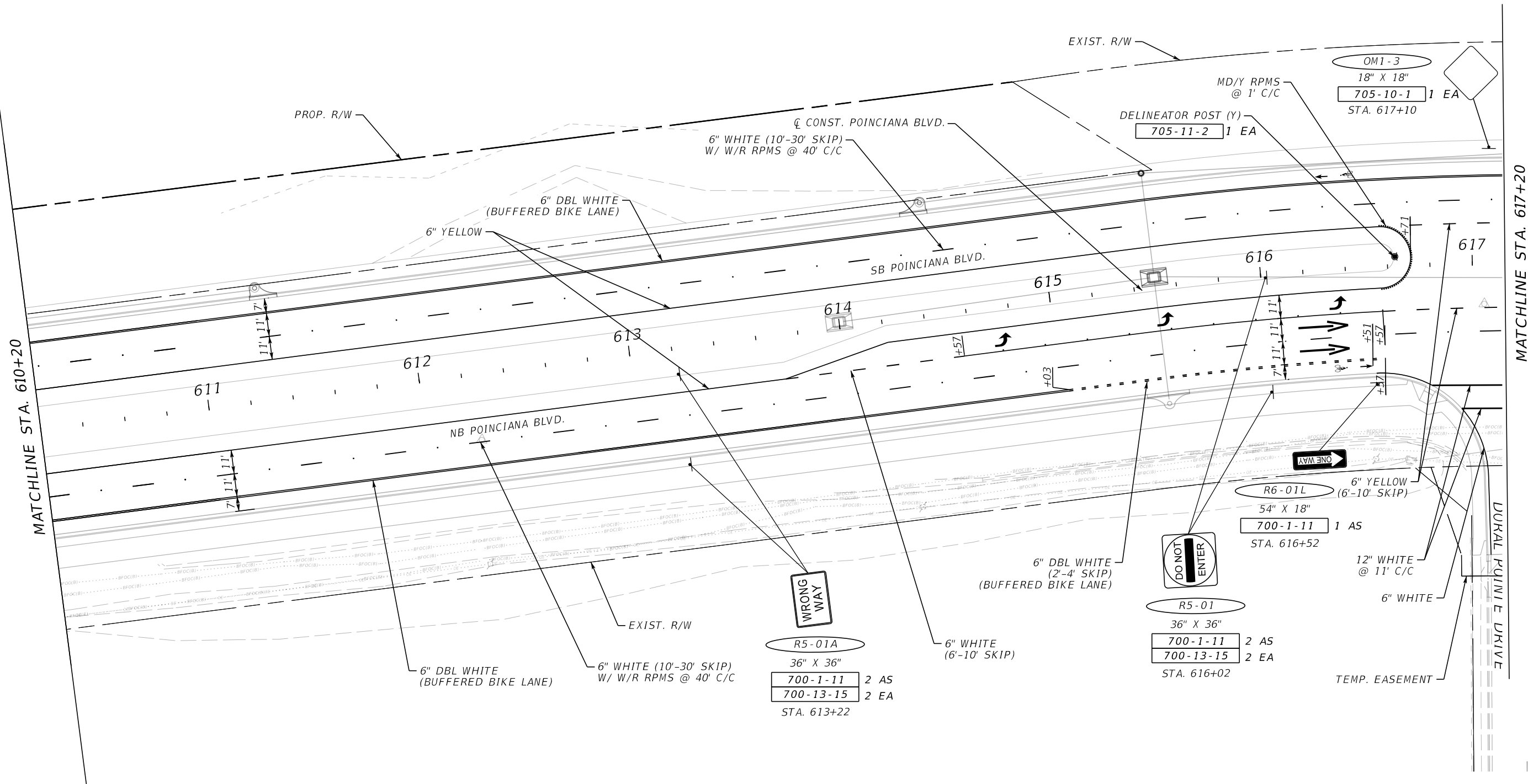
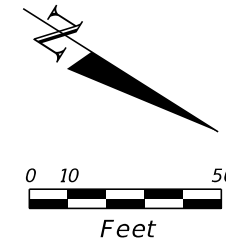


OSCEOLA COUNTY
TRANSPORTATION AND TRANSIT
 1 Courthouse Square, Suite 3100
 Kissimmee, Florida 34741
 (407) 742-0552 Fax:(407) 742-0560

SIGNING AND PAVEMENT
MARKING PLAN SHEET

SHEET
NO.
S-43

2/20/2023 2:58:10 PM 10211 S:\workspaces\DOT\work\sets\DOT\11386-Poinciana Blvd-Const\20016800000\SigningAndMarking\MPLSP01.dwg



REVISIONS			
DATE	DESCRIPTION	DATE	DESCRIPTION

SUSANNE S. WILLIAMS, P.E.
 LICENSE NUMBER 49486
 TRAFFIC ENGINEERING DATA SOLUTIONS, INC.
 80 SPRING VISTA DRIVE
 DEBARY, FLORIDA 32713



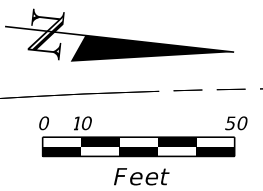
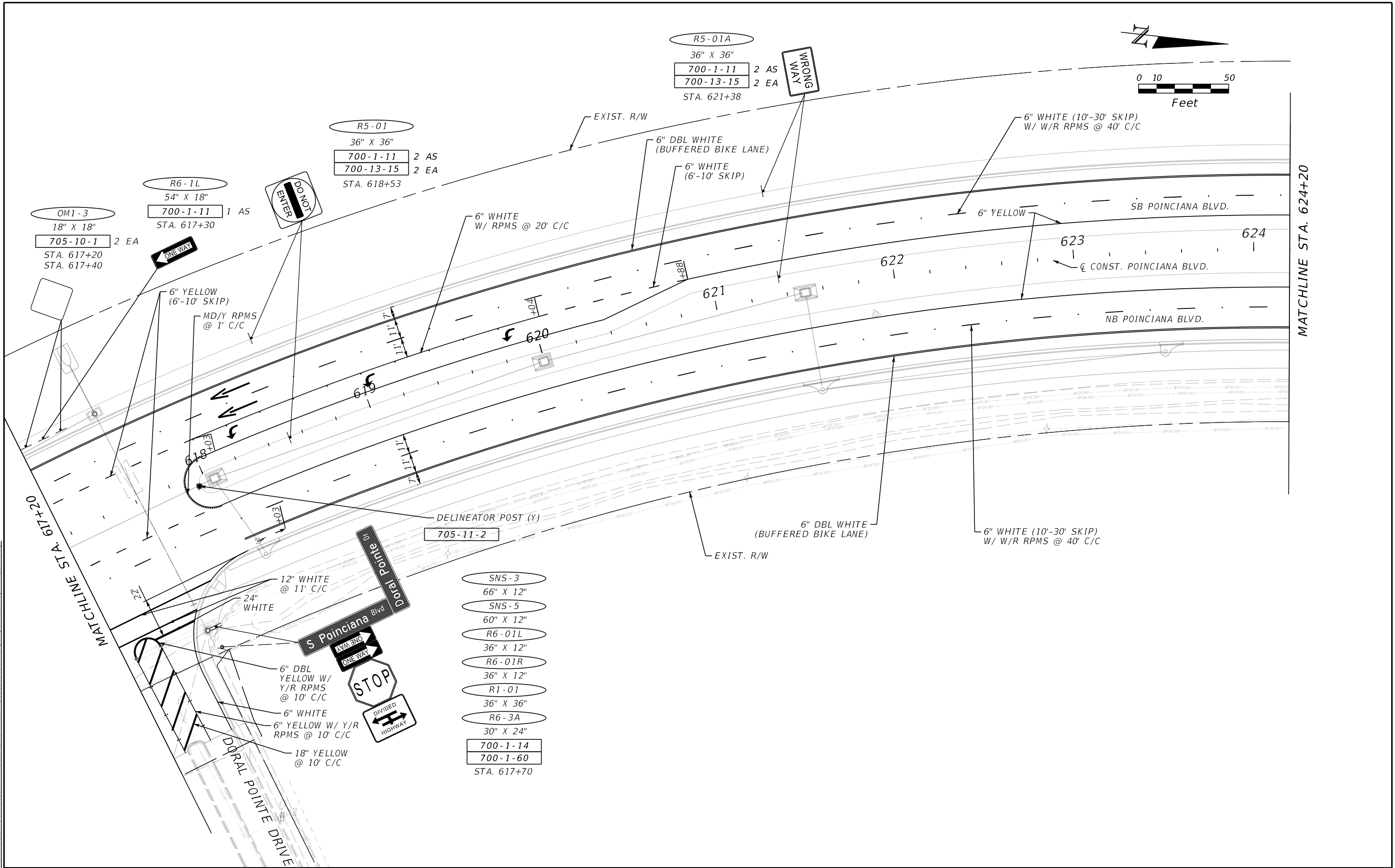
OSCEOLA COUNTY
 TRANSPORTATION AND TRANSIT
 1 Courthouse Square, Suite 3100
 Kissimmee, Florida 34741
 (407) 742-0552 Fax:(407) 742-0560

**SIGNING AND PAVEMENT
 MARKING PLAN SHEET**

SHEET NO.
 S-44

THE OFFICIAL RECORD OF THIS SHEET IS THE ELECTRONIC FILE DIGITALLY SIGNED AND SEALED UNDER RULE 61G15-23.004, F.A.C.

2/20/2023 2:58:12 PM 10211 S:\Workspaces\DOT\Worksets\DOT\11386-Poinciana Blvd-Consor\20016800000\SigningAndMarking\MTP\SP01.dwg



- SNS-3
66" X 12"
- SNS-5
60" X 12"
- R6-01L
36" X 12"
- R6-01R
36" X 12"
- R1-01
36" X 36"
- R6-3A
30" X 24"
- 700-1-14
- 700-1-60
- STA. 617+70

REVISIONS			
DATE	DESCRIPTION	DATE	DESCRIPTION

SUSANNE S. WILLIAMS, P.E.
 LICENSE NUMBER 49486
 TRAFFIC ENGINEERING DATA SOLUTIONS, INC.
 80 SPRING VISTA DRIVE
 DEBARY, FLORIDA 32713

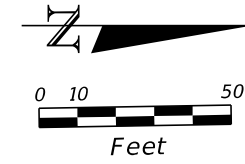


OSCEOLA COUNTY
 TRANSPORTATION AND TRANSIT
 1 Courthouse Square, Suite 3100
 Kissimmee, Florida 34741
 (407) 742-0552 Fax:(407) 742-0560

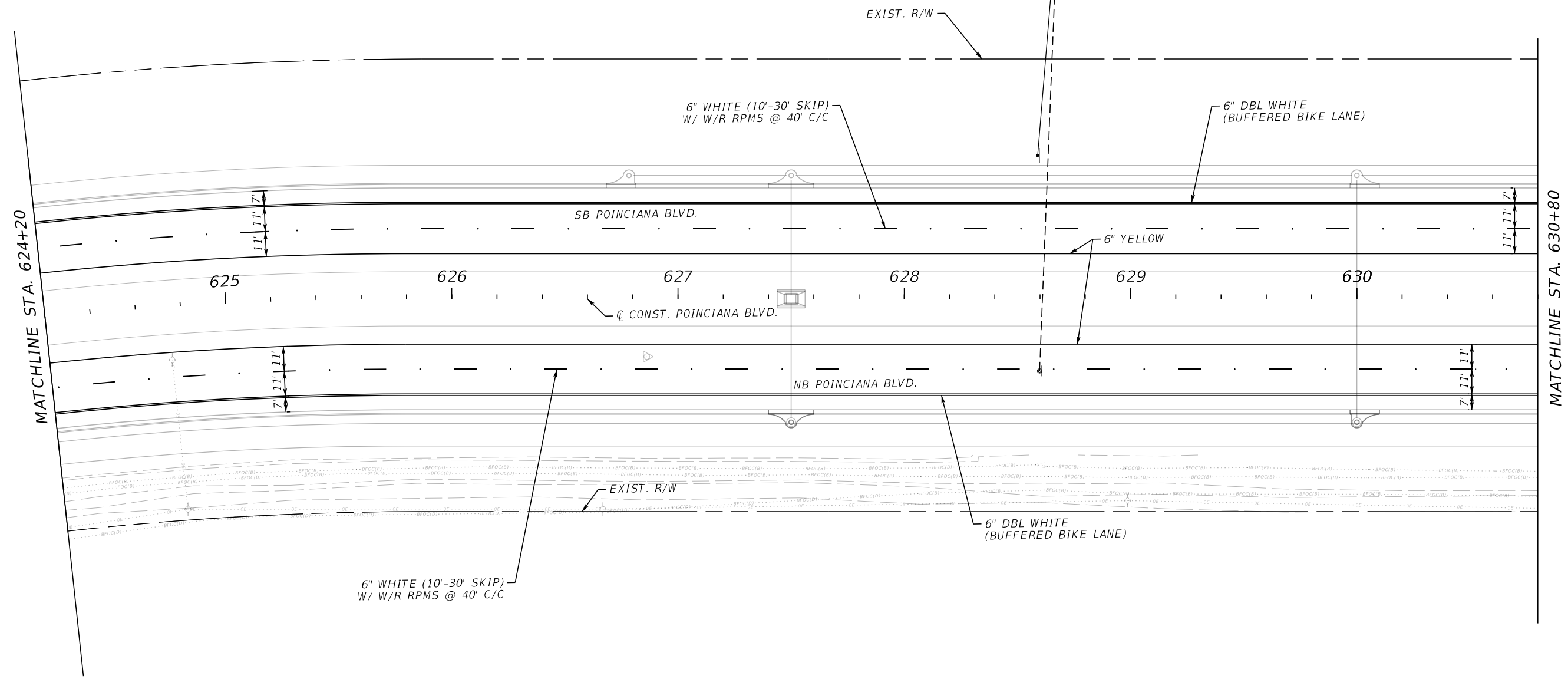

**SIGNING AND PAVEMENT
 MARKING PLAN SHEET**

SHEET NO.
 S-45

THE OFFICIAL RECORD OF THIS SHEET IS THE ELECTRONIC FILE DIGITALLY SIGNED AND SEALED UNDER RULE 61G15-23.004, F.A.C.



- W2-2L
30" X 30"
- WP-1
8" X 36"
- 700-1-11
- 700-1-60
- STA. 628+60

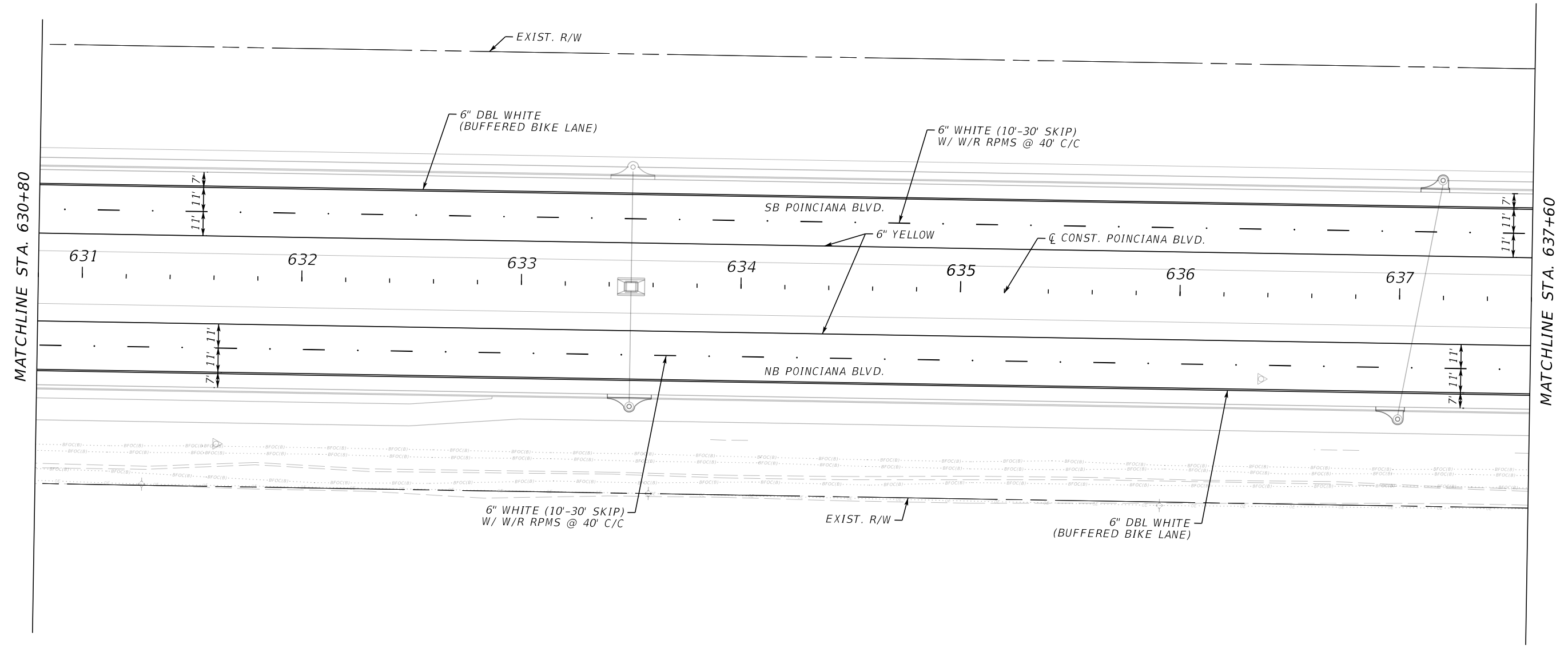
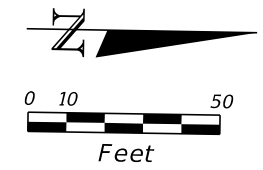


2/20/2023 2:58:25 PM 10211
 S:\Workspaces\DOT\Worksets\DOT\1386-Poinciana Blvd-Consor\2001680000\SignalingAndMarking\MTP\SP01.dwg

THE OFFICIAL RECORD OF THIS SHEET IS THE ELECTRONIC FILE DIGITALLY SIGNED AND SEALED UNDER RULE 61G15-23.004, F.A.C.

REVISIONS			
DATE	DESCRIPTION	DATE	DESCRIPTION

SUSANNE S. WILLIAMS, P.E. LICENSE NUMBER 49486 TRAFFIC ENGINEERING DATA SOLUTIONS, INC. 80 SPRING VISTA DRIVE DEBARY, FLORIDA 32713		OSCEOLA COUNTY TRANSPORTATION AND TRANSIT 1 Courthouse Square, Suite 3100 Kissimmee, Florida 34741 (407) 742-0552 Fax:(407) 742-0560	SIGNING AND PAVEMENT MARKING PLAN SHEET
SHEET NO.			S-46



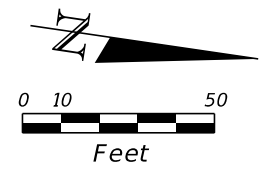
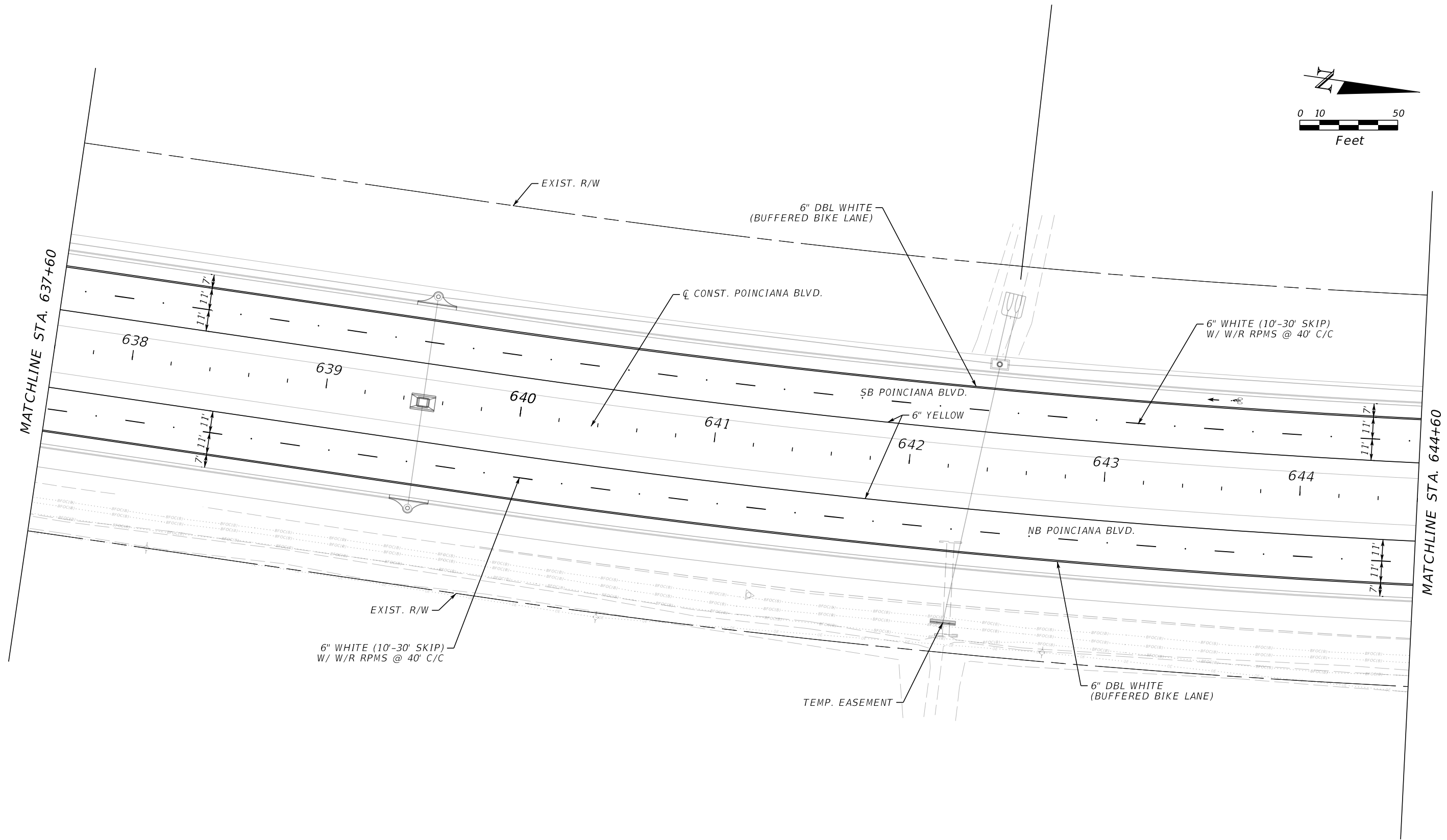
2/20/2023 2:58:32 PM 10211
 S:\Workspaces\DOT\Work\sets\DOT\1386-Poinciana Blvd-Consor\20016800000\SigningAndMarking\MTP\SP01.dwg

THE OFFICIAL RECORD OF THIS SHEET IS THE ELECTRONIC FILE DIGITALLY SIGNED AND SEALED UNDER RULE 61G15-23.004, F.A.C.

REVISIONS			
DATE	DESCRIPTION	DATE	DESCRIPTION

SUSANNE S. WILLIAMS, P.E. LICENSE NUMBER 49486 TRAFFIC ENGINEERING DATA SOLUTIONS, INC. 80 SPRING VISTA DRIVE DEBARY, FLORIDA 32713		OSCEOLA COUNTY TRANSPORTATION AND TRANSIT 1 Courthouse Square, Suite 3100 Kissimmee, Florida 34741 (407) 742-0552 Fax:(407) 742-0560	SIGNING AND PAVEMENT MARKING PLAN SHEET
SHEET NO.			S-47

2/20/2023 2:58:39 PM 10211
 S:\Workspaces\DOT\Worksets\FDOT\11386-Poinciana Blvd-Consor\2001680000\Staging\AntMarking\MTP\SP01.dwg



REVISIONS			
DATE	DESCRIPTION	DATE	DESCRIPTION

SUSANNE S. WILLIAMS, P.E.
 LICENSE NUMBER 49486
 TRAFFIC ENGINEERING DATA SOLUTIONS, INC.
 80 SPRING VISTA DRIVE
 DEBARY, FLORIDA 32713



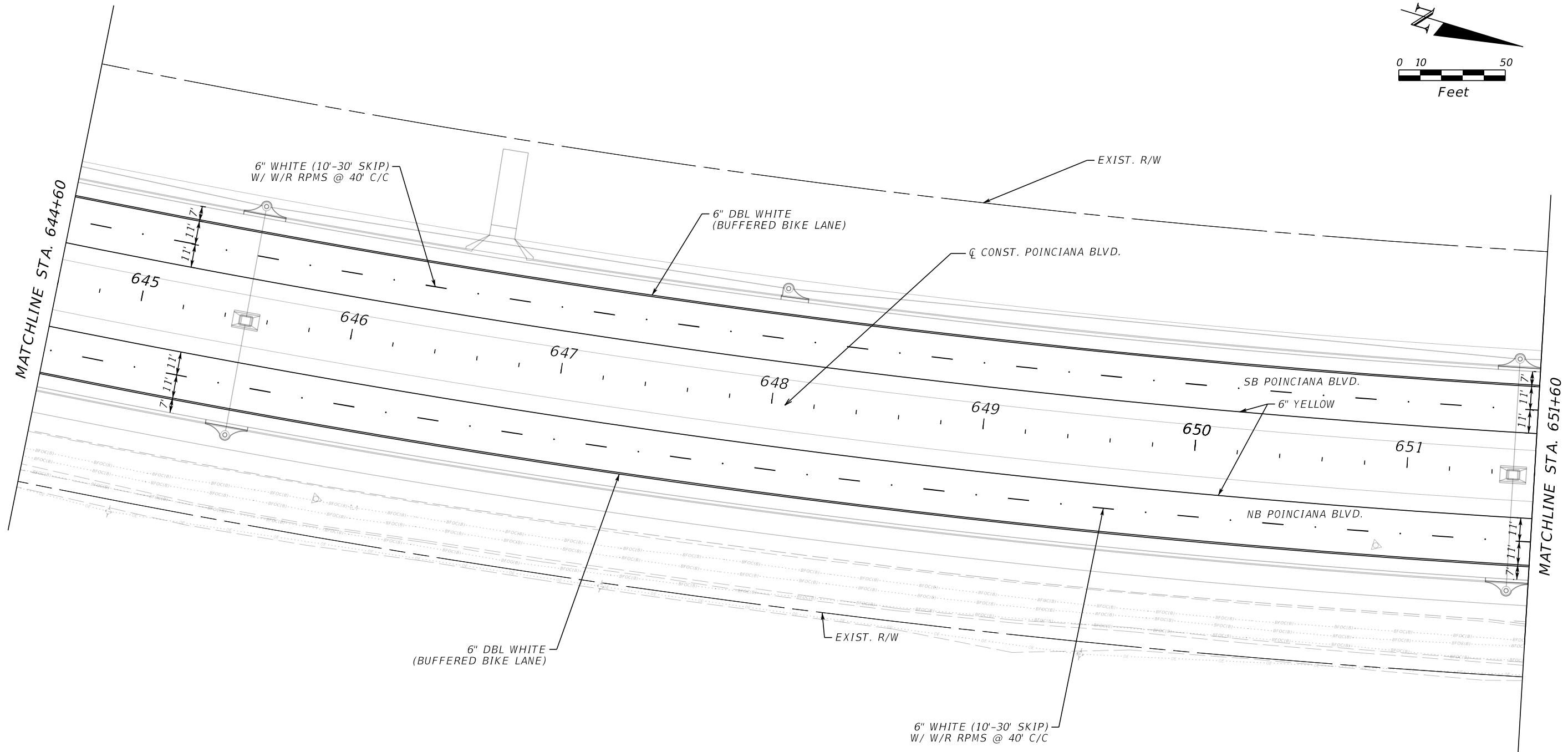
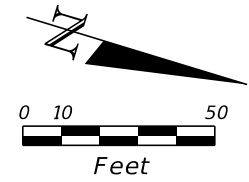
OSCEOLA COUNTY
 TRANSPORTATION AND TRANSIT
 1 Courthouse Square, Suite 3100
 Kissimmee, Florida 34741
 (407) 742-0552 Fax:(407) 742-0560

**SIGNING AND PAVEMENT
 MARKING PLAN SHEET**

SHEET NO.
 S-48

THE OFFICIAL RECORD OF THIS SHEET IS THE ELECTRONIC FILE DIGITALLY SIGNED AND SEALED UNDER RULE 61G15-23.004, F.A.C.

2/20/2023 2:58:47 PM 10211
 S:\Workspaces\DOT\Worksets\DOT\11386-Poinciana Blvd-Consor\20016800000\SigningAndMarking\TPI\SP01.dwg



REVISIONS			
DATE	DESCRIPTION	DATE	DESCRIPTION

SUSANNE S. WILLIAMS, P.E.
 LICENSE NUMBER 49486
 TRAFFIC ENGINEERING DATA SOLUTIONS, INC.
 80 SPRING VISTA DRIVE
 DEBARY, FLORIDA 32713



OSCEOLA COUNTY
 TRANSPORTATION AND TRANSIT
 1 Courthouse Square, Suite 3100
 Kissimmee, Florida 34741
 (407) 742-0552 Fax:(407) 742-0560

**SIGNING AND PAVEMENT
 MARKING PLAN SHEET**

SHEET NO.
 S-49

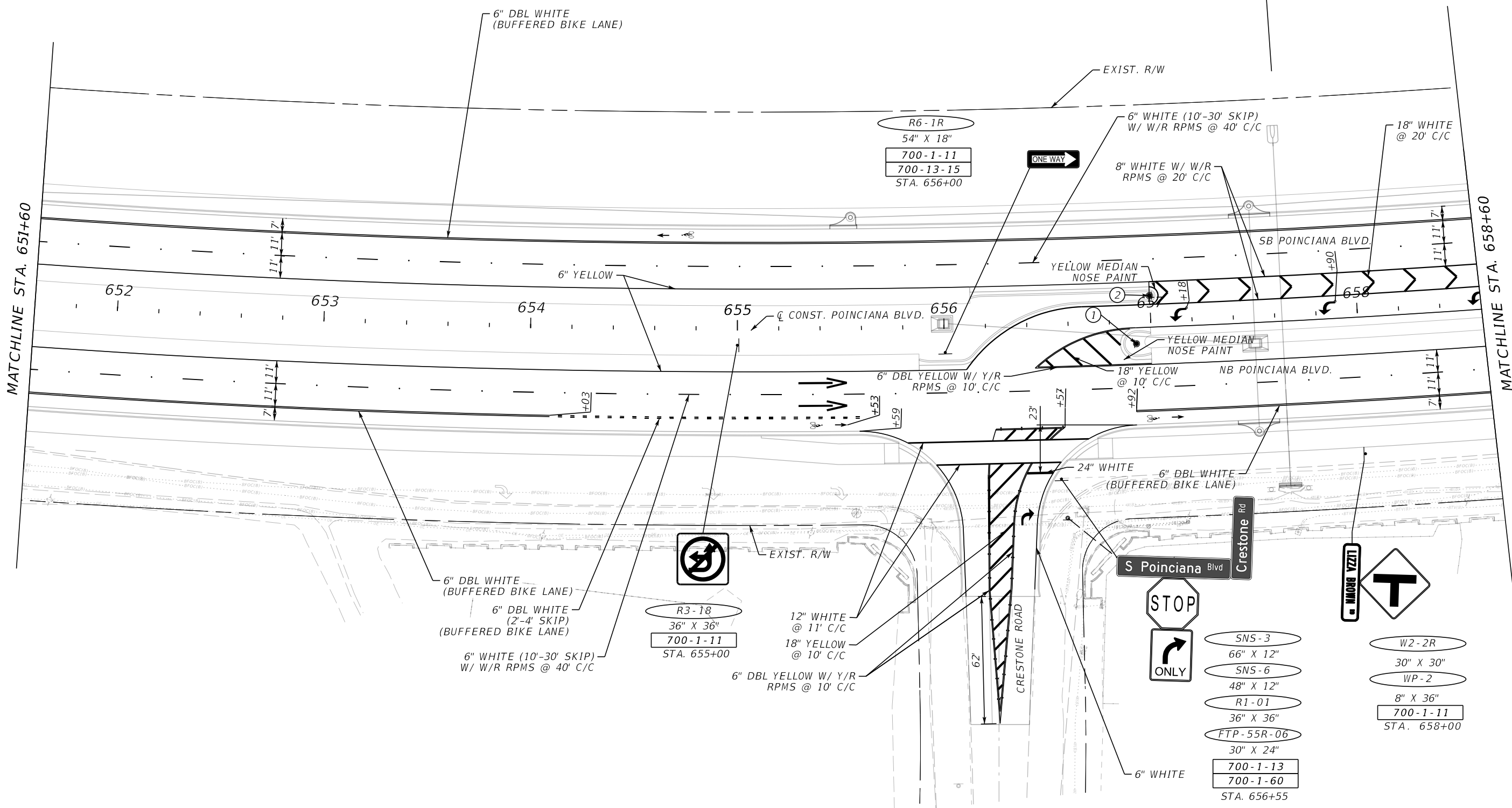
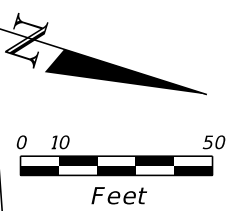
THE OFFICIAL RECORD OF THIS SHEET IS THE ELECTRONIC FILE DIGITALLY SIGNED AND SEALED UNDER RULE 61G15-23.004, F.A.C.

2/20/2023 2:58:54 PM 10211
 S:\Workspaces\DOT\Worksets\DOT\11386-Poinciana Blvd-Corridor\20016800000\SigningAndMarking\MTP\SP01.dwg

MATCHLINE STA. 651+60

MATCHLINE STA. 658+60

- DELINEATOR POST (Y) - ①
- DELINEATOR POST (W) - ②
- 705-11-2 2 EA



REVISIONS			
DATE	DESCRIPTION	DATE	DESCRIPTION

SUSANNE S. WILLIAMS, P.E.
 LICENSE NUMBER 49486
 TRAFFIC ENGINEERING DATA SOLUTIONS, INC.
 80 SPRING VISTA DRIVE
 DEBARY, FLORIDA 32713



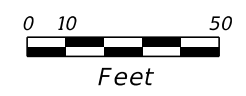

OSCEOLA COUNTY
 TRANSPORTATION AND TRANSIT
 1 Courthouse Square, Suite 3100
 Kissimmee, Florida 34741
 (407) 742-0552 Fax:(407) 742-0560

SIGNING AND PAVEMENT MARKING PLAN SHEET

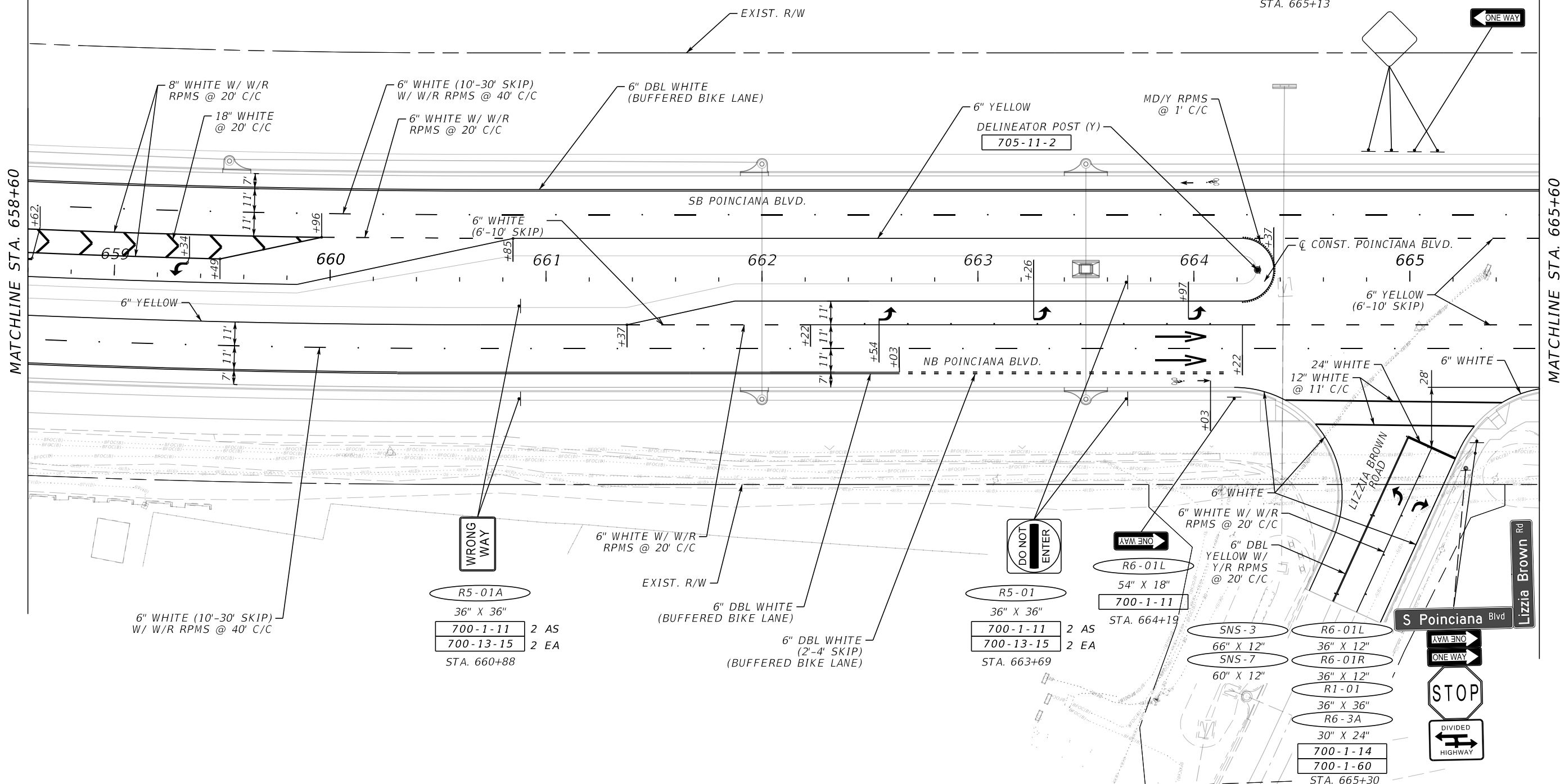
<ul style="list-style-type: none"> SNS-3 66" X 12" SNS-6 48" X 12" R1-01 36" X 36" FTP-55R-06 30" X 24" 700-1-13 700-1-60 STA. 656+55 	<ul style="list-style-type: none"> W2-2R 30" X 30" WP-2 8" X 36" 700-1-11 STA. 658+00
--	--

SHEET NO.
 S-50

THE OFFICIAL RECORD OF THIS SHEET IS THE ELECTRONIC FILE DIGITALLY SIGNED AND SEALED UNDER RULE 61G15-23.004, F.A.C.



- OM1-3
18" X 18"
705-10-1 3 EA
STA. 664+81
STA. 664+91
STA. 665+13
- R6-01L
54" X 18"
700-1-11 1 AS
STA. 665+02



2/20/2023 2:59:51 PM 10211 S:\workspaces\DOT\Work\sets\DOT\11386-Poinciana Blvd-Concor\2001680000\SigningAndMarking\MTP\SP01.dwg

THE OFFICIAL RECORD OF THIS SHEET IS THE ELECTRONIC FILE DIGITALLY SIGNED AND SEALED UNDER RULE 61G15-23.004, F.A.C.

REVISIONS			
DATE	DESCRIPTION	DATE	DESCRIPTION

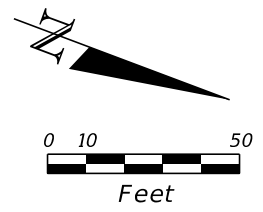
SUSANNE S. WILLIAMS, P.E.
 LICENSE NUMBER 49486
 TRAFFIC ENGINEERING DATA SOLUTIONS, INC.
 80 SPRING VISTA DRIVE
 DEBARY, FLORIDA 32713



OSCEOLA COUNTY
 TRANSPORTATION AND TRANSIT
 1 Courthouse Square, Suite 3100
 Kissimmee, Florida 34741
 (407) 742-0552 Fax:(407) 742-0560

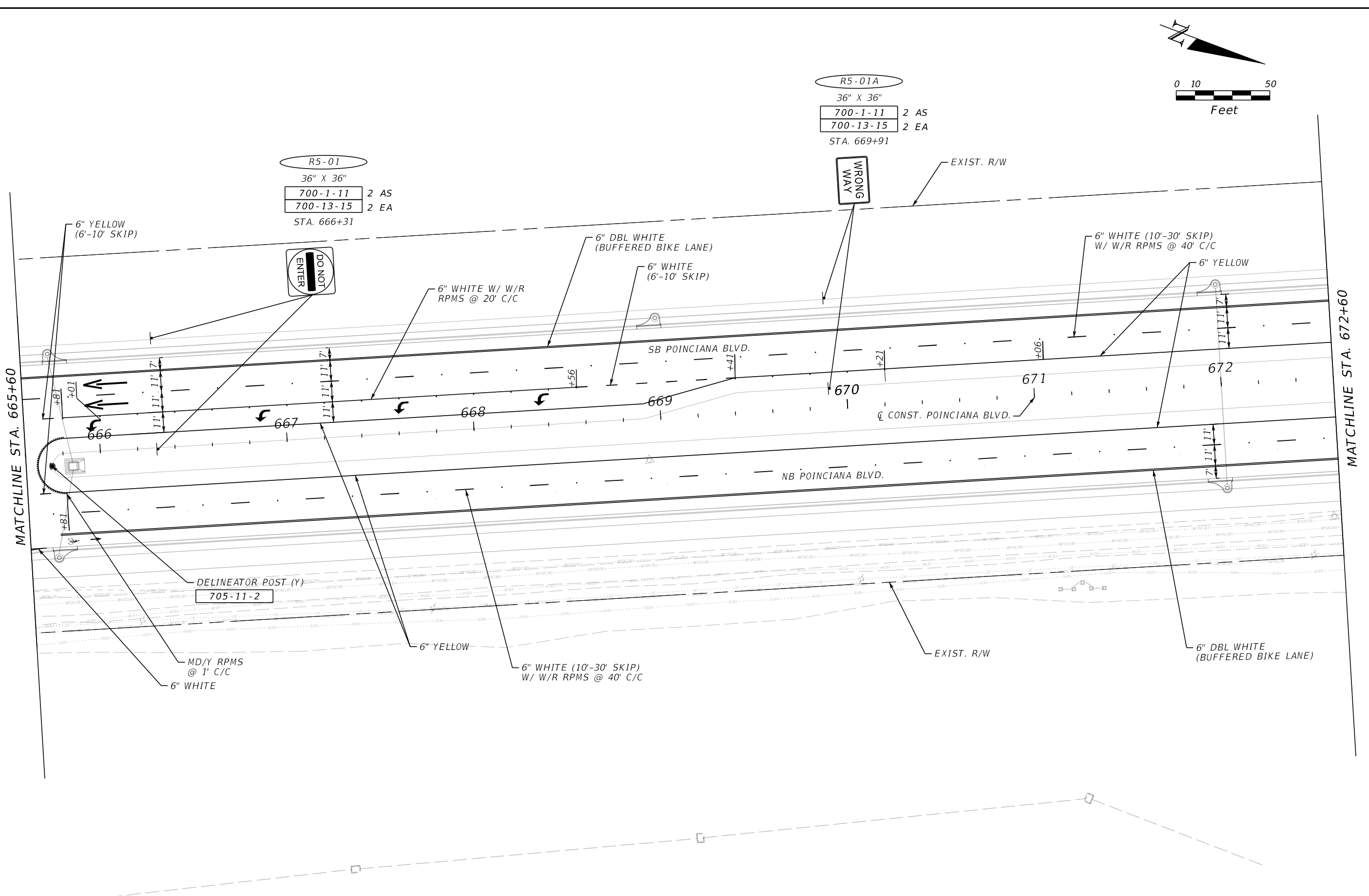
**SIGNING AND PAVEMENT
 MARKING PLAN SHEET**

SHEET NO.
 S-51



R5-01A
36" X 36"
700-1-11 2 AS
700-13-15 2 EA
STA. 669+91

R5-01
36" X 36"
700-1-11 2 AS
700-13-15 2 EA
STA. 666+31



DELINEATOR POST (Y)
705-11-2

MD/Y RPMS
@ 1' C/C
6" WHITE

6" WHITE (10'-30' SKIP)
W/ W/R RPMS @ 40' C/C

6" DBL WHITE
(BUFFERED BIKE LANE)

2/20/2023 2:59:58 PM 10211 S:\workspaces\DOT\Work\sets\DOT\11386-Poinciana Blvd-Consor\20016800000\SigningAndMarking\MTP\SP01.dwg

REVISIONS			
DATE	DESCRIPTION	DATE	DESCRIPTION

SUSANNE S. WILLIAMS, P.E.
LICENSE NUMBER 49486
TRAFFIC ENGINEERING DATA SOLUTIONS, INC.
80 SPRING VISTA DRIVE
DEBARY, FLORIDA 32713



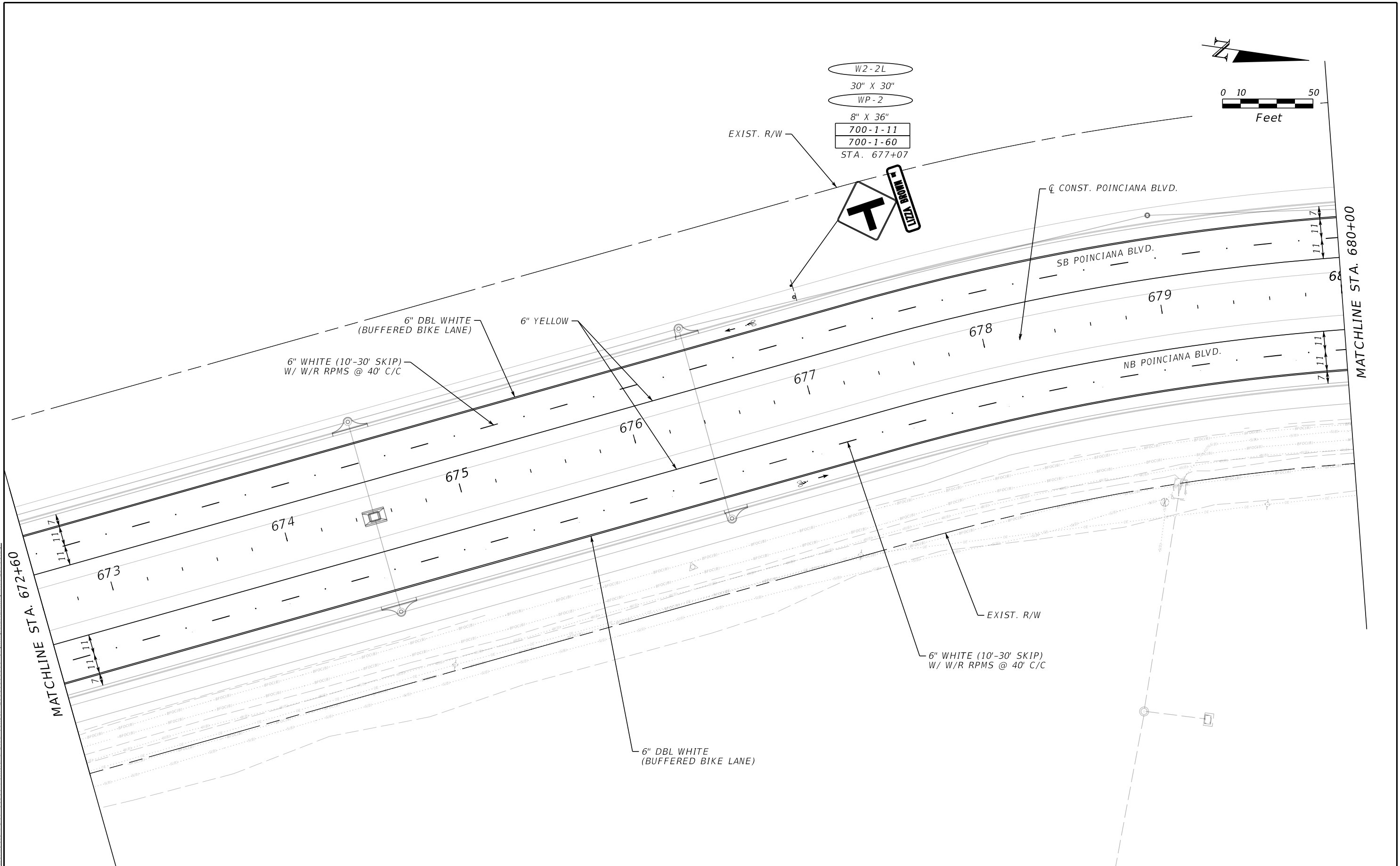
OSCEOLA COUNTY
TRANSPORTATION AND TRANSIT
1 Courthouse Square, Suite 3100
Kissimmee, Florida 34741
(407) 742-0552 Fax:(407) 742-0560

**SIGNING AND PAVEMENT
MARKING PLAN SHEET**

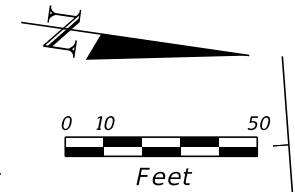
SHEET
NO.
S-52

THE OFFICIAL RECORD OF THIS SHEET IS THE ELECTRONIC FILE DIGITALLY SIGNED AND SEALED UNDER RULE 61G15-23.004, F.A.C.

2/20/2023 3:00:06 PM 10211
 S:\Workspaces\DOT\Work\sets\DOT\11386-Poinciana Blvd-Consor\20016800000\SigningAndMarking\MTP\SP01.dwg



- W2-2L
- 30" X 30"
- WP-2
- 8" X 36"
- 700-1-11
- 700-1-60
- STA. 677+07



REVISIONS			
DATE	DESCRIPTION	DATE	DESCRIPTION

SUSANNE S. WILLIAMS, P.E.
 LICENSE NUMBER 49486
 TRAFFIC ENGINEERING DATA SOLUTIONS, INC.
 80 SPRING VISTA DRIVE
 DEBARY, FLORIDA 32713



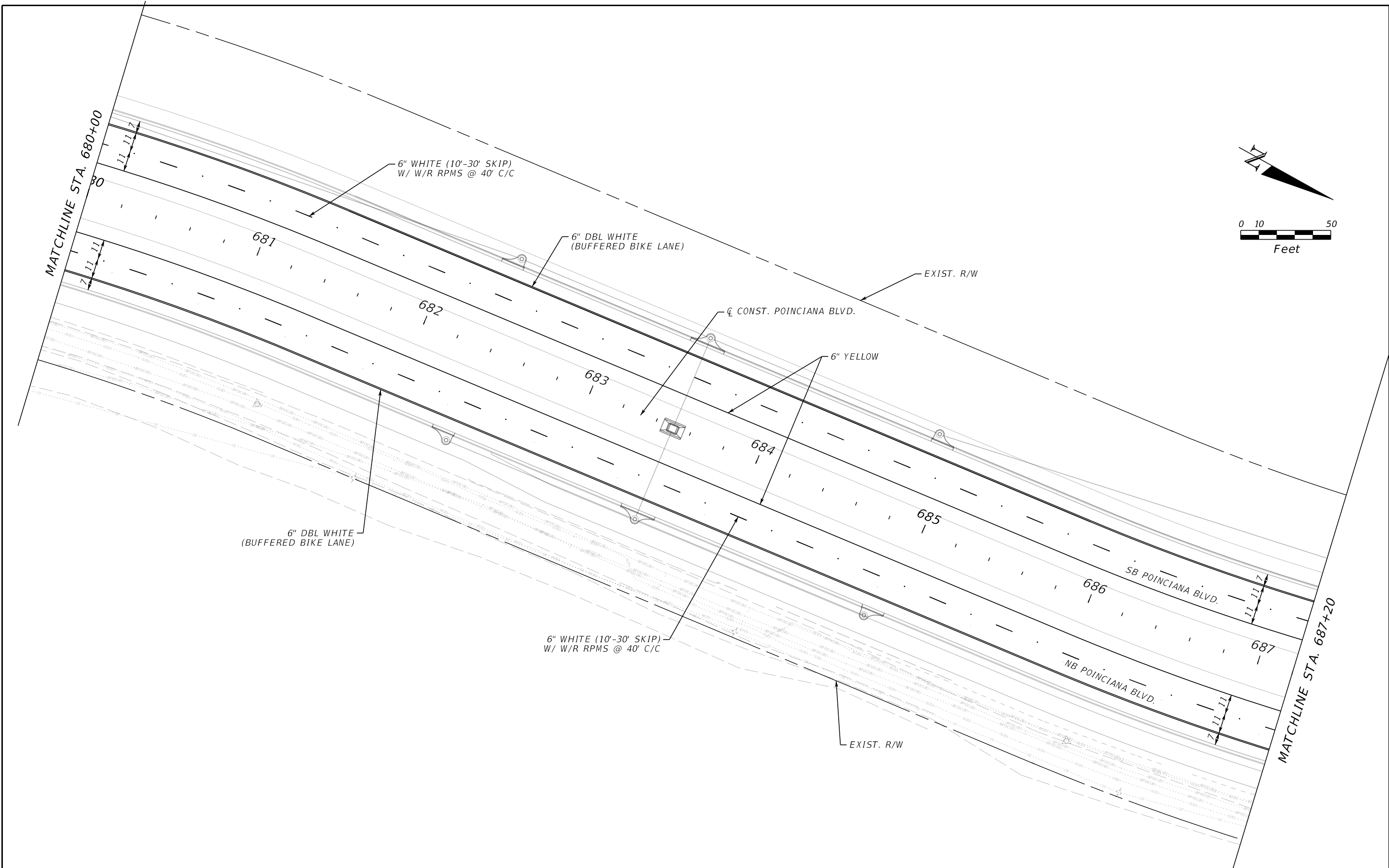
OSCEOLA COUNTY
 TRANSPORTATION AND TRANSIT
 1 Courthouse Square, Suite 3100
 Kissimmee, Florida 34741
 (407) 742-0552 Fax:(407) 742-0560

**SIGNING AND PAVEMENT
 MARKING PLAN SHEET**

SHEET NO.
 S-53

THE OFFICIAL RECORD OF THIS SHEET IS THE ELECTRONIC FILE DIGITALLY SIGNED AND SEALED UNDER RULE 61G15-23.004, F.A.C.

2/20/2023 3:00:13 PM 10211
 S:\Workspaces\DOT\Worksets\DOT\11386-Poinciana Blvd-Consor\20016800000\SigningAndMarking\MTPLSP01.dwg



THE OFFICIAL RECORD OF THIS SHEET IS THE ELECTRONIC FILE DIGITALLY SIGNED AND SEALED UNDER RULE 61G15-23.004, F.A.C.

REVISIONS			
DATE	DESCRIPTION	DATE	DESCRIPTION

SUSANNE S. WILLIAMS, P.E.
 LICENSE NUMBER 49486
 TRAFFIC ENGINEERING DATA SOLUTIONS, INC.
 80 SPRING VISTA DRIVE
 DEBARY, FLORIDA 32713

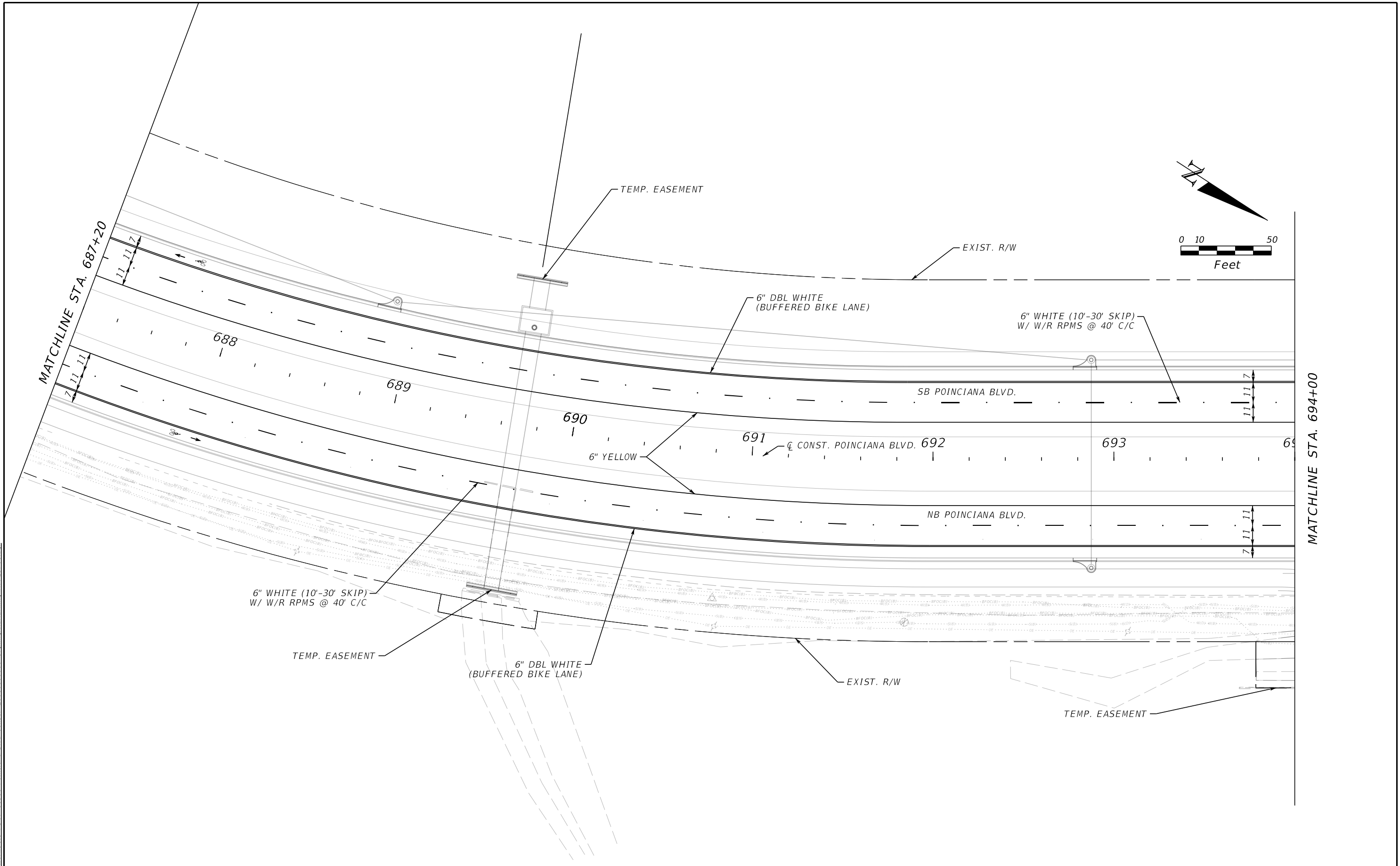


OSCEOLA COUNTY
TRANSPORTATION AND TRANSIT
 1 Courthouse Square, Suite 3100
 Kissimmee, Florida 34741
 (407) 742-0552 Fax:(407) 742-0560

SIGNING AND PAVEMENT
MARKING PLAN SHEET

SHEET
 NO.
S-54

2/20/2023 3:00:21 PM 10211
 S:\Workspaces\DOT\Worksets\DOT\1386-Poinciana Blvd-Consor\20016800000\SigningAndMarking\MTP\SP01.dwg



REVISIONS			
DATE	DESCRIPTION	DATE	DESCRIPTION

SUSANNE S. WILLIAMS, P.E.
 LICENSE NUMBER 49486
 TRAFFIC ENGINEERING DATA SOLUTIONS, INC.
 80 SPRING VISTA DRIVE
 DEBARY, FLORIDA 32713

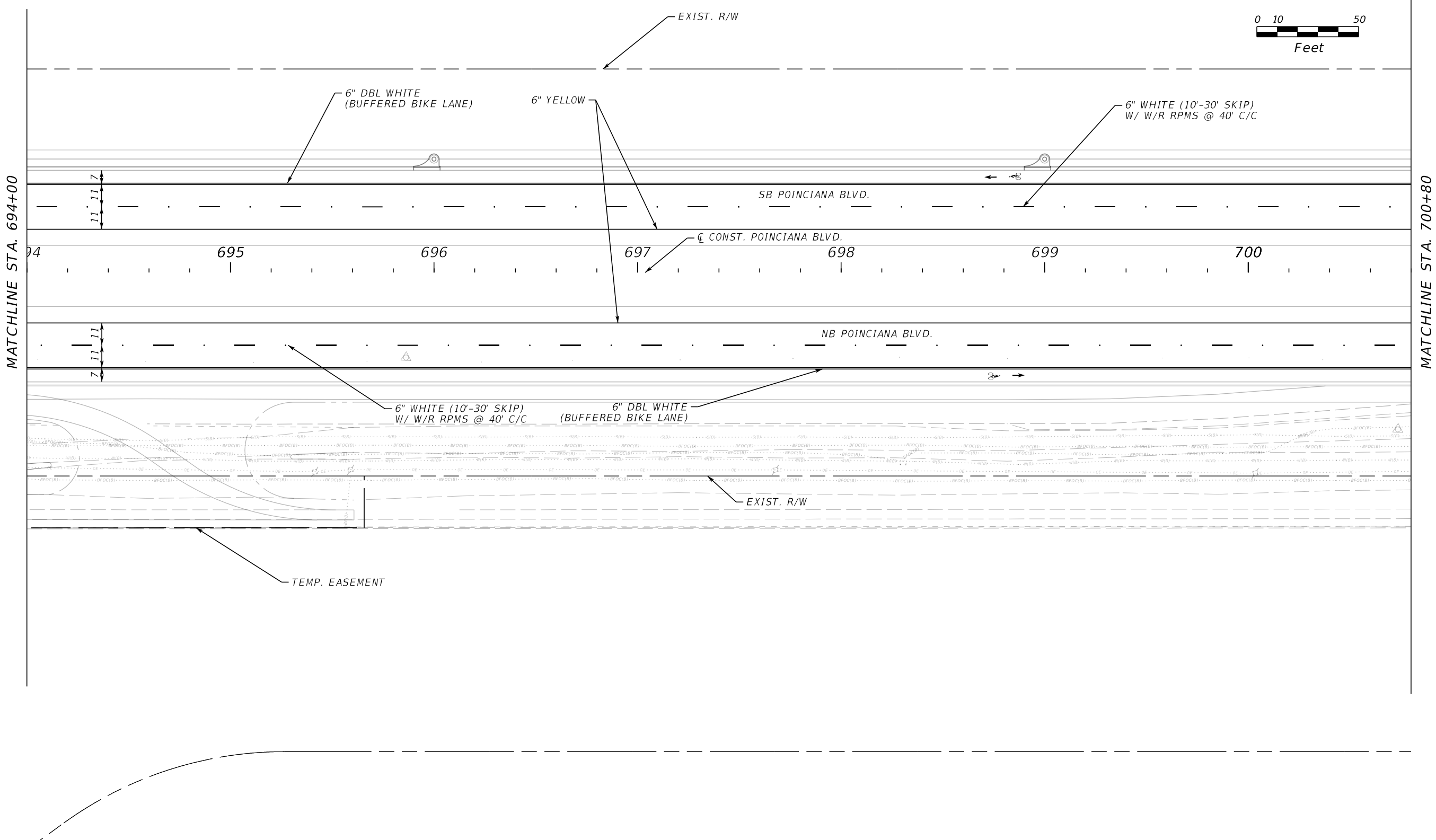
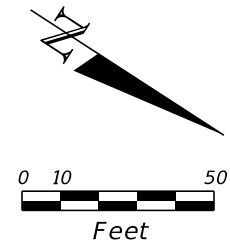


OSCEOLA COUNTY
TRANSPORTATION AND TRANSIT
 1 Courthouse Square, Suite 3100
 Kissimmee, Florida 34741
 (407) 742-0552 Fax:(407) 742-0560

**SIGNING AND PAVEMENT
 MARKING PLAN SHEET**

SHEET NO.
S-55

THE OFFICIAL RECORD OF THIS SHEET IS THE ELECTRONIC FILE DIGITALLY SIGNED AND SEALED UNDER RULE 61G15-23.004, F.A.C.



MATCHLINE STA. 694+00

MATCHLINE STA. 700+80

2/20/2023 3:00:28 PM 10211 S:\workspaces\DOT\Work\sets\DOT\11386-Poinciana Blvd-Consor\20016800000\SigningAndMarking\TP1\SP01.dwg

THE OFFICIAL RECORD OF THIS SHEET IS THE ELECTRONIC FILE DIGITALLY SIGNED AND SEALED UNDER RULE 61G15-23.004, F.A.C.

REVISIONS			
DATE	DESCRIPTION	DATE	DESCRIPTION

SUSANNE S. WILLIAMS, P.E.
 LICENSE NUMBER 49486
 TRAFFIC ENGINEERING DATA SOLUTIONS, INC.
 80 SPRING VISTA DRIVE
 DEBARY, FLORIDA 32713

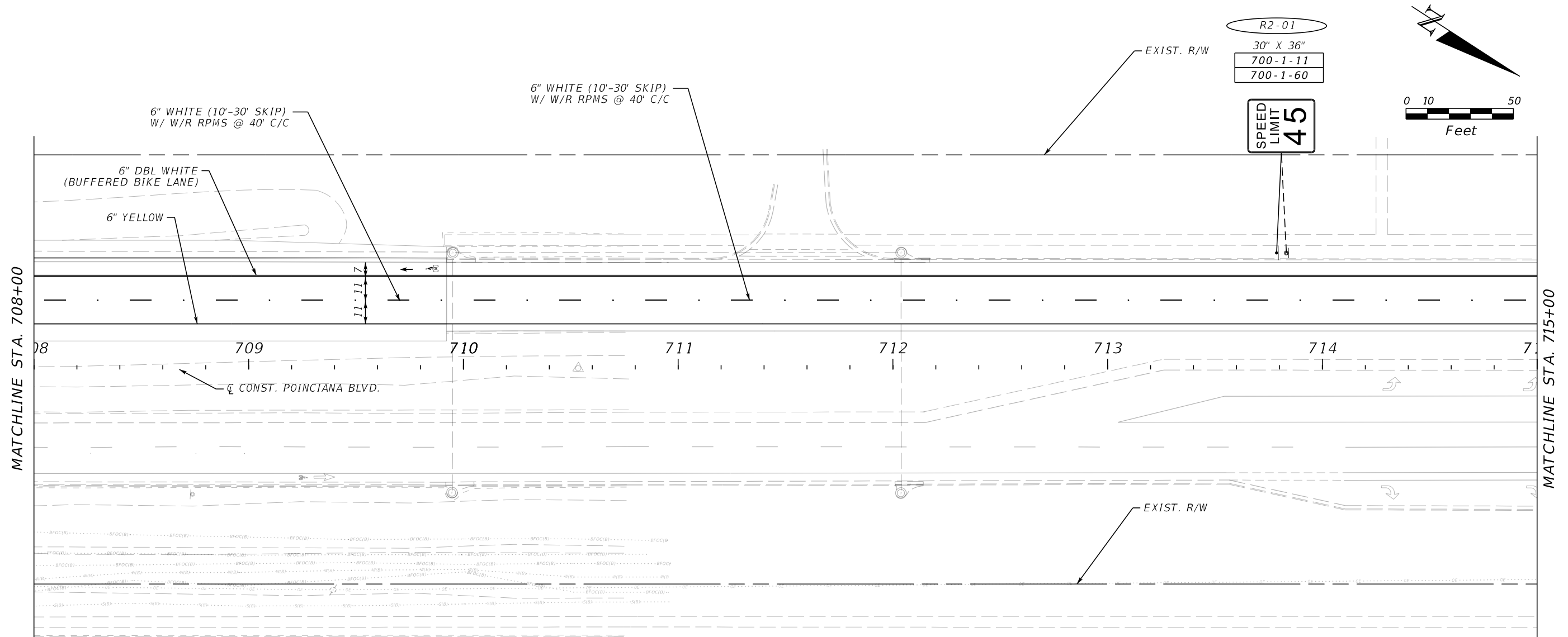


OSCEOLA COUNTY
 TRANSPORTATION AND TRANSIT
 1 Courthouse Square, Suite 3100
 Kissimmee, Florida 34741
 (407) 742-0552 Fax:(407) 742-0560

**SIGNING AND PAVEMENT
 MARKING PLAN SHEET**

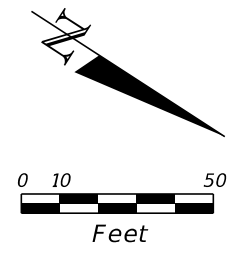
SHEET NO.
 S-56

2/20/2023 3:00:42 PM 10211
 S:\Workspaces\DOT\Worksets\DOT\1386-Poinciana Blvd-Corridor\20016800000\SignalingAndMarking\MTP\SP01.dwg



R2-01
 30" X 36"
 700-1-11
 700-1-60

SPEED
 LIMIT
 45



MATCHLINE STA. 708+00

MATCHLINE STA. 715+00

6" WHITE (10'-30' SKIP)
 W/ W/R RPMS @ 40' C/C

6" WHITE (10'-30' SKIP)
 W/ W/R RPMS @ 40' C/C

6" DBL WHITE
 (BUFFERED BIKE LANE)

6" YELLOW

709

710

711

712

713

714

CL CONST. POINCIANA BLVD.

EXIST. R/W

REVISIONS

DATE	DESCRIPTION	DATE	DESCRIPTION

SUSANNE S. WILLIAMS, P.E.
 LICENSE NUMBER 49486
 TRAFFIC ENGINEERING DATA SOLUTIONS, INC.
 80 SPRING VISTA DRIVE
 DEBARY, FLORIDA 32713




OSCEOLA COUNTY
 TRANSPORTATION AND TRANSIT
 1 Courthouse Square, Suite 3100
 Kissimmee, Florida 34741
 (407) 742-0552 Fax:(407) 742-0560

SIGNING AND PAVEMENT
 MARKING PLAN SHEET

SHEET
 NO.
 S-58

THE OFFICIAL RECORD OF THIS SHEET IS THE ELECTRONIC FILE DIGITALLY SIGNED AND SEALED UNDER RULE 61G15-23.004, F.A.C.

2/20/2023 3:00:49 PM 10211 S:\Workspaces\VDOT\Worksets\VDOT\1386-Poinciana Blvd-Consor\20016800000\SigningAndMarking\WTP\LSPO1.dgn



REVISIONS			
DATE	DESCRIPTION	DATE	DESCRIPTION

SUSANNE S. WILLIAMS, P.E.
 LICENSE NUMBER 49486
 TRAFFIC ENGINEERING DATA SOLUTIONS, INC.
 80 SPRING VISTA DRIVE
 DEBARY, FLORIDA 32713



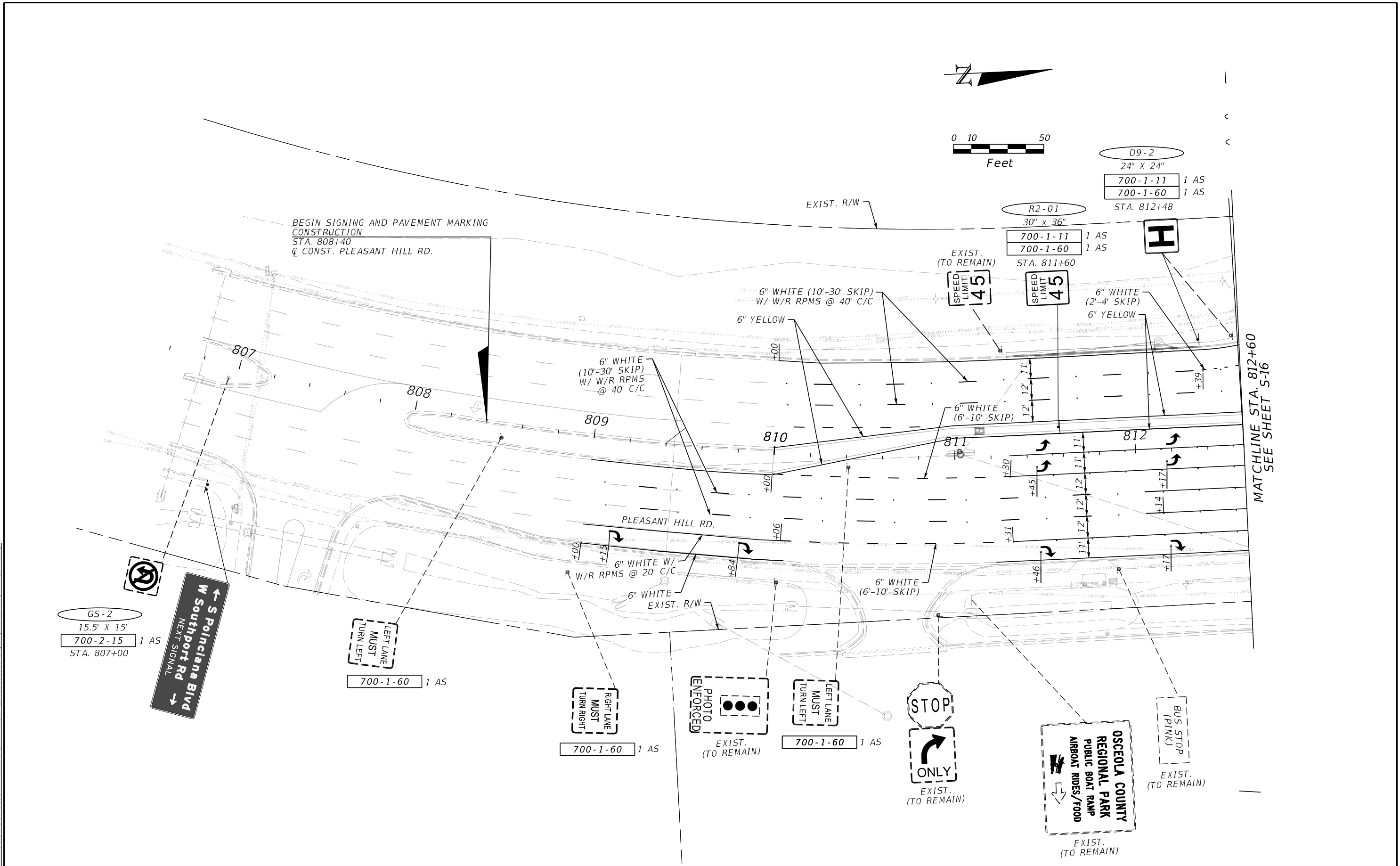
OSCEOLA COUNTY
 TRANSPORTATION AND TRANSIT
 1 Courthouse Square, Suite 3100
 Kissimmee, Florida 34741
 (407) 742-0552 Fax:(407) 742-0560

***SIGNING AND PAVEMENT
 MARKING PLAN SHEET***

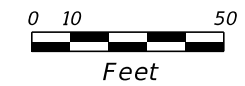
SHEET NO.
S-59

THE OFFICIAL RECORD OF THIS SHEET IS THE ELECTRONIC FILE DIGITALLY SIGNED AND SEALED UNDER RULE 61G15-23.004, F.A.C.

2/20/2023 3:00:56 PM 10211
 S:\Workspaces\DOT\Work\sets\DOT\11386-Poinciana Blvd-Corson\20016800000\SignalingAndMarking\MTP\SP01.dwg



BEGIN SIGNING AND PAVEMENT MARKING
 CONSTRUCTION
 STA. 808+40
 @ CONST. PLEASANT HILL RD.



D9-2
 24" X 24"
 700-1-11 1 AS
 700-1-60 1 AS
 STA. 812+48

R2-01
 30" X 36"
 700-1-11 1 AS
 700-1-60 1 AS
 STA. 811+60

GS-2
 15.5' X 15'
 700-2-15 1 AS
 STA. 807+00

W Southport Rd
 NEXT SIGNAL

LEFT LANE
 MUST
 TURN LEFT
 700-1-60 1 AS

RIGHT LANE
 MUST
 TURN RIGHT
 700-1-60 1 AS

PHOTO
 ENFORCED
 EXIST.
 (TO REMAIN)

LEFT LANE
 MUST
 TURN LEFT
 700-1-60 1 AS

STOP
 ONLY
 EXIST.
 (TO REMAIN)

OSCEOLA COUNTY
 REGIONAL PARK
 PUBLIC BOAT RAMP
 AIRBOAT RIDES/FOOD
 EXIST.
 (TO REMAIN)

BUS STOP
 (PINK)
 EXIST.
 (TO REMAIN)

MAT CHLINE STA. 812+60
 SEE SHEET S-16

SUSANNE S. WILLIAMS, P.E.
 LICENSE NUMBER 49486
 TRAFFIC ENGINEERING DATA SOLUTIONS, INC.
 80 SPRING VISTA DRIVE
 DEBARY, FLORIDA 32713

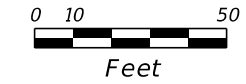


OSCEOLA COUNTY
 TRANSPORTATION AND TRANSIT
 1 Courthouse Square, Suite 3100
 Kissimmee, Florida 34741
 (407) 742-0552 Fax:(407) 742-0560

**SIGNING AND PAVEMENT
 MARKING PLAN SHEET**

SHEET
 NO.
 S-60

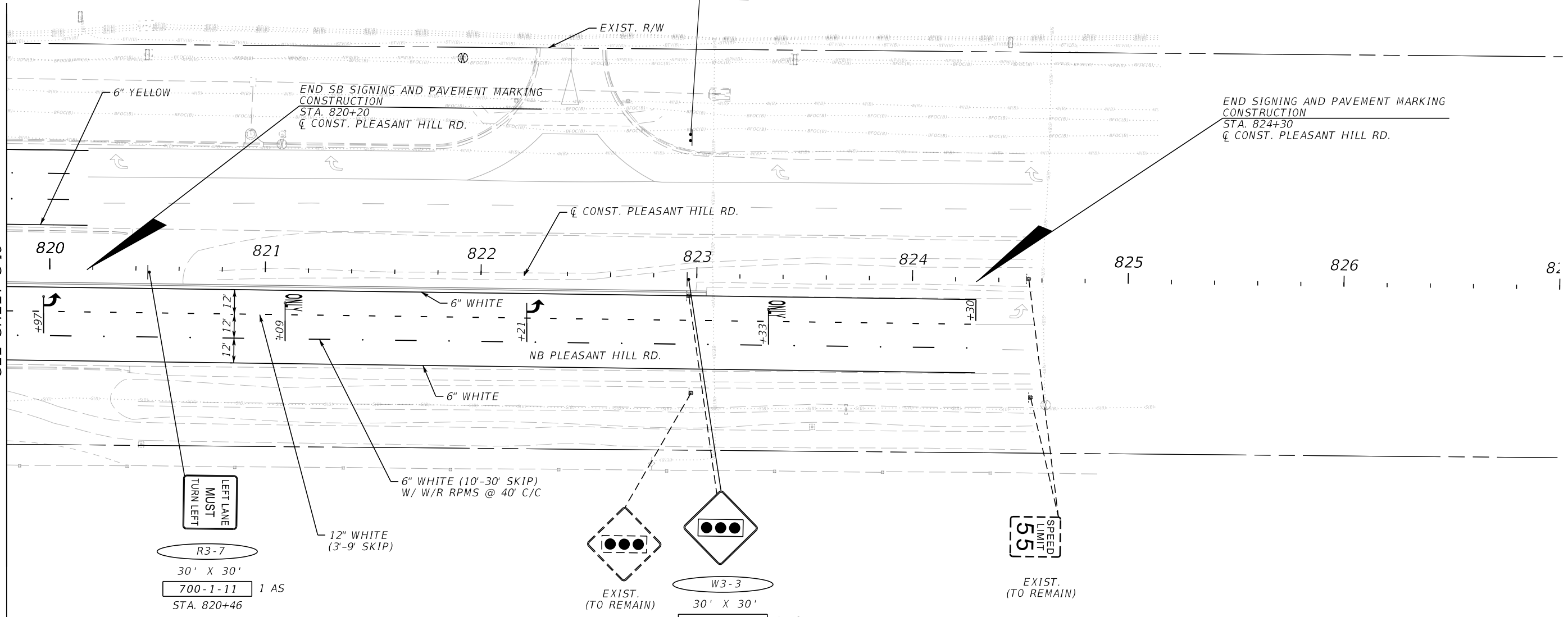
THE OFFICIAL RECORD OF THIS SHEET IS THE ELECTRONIC FILE DIGITALLY SIGNED AND SEALED UNDER RULE 61G15-23.004, F.A.C.



W Southport Rd
S Poinciana Blvd
NEXT SIGNAL

GS-3
15.5' X 5'
700-2-15 1 AS
STA. 823+00

MATCHLINE STA. 819+80
SEE SHEET S-16



R3-7
30' X 30'
700-1-11 1 AS
STA. 820+46

EXIST.
(TO REMAIN)

W3-3
30' X 30'
700-1-11 1 AS
700-1-60 1 AS
STA. 829+96

EXIST.
(TO REMAIN)

2/20/2023 3:01:03 PM 10211
S:\Workspaces\DOT\Worksets\DOT\11386-Poinciana Blvd-Consor\20016800000\SignalingAndMarking\MTP\SP01.dwg

REVISIONS			
DATE	DESCRIPTION	DATE	DESCRIPTION

SUSANNE S. WILLIAMS, P.E.
LICENSE NUMBER 49486
TRAFFIC ENGINEERING DATA SOLUTIONS, INC.
80 SPRING VISTA DRIVE
DEBARY, FLORIDA 32713



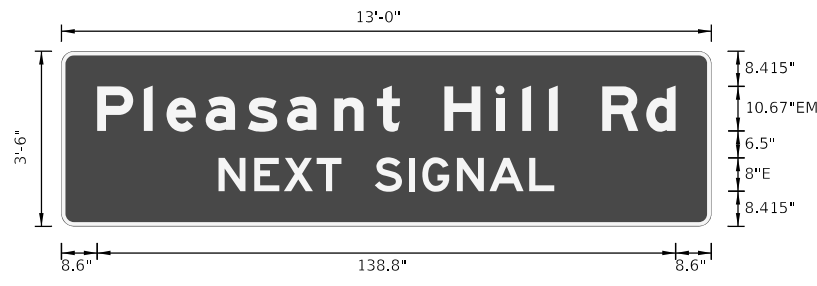
OSCEOLA COUNTY
TRANSPORTATION AND TRANSIT
1 Courthouse Square, Suite 3100
Kissimmee, Florida 34741
(407) 742-0552 Fax:(407) 742-0560

SIGNING AND PAVEMENT MARKING PLAN SHEET

SHEET NO.
S-61


THE OFFICIAL RECORD OF THIS SHEET IS THE ELECTRONIC FILE DIGITALLY SIGNED AND SEALED UNDER RULE 61G15-23.004, F.A.C.

SIGN NAME	GS-1	QTY	2	SIGN NUMBER		STATION(S)	
PANEL	BORDER					431+00	
WIDTH	13'-0"	WIDTH	1"			901+50	
HEIGHT	3'-6"	RADII	3"				
LEGEND	White	COLOR	White				
COLOR	Green						
SYMBOL(S)	ANGLE	X	Y	WID	HT		
SIGN NUMBER	# OF COLUMNS	CLEARANCE Edge Of Lane	COLUMN SIZE	AVERAGE LENGTH			
GS-1 (SB)	3	10' 2"	W6	12	11' 5"		
GS-1 (NB)	3	7' 0"	W6	12	13' 0"		



NO. OF LIGHT FIXTURES	FIXTURE SPACING	PHOTOMETRIC CURVE	WATT	VOLTAGE

SIGN NAME	GS-2	QTY	1	SIGN NUMBER		STATION(S)	
PANEL	BORDER					807+00	
WIDTH	15'-6"	WIDTH	1"				
HEIGHT	5'-0"	RADII	3"				
LEGEND	White	COLOR	White				
COLOR	Green						
SYMBOL(S)	ANGLE	X	Y	WID	HT		
AR_Type A	90	10.1	41	10.7	16.8		
AR_Type A	270	159.1	21.6	10.7	16.8		
SIGN NUMBER	# OF COLUMNS	CLEARANCE Edge Of Lane	COLUMN SIZE	AVERAGE LENGTH			
GS-2	3	14' 7"	W8	18	15' 11"		

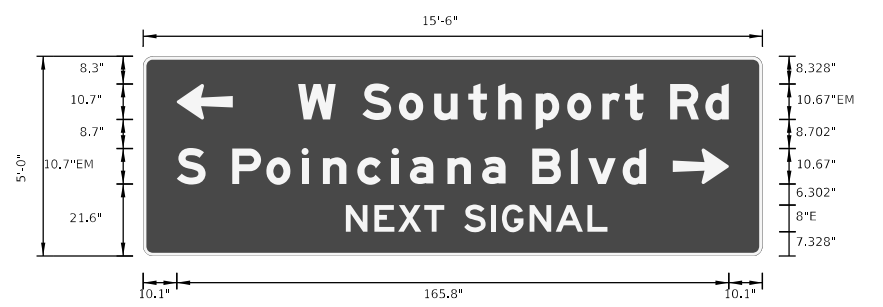


NO. OF LIGHT FIXTURES	FIXTURE SPACING	PHOTOMETRIC CURVE	WATT	VOLTAGE

COPY	P	I	e	a	s	a	n	t	H	i	l	L	R	d	L				
SPACE	8.6	11.2	5.4	9.4	10.1	9.4	11.3	10.2	5.5	10.7	12.3	6.4	6.4	2.1	10.7	10.6	7	8.6	138.8
COPY	N	E	X	T	S	I	G	N	A	L	L								
SPACE	37.7	8.6	7.1	7.8	6	8	8.1	3.3	8.3	7.8	9.5	6	37.7	80.6					
COPY																			
SPACE																			
COPY																			
SPACE																			
COPY																			
SPACE																			

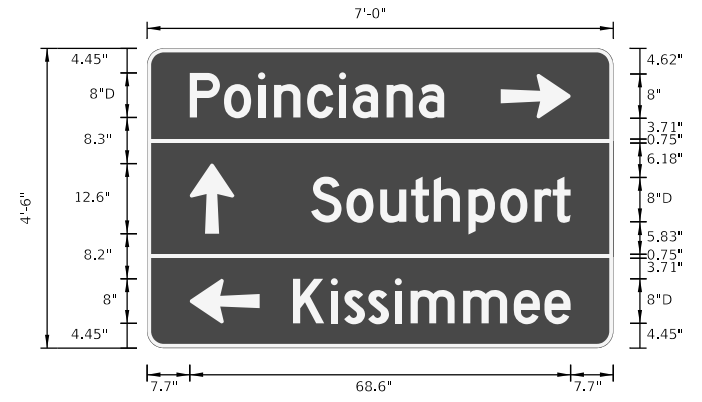
COPY	S	P	o	i	n	c	i	a	n	a	B	I	v	d	L				
SPACE	34.9	8.6	8	10.2	10.6	6.4	10.3	10.3	5.4	11.3	10.3	7	8	11.6	5.2	10.3	7	10.1	141
COPY	W	S	o	u	t	h	p	o	r	t	R	d	L						
SPACE	10.1	11.3	8	11	10.6	10.2	9	11.3	9.4	10.6	6.8	5.5	8	10.6	7	46.6	129.3		
COPY	N	E	X	T	S	I	G	N	A	L	L								
SPACE	60.9	8.6	7.1	7.8	6	6	8.1	3.3	8.3	7.8	9.5	6	46.6	78.6					
COPY																			
SPACE																			
COPY																			
SPACE																			

SIGN NAME	GS-3	QTY	1	SIGN NUMBER		STATION(S)	
PANEL	BORDER					823+00	
WIDTH	15'-6"	WIDTH	1"				
HEIGHT	5'-0"	RADII	3"				
LEGEND	White	COLOR	White				
COLOR	Green						
SYMBOL(S)	ANGLE	X	Y	WID	HT		
AR_Type A	90	10.1	41	10.7	16.8		
AR_Type A	270	159.1	21.6	10.7	16.8		
SIGN NUMBER	# OF COLUMNS	CLEARANCE Edge Of Lane	COLUMN SIZE	AVERAGE LENGTH			
GS-3	3	7' 0"	W6	12	12' 7"		



NO. OF LIGHT FIXTURES	FIXTURE SPACING	PHOTOMETRIC CURVE	WATT	VOLTAGE

SIGN NAME	GS-4	QTY	1	SIGN NUMBER		STATION(S)	
PANEL	BORDER					422+81	
WIDTH	7'-0"	WIDTH	0.75"				
HEIGHT	4'-6"	RADII	3"				
LEGEND	White	COLOR	White				
COLOR	Green / Green / Green						
SYMBOL(S)	ANGLE	X	Y	WID	HT		
AR_Type A	270	63.7	41.4	8	12.6		
AR_Type A	0	7.7	20.6	8	12.6		
AR_Type A	90	7.7	4.5	8	12.6		
SIGN NUMBER	# OF COLUMNS	CLEARANCE Edge Of Lane	COLUMN SIZE	AVERAGE LENGTH			
GS-4	2	10' 8"	W6	12	11' 7"		



NO. OF LIGHT FIXTURES	FIXTURE SPACING	PHOTOMETRIC CURVE	WATT	VOLTAGE

COPY	W	S	o	u	t	h	p	o	r	t	R	d	L						
SPACE	46.6	11.3	8	11	10.6	10.2	9	11.3	9.4	10.6	6.8	5.5	8	10.6	7	10.1	129.3		
COPY	S	P	o	i	n	c	i	a	n	a	B	I	v	d	L				
SPACE	10.1	8.6	8	10.2	10.6	6.4	10.3	10.3	5.4	11.3	10.3	7	8	11.6	5.2	10.3	7	34.9	141
COPY	N	E	X	T	S	I	G	N	A	L	L								
SPACE	60.9	8.6	7.1	7.8	6	6	8.1	3.3	8.3	7.8	9.5	6	46.6	78.6					
COPY																			
SPACE																			
COPY																			
SPACE																			

COPY	P	o	i	n	c	i	a	n	a	L									
SPACE	7.7	6.2	6.2	2.9	5.9	5.8	2.5	6.1	5.8	4.6	30.5	45.8							
COPY	S	o	u	t	h	p	o	r	t	L									
SPACE	29.6	6.3	6.1	5.6	4.1	6.2	5.8	6.2	3.3	3.2	7.7	46.7							
COPY	K	i	s	s	i	m	m	e	e	L									
SPACE	26.3	6.8	2.4	4.3	4.8	2.9	9.4	9.1	5.5	4.7	7.7	50							
COPY																			
SPACE																			

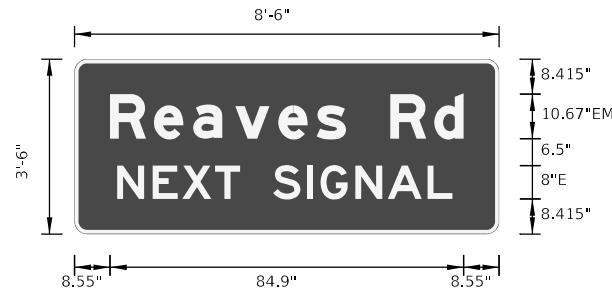
REVISIONS			
DATE	DESCRIPTION	DATE	DESCRIPTION

SUSANNE S. WILLIAMS, P.E. LICENSE NUMBER 49486 TRAFFIC ENGINEERING DATA SOLUTIONS, INC. 80 SPRING VISTA DRIVE DEBARY, FLORIDA 32713	 OSCEOLA COUNTY TRANSPORTATION AND TRANSIT 1 Courthouse Square, Suite 3100 Kissimmee, Florida 34741 (407) 742-0552 Fax:(407) 742-0560	GUIDE SIGN WORK SHEET	SHEET NO. S-62
---	---	------------------------------	------------------------------

2/20/2023 3:01:11 PM 10211 S:\Workspaces\DOT\Worksets\DOT\1386-Poinciana Blvd-Consor\2001680000\SigningAndMarking\GSWSKSP00.dgn

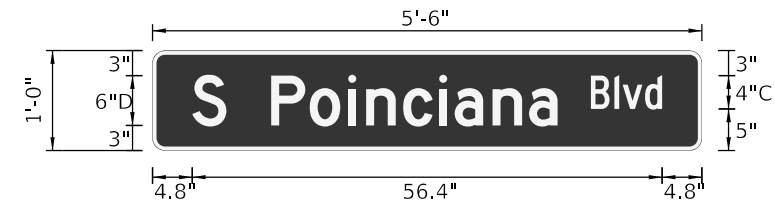
THE OFFICIAL RECORD OF THIS SHEET IS THE ELECTRONIC FILE DIGITALLY SIGNED AND SEALED UNDER RULE 61G15-23.004, F.A.C.

SIGN NAME GS-9		QTY 2	SIGN NUMBER	STATION(S)
PANEL		BORDER		572+82
WIDTH 8'-6"	WIDTH 1"			
HEIGHT 3'-6"	RADII 3"			
LEGEND White	COLOR White			
COLOR Green				
SYMBOL(S)	ANGLE X	Y	WID	HT
SIGN NUMBER	* OF COLUMNS	CLEARANCE Edge Of Lane	COLUMN SIZE	AVERAGE LENGTH
GS-9 (NB)	2	18' 11"	S3 5.7	10' 11"
GS-9 (SB)	2	10' 6"	S3 5.7	10' 11"



NO. OF LIGHT FIXTURES	FIXTURE SPACING	PHOTOMETRIC CURVE	WATT	VOLTAGE
-----------------------	-----------------	-------------------	------	---------

SIGN NAME SNS-1		QTY 1	SIGN NUMBER	STATION(S)
PANEL		BORDER		480+76
WIDTH 5'-6"	WIDTH 0.5"			
HEIGHT 1'-0"	RADII 1.5"			
LEGEND White	COLOR White			
COLOR Blue				
SYMBOL(S)	ANGLE X	Y	WID	HT
SIGN NUMBER	CLEARANCE Edge Of Lane	COLUMN SIZE	AVERAGE LENGTH	

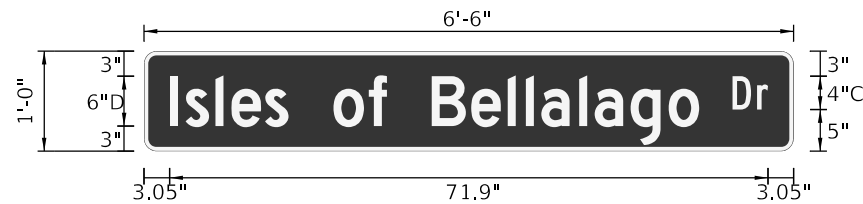


NO. OF LIGHT FIXTURES	FIXTURE SPACING	PHOTOMETRIC CURVE	WATT	VOLTAGE
-----------------------	-----------------	-------------------	------	---------

COPY	R	e	a	v	e	s	R	d	L															
SPACE	8.5	10.6	9.4	10.1	10.3	9.2	7	10.7	10.6	7	8.5	84.9												
COPY	N	E	X	T	S	I	G	N	A	L	L													
SPACE	10.2	8.6	7.1	7.8	6	8	8.1	3.3	8.3	7.8	9.5	6	11.2	80.6										
COPY																								
SPACE																								
COPY																								
SPACE																								
COPY																								
SPACE																								
COPY																								
SPACE																								

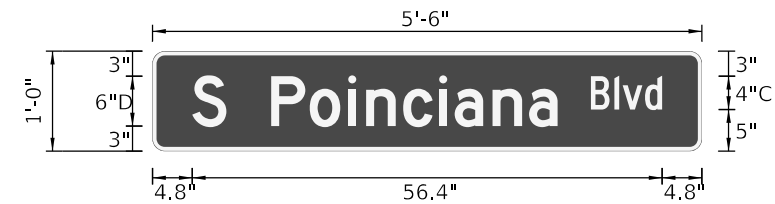
COPY	S	P	o	i	n	c	i	a	n	a	B	l	v	d	L														
SPACE	4.8	4.1	5.4	4.6	4.6	2.2	4.4	4.3	1.9	4.6	4.4	3.4	4	2.8	1	2.7	2	4.8	56.4										
COPY																													
SPACE																													
COPY																													
SPACE																													
COPY																													
SPACE																													
COPY																													
SPACE																													

SIGN NAME SNS-2		QTY 1	SIGN NUMBER	STATION(S)
PANEL		BORDER		480+76
WIDTH 6'-6"	WIDTH 0.5"			
HEIGHT 1'-0"	RADII 1.5"			
LEGEND White	COLOR White			
COLOR Blue				
SYMBOL(S)	ANGLE X	Y	WID	HT
SIGN NUMBER	CLEARANCE Edge Of Lane	COLUMN SIZE	AVERAGE LENGTH	



NO. OF LIGHT FIXTURES	FIXTURE SPACING	PHOTOMETRIC CURVE	WATT	VOLTAGE
-----------------------	-----------------	-------------------	------	---------

SIGN NAME SNS-3		QTY 4	SIGN NUMBER	STATION(S)
PANEL		BORDER		549+00
WIDTH 5'-6"	WIDTH 0.5"	617+60		
HEIGHT 1'-0"	RADII 1.5"	656+55		
LEGEND White	COLOR White	665+30		
COLOR Green				
SYMBOL(S)	ANGLE X	Y	WID	HT
SIGN NUMBER	CLEARANCE Edge Of Lane	COLUMN SIZE	AVERAGE LENGTH	



NO. OF LIGHT FIXTURES	FIXTURE SPACING	PHOTOMETRIC CURVE	WATT	VOLTAGE
-----------------------	-----------------	-------------------	------	---------

COPY	I	s	l	e	s	o	f	B	e	l	l	a	l	a	g	o	D	r															
SPACE	3.1	1.9	3.6	1.9	4	2.8	5.4	4.3	2.2	5.4	4.7	4.4	2.2	1.9	4.6	1.9	4.3	4.6	3.7	4	3	1.3	3.1										
COPY																																	
SPACE																																	
COPY																																	
SPACE																																	
COPY																																	
SPACE																																	
COPY																																	
SPACE																																	
COPY																																	
SPACE																																	

COPY	S	P	o	i	n	c	i	a	n	a	B	l	v	d	L														
SPACE	4.8	4.1	5.4	4.6	4.6	2.2	4.4	4.3	1.9	4.6	4.4	3.4	4	2.8	1	2.7	2	4.8	56.4										
COPY																													
SPACE																													
COPY																													
SPACE																													
COPY																													
SPACE																													
COPY																													
SPACE																													

REVISIONS			
DATE	DESCRIPTION	DATE	DESCRIPTION

SUSANNE S. WILLIAMS, P.E.
 LICENSE NUMBER 49486
 TRAFFIC ENGINEERING DATA SOLUTIONS, INC.
 80 SPRING VISTA DRIVE
 DEBARY, FLORIDA 32713

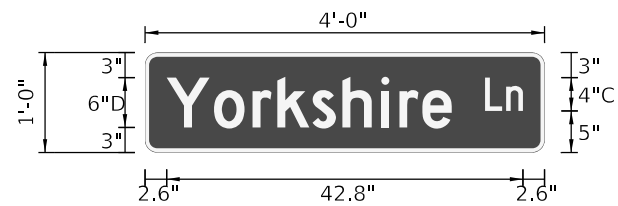


OSCEOLA COUNTY
 TRANSPORTATION AND TRANSIT
 1 Courthouse Square, Suite 3100
 Kissimmee, Florida 34741
 (407) 742-0552 Fax:(407) 742-0560

GUIDE SIGN WORK SHEET

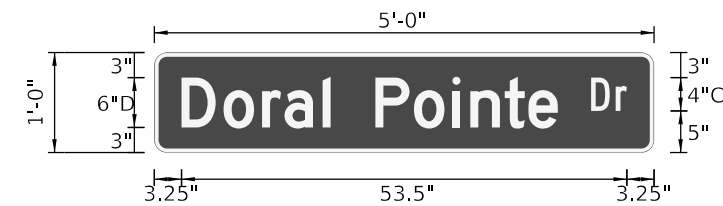
SHEET NO.
 S-64

SIGN NAME SNS-4		QTY 1	SIGN NUMBER		STATION(S)
PANEL		BORDER		549+00	
WIDTH 4'-0"	WIDTH 0.5"				
HEIGHT 1'-0"	RADII 1.5"				
LEGEND White	COLOR White				
COLOR Green					
SYMBOL(S)	ANGLE X	Y	WID	HT	
SIGN NUMBER	CLEARANCE Edge Of Logo	COLUMN SIZE	AVERAGE LENGTH		



NO. OF LIGHT FIXTURES	FIXTURE SPACING	PHOTOMETRIC CURVE	WATT	VOLTAGE
-----------------------	-----------------	-------------------	------	---------

SIGN NAME SNS-5		QTY 1	SIGN NUMBER		STATION(S)
PANEL		BORDER		617+60	
WIDTH 5'-0"	WIDTH 0.5"				
HEIGHT 1'-0"	RADII 1.5"				
LEGEND White	COLOR White				
COLOR Green					
SYMBOL(S)	ANGLE X	Y	WID	HT	
SIGN NUMBER	CLEARANCE Edge Of Logo	COLUMN SIZE	AVERAGE LENGTH		

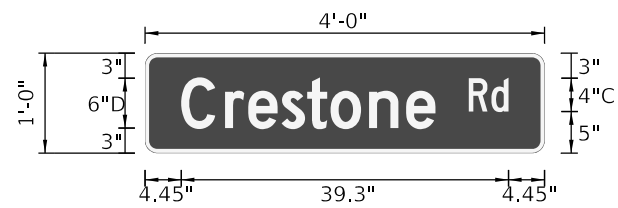


NO. OF LIGHT FIXTURES	FIXTURE SPACING	PHOTOMETRIC CURVE	WATT	VOLTAGE
-----------------------	-----------------	-------------------	------	---------

COPY	Y	o	r	k	s	h	i	r	e	L	n	L				
SPACE	2.6	5.7	4.6	3	4.2	3.6	4.7	2.2	2.8	3.5	4	2.5	2	2.6	42.8	
COPY																
SPACE																
COPY																
SPACE																
COPY																
SPACE																
COPY																
SPACE																

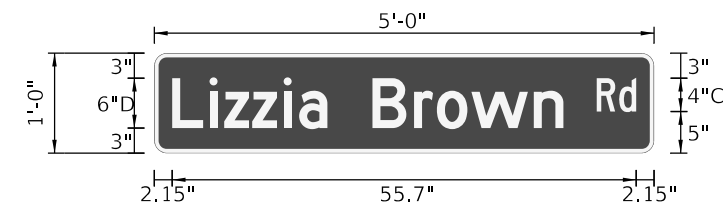
COPY	D	o	r	a	i	P	o	i	n	t	e	D	r	L				
SPACE	3.3	5	4.6	2.7	4.6	1	5.4	4.6	4.6	2.2	4.1	2.8	3.5	4	3	1.3	3.3	53.5
COPY																		
SPACE																		
COPY																		
SPACE																		
COPY																		
SPACE																		
COPY																		
SPACE																		

SIGN NAME SNS-6		QTY 1	SIGN NUMBER		STATION(S)
PANEL		BORDER		656+55	
WIDTH 4'-0"	WIDTH 0.5"				
HEIGHT 1'-0"	RADII 1.5"				
LEGEND White	COLOR White				
COLOR Green					
SYMBOL(S)	ANGLE X	Y	WID	HT	
SIGN NUMBER	CLEARANCE Edge Of Logo	COLUMN SIZE	AVERAGE LENGTH		



NO. OF LIGHT FIXTURES	FIXTURE SPACING	PHOTOMETRIC CURVE	WATT	VOLTAGE
-----------------------	-----------------	-------------------	------	---------

SIGN NAME SNS-7		QTY 1	SIGN NUMBER		STATION(S)
PANEL		BORDER		665+30	
WIDTH 5'-0"	WIDTH 0.5"				
HEIGHT 1'-0"	RADII 1.5"				
LEGEND White	COLOR White				
COLOR Green					
SYMBOL(S)	ANGLE X	Y	WID	HT	
SIGN NUMBER	CLEARANCE Edge Of Logo	COLUMN SIZE	AVERAGE LENGTH		



NO. OF LIGHT FIXTURES	FIXTURE SPACING	PHOTOMETRIC CURVE	WATT	VOLTAGE
-----------------------	-----------------	-------------------	------	---------

COPY	C	r	e	s	t	o	n	e	R	d	L					
SPACE	4.4	5.3	2.8	4	3.1	2.8	4.6	4.4	3.5	4	2.7	2	4.3	39.3		
COPY																
SPACE																
COPY																
SPACE																
COPY																
SPACE																
COPY																
SPACE																

COPY	L	i	z	z	i	a	B	r	o	w	n	R	d	L				
SPACE	2.1	4.5	1.7	3.4	3.8	1.9	3.4	5.4	5	2.8	4.1	7.5	3.5	4	2.7	2	2.1	55.7
COPY																		
SPACE																		
COPY																		
SPACE																		
COPY																		
SPACE																		
COPY																		
SPACE																		

REVISIONS			
DATE	DESCRIPTION	DATE	DESCRIPTION

SUSANNE S. WILLIAMS, P.E.
 LICENSE NUMBER 49486
 TRAFFIC ENGINEERING DATA SOLUTIONS, INC.
 80 SPRING VISTA DRIVE
 DEBARY, FLORIDA 32713

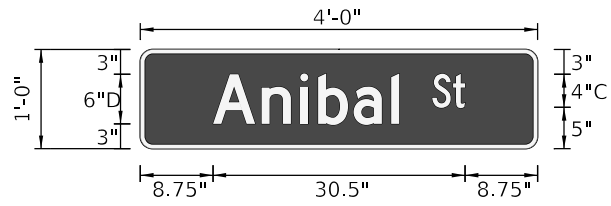


OSCEOLA COUNTY
 TRANSPORTATION AND TRANSIT
 1 Courthouse Square, Suite 3100
 Kissimmee, Florida 34741
 (407) 742-0552 Fax:(407) 742-0560

GUIDE SIGN WORK SHEET

SHEET NO.
 S-65

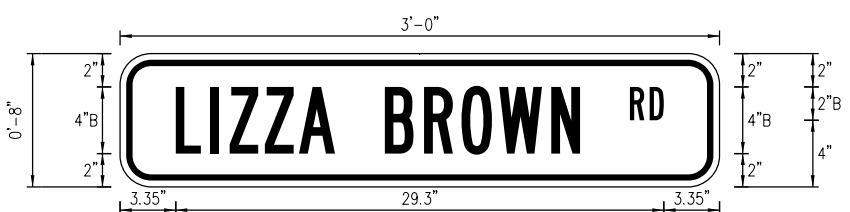
SIGN NAME SNS-8		QTY 1	SIGN NUMBER	STATION(S)	
PANEL		BORDER		556+80	
WIDTH 4'-0"	WIDTH 0.5"				
HEIGHT 1'-0"	RADII 1.5"				
LEGEND White	COLOR White				
COLOR Green					
SYMBOL(S)	ANGLE	X	Y	WID	HT
SIGN NUMBER	CLEARANCE Edge Of Lane	COLUMN SIZE	AVERAGE LENGTH		



NO. OF LIGHT FIXTURES	FIXTURE SPACING	PHOTOMETRIC CURVE	WATT	VOLTAGE

COPY	A	n	i	b	a	I	S	t	L													
SPACE	8.8	5.9	4.7	2.2	4.3	4.6	1	4	2.5	1.4	8.8	30.5										
COPY																						
SPACE																						
COPY																						
SPACE																						
COPY																						
SPACE																						
COPY																						
SPACE																						
COPY																						
SPACE																						

SIGN NAME WP-2		QTY 2	SIGN NUMBER	STATION(S)	
PANEL		BORDER		658+00	
WIDTH 3'-0"	WIDTH 0.38"			677+07	
HEIGHT 0'-8"	RADII 1.5"				
LEGEND Black	COLOR Black				
COLOR Yellow					
SYMBOL(S)	ANGLE	X	Y	WID	HT
SIGN NUMBER	CLEARANCE Edge Of Lane	COLUMN SIZE	AVERAGE LENGTH		



NO. OF LIGHT FIXTURES	FIXTURE SPACING	PHOTOMETRIC CURVE	WATT	VOLTAGE

COPY	L	1	2	2	A		B	R	0	W	N	R	D	L								
SPACE	3.3	2.1	1.2	2.1	2	2.2	3	2.4	2.2	2.3	3.1	1.7	3	1.2	0.9	3.3	29.3					
COPY																						
SPACE																						
COPY																						
SPACE																						
COPY																						
SPACE																						
COPY																						
SPACE																						

REVISIONS			
DATE	DESCRIPTION	DATE	DESCRIPTION

SUSANNE S. WILLIAMS, P.E.
 LICENSE NUMBER 49486
 TRAFFIC ENGINEERING DATA SOLUTIONS, INC.
 80 SPRING VISTA DRIVE
 DEBARY, FLORIDA 32713



OSCEOLA COUNTY
 TRANSPORTATION AND TRANSIT
 1 Courthouse Square, Suite 3100
 Kissimmee, Florida 34741
 (407) 742-0552 Fax:(407) 742-0560

GUIDE SIGN WORK SHEET

SHEET NO.
 5-66

2/20/2023 3:01:13 PM 10211 S:\workspaces\VDOT\Worksets\YDOT\1386-Poinciana Blvd-Consor\20016800000\SigningAndMarking\GSWKSPO0.dgn

THE OFFICIAL RECORD OF THIS SHEET IS THE ELECTRONIC FILE DIGITALLY SIGNED AND SEALED UNDER RULE 61G15-23.004, F.A.C.